

[54] ROASTER

[75] Inventor: Bruce F. Williams, Toronto, Canada

[73] Assignee: American Home Products Corporation, New York, N.Y.

[**] Term: 14 Years

[21] Appl. No.: 203,859

[22] Filed: Nov. 3, 1980

[30] Foreign Application Priority Data

May 2, 1980 [CA] Canada 02-05-80-7

[51] Int. Cl. D7-02

[52] U.S. Cl. D7/359

[58] Field of Search D7/27, 85, 37, 96; D9/424, 425, 428, 429

[56] References Cited

U.S. PATENT DOCUMENTS

D. 71,860 1/1927 Barchoff D7/37

| | | | | |
|------------|--------|-------------------|-------|----------|
| D. 179,779 | 2/1957 | Randall | | D9/425 |
| D. 235,302 | 6/1975 | Lanigan et al. | | D9/428 X |
| D. 251,653 | 4/1979 | Mason, Jr. et al. | | D7/85 |
| D. 257,115 | 9/1980 | Anderson | | D7/85 |
| 2,585,180 | 2/1952 | Smith | | D7/131 X |
| 3,099,377 | 7/1963 | Metzler et al. | | D9/428 X |

Primary Examiner—Winifred E. Herrmann
Attorney, Agent, or Firm—Robert D. Teichert

[57] CLAIM

The ornamental design for a roaster, as shown and described.


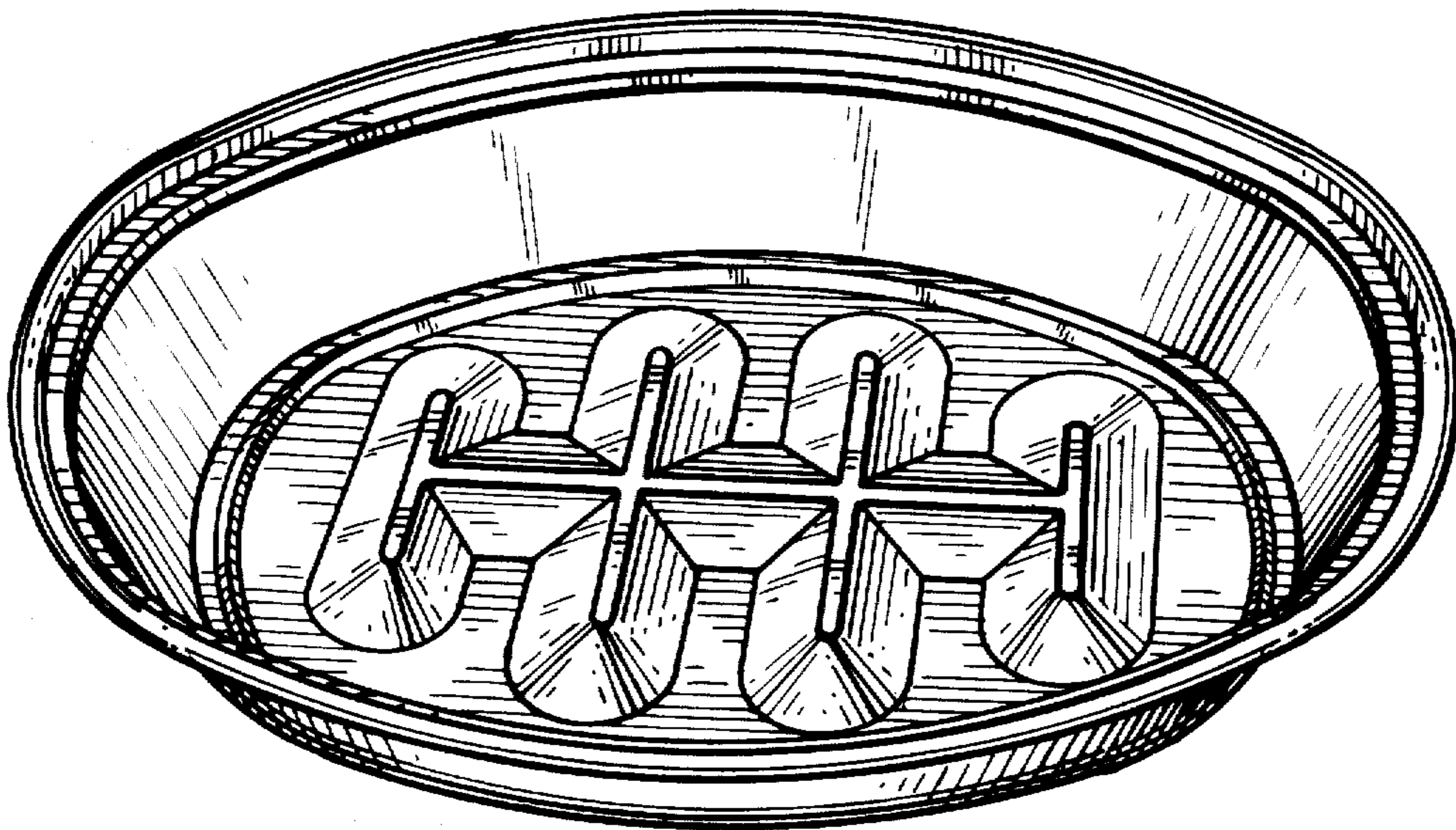
DESCRIPTION

FIG. 1 is a top view perspective view of a roaster showing my new design, wherein the configuration of the roaster in plan view is oval;

FIG. 2 is a bottom perspective view thereof;

FIG. 3 is a top perspective view of a modified form of my new design wherein the configuration of the roaster in plan view is rectangular; and

FIG. 4 is a bottom perspective view thereof.



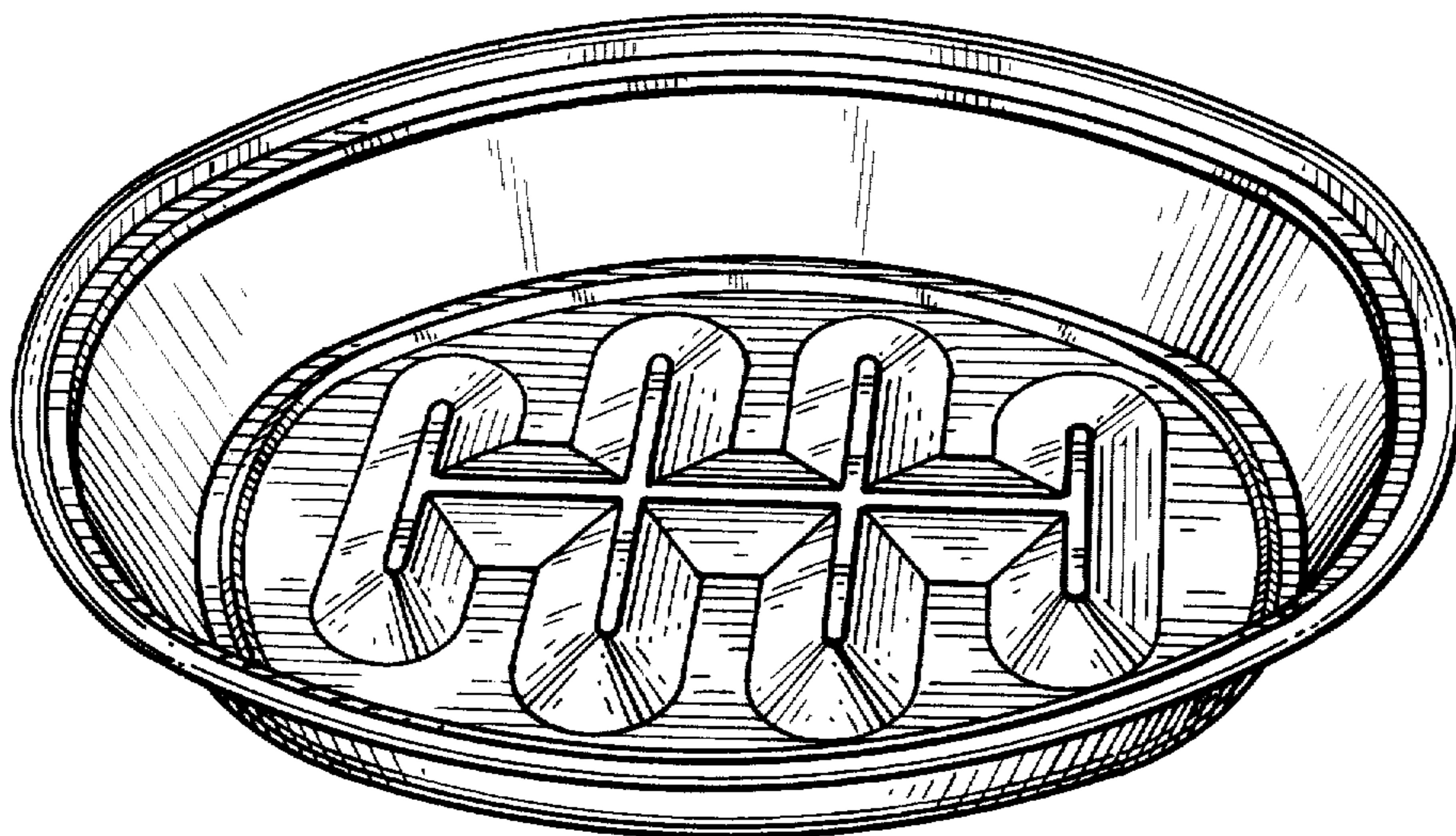


FIG. 1




FIG. 2




FIG. 3

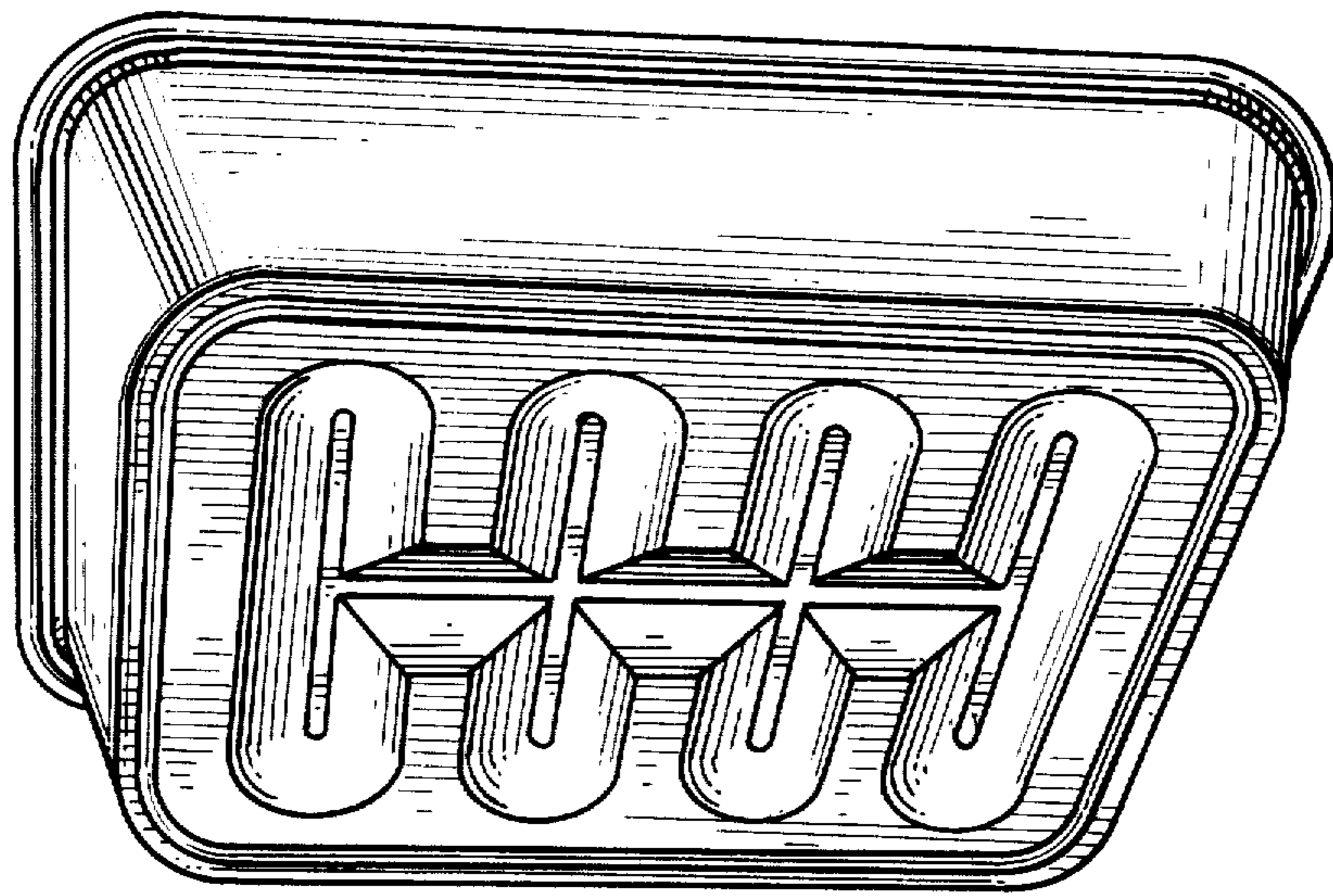


FIG. 4