

[54] **ELASTIC BANDAGE WITH QUICK-LOCKING FASTENER**

[75] Inventor: **Ebbe G. Milding**, Mölnlycke, Sweden

[73] Assignee: **Mölnlycke AB**, Goteborg, Sweden

[**] Term: **14 Years**

[21] Appl. No.: **57,117**

[22] Filed: **Jul. 12, 1979**

[51] Int. Cl. **D24-04; D2-02**

[52] U.S. Cl. **D24/64; D24/49**

[58] Field of Search 128/155, 156, 157, 158, 128/159, DIG. 15; D24/64, 49; D2/389

3,877,426 4/1975 Nirschl 128/DIG. 15 X

3,880,161 4/1975 Fossel et al. 128/DIG. 15 X

4,090,504 5/1978 Nathan 128/DIG. 15 X

4,149,540 4/1979 Hasslinger 128/DIG. 15 X

Primary Examiner—Bernard Ansher
Attorney, Agent, or Firm—Harness, Dickey & Pierce

[57] **CLAIM**

The ornamental design for an elastic bandage with quick-locking fastener, substantially as shown and described.

DESCRIPTION

FIG. 1 shows one side of an elastic bandage with a quick locking fastener embodying the design and with one end folded over to show the configuration of the underside. The remainder of the side shown, which is rolled up, has the same configuration as the portion appearing to the left of the pad in this figure.

FIG. 2 is a perspective view of the design showing the other side thereof. The appearance of the unrolled portion is the same as that to the left of the fastener formed in the end.

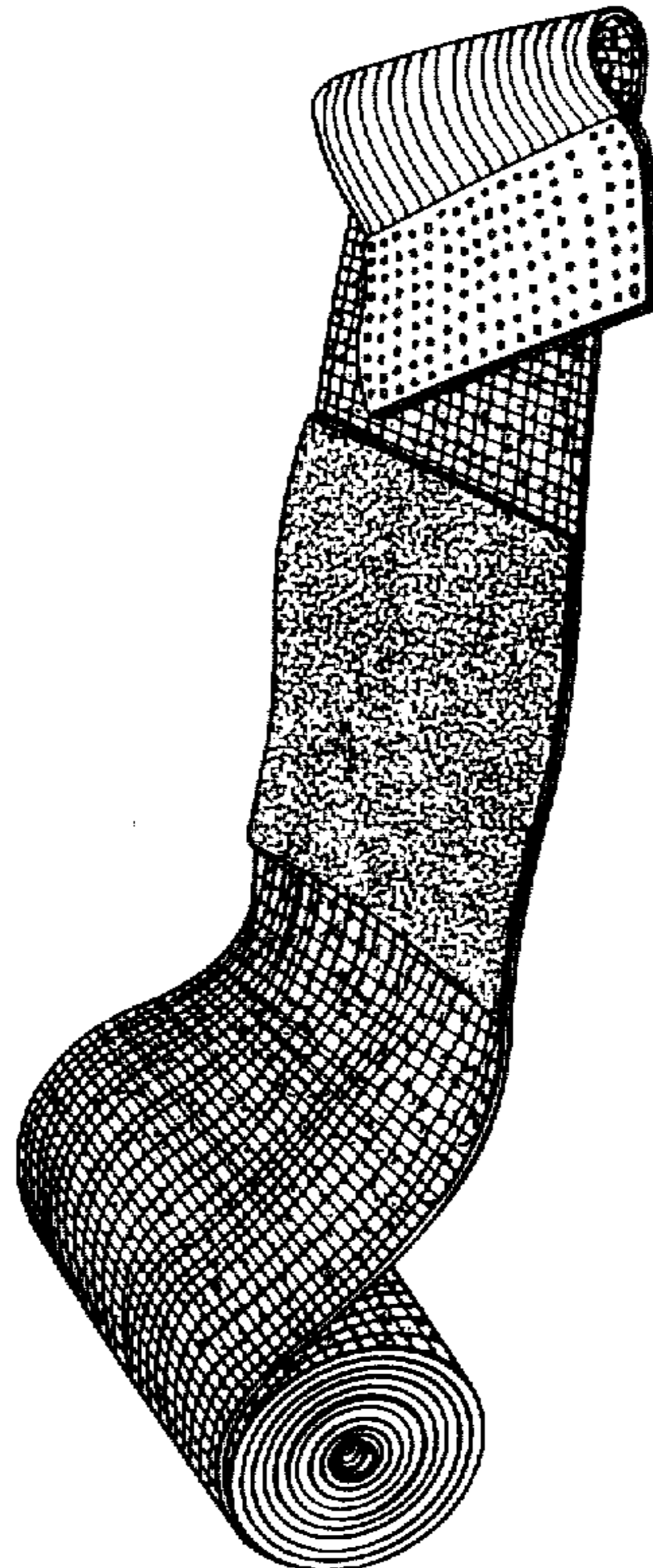
[56] **References Cited**
U.S. PATENT DOCUMENTS

D. 235,928 7/1975 Moore D24/64

D. 251,682 4/1979 Levine D24/64

3,338,028 8/1967 Freeman 128/DIG. 15 X

3,598,114 8/1971 Lewis 128/155 X



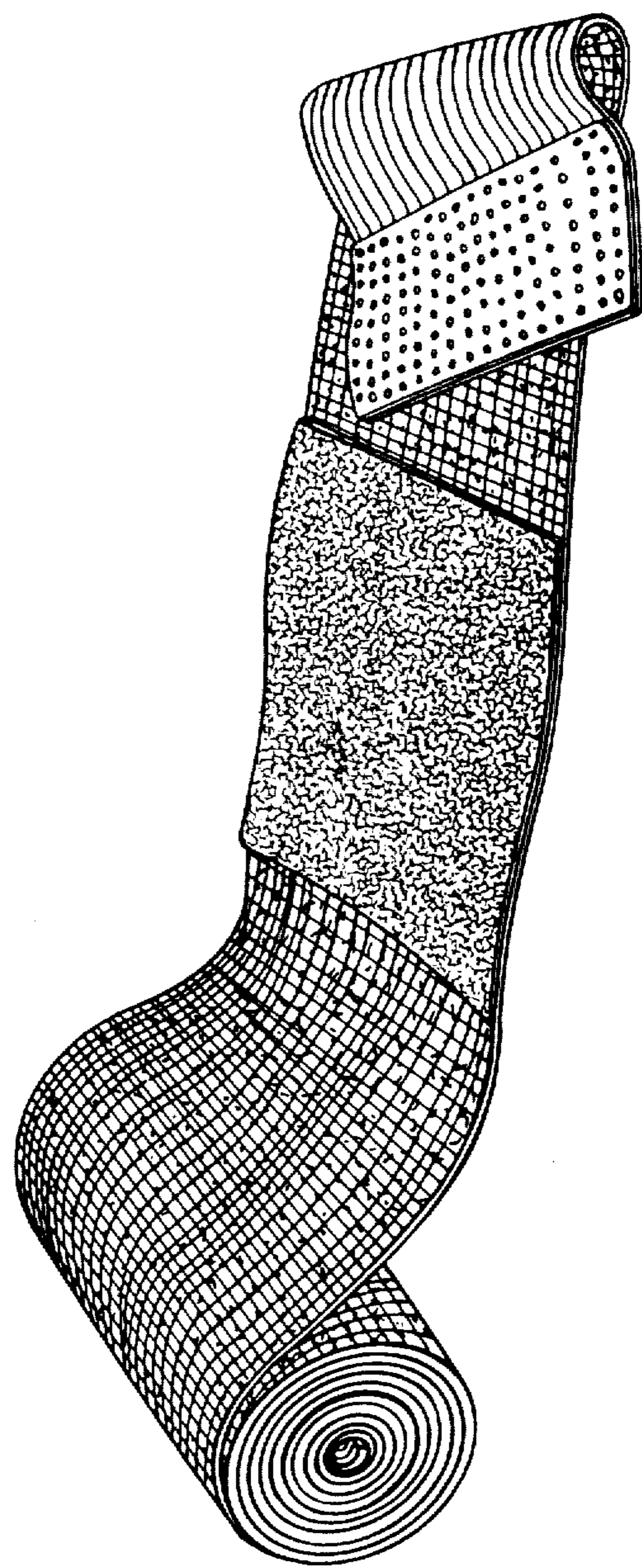


FIG. 1

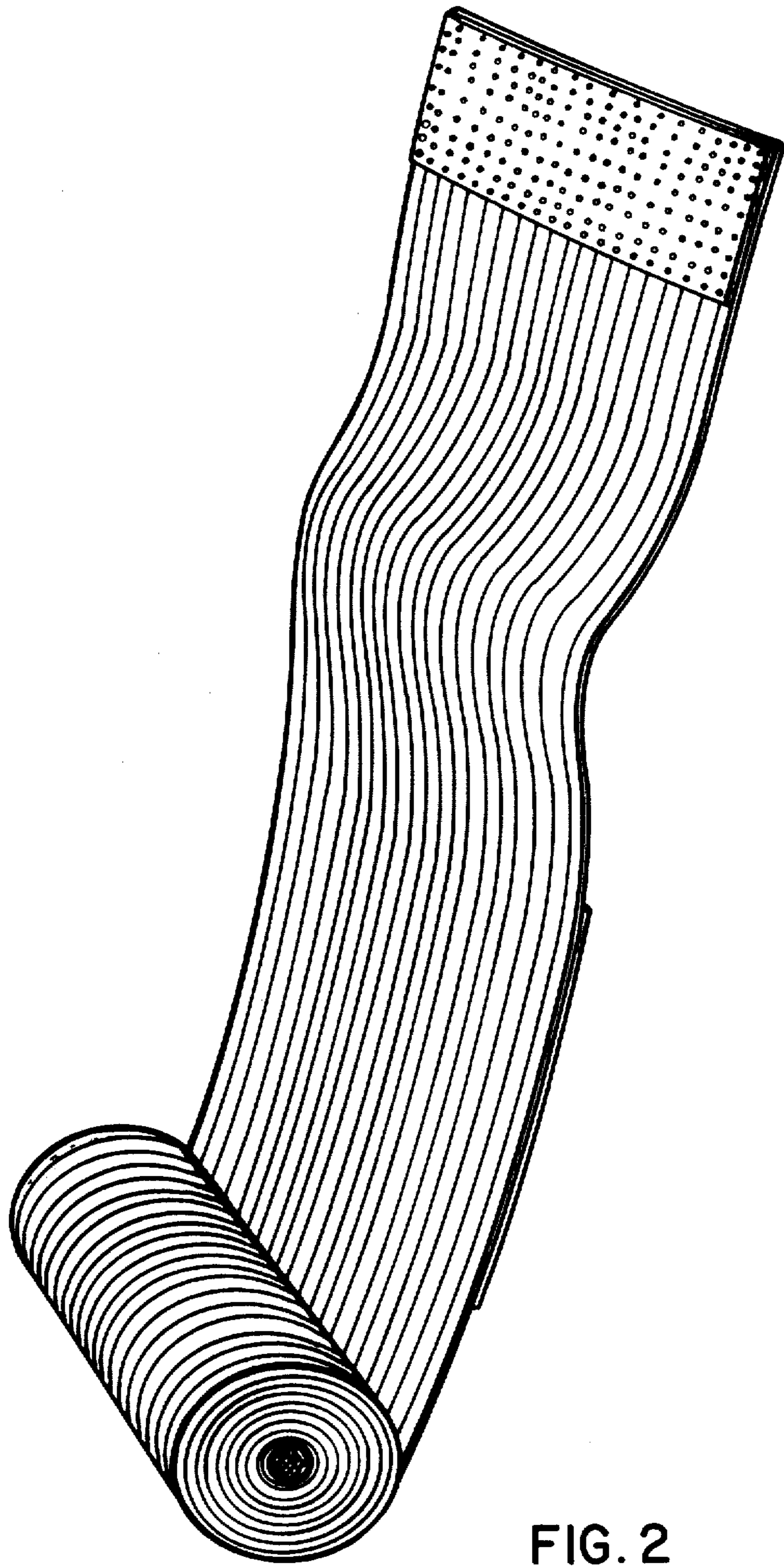


FIG. 2