

[54] **BATHTUB**

[75] Inventor: **Jeffrey Harrison**, Brookhouse, England

[73] Assignee: **Kallista Baths, Inc.**, San Francisco, Calif.

[**] Term: **14 Years**

[21] Appl. No.: **208,801**

[22] Filed: **Nov. 20, 1980**

[51] Int. Cl. **D23-02**

[52] U.S. Cl. **D23/55**

[58] Field of Search **D23/48-57;**
D24/38; 4/538, 546, 548, 552, 559, 560,
564-566, 571, 573, 578, 579, 584, 590, 592-597,
605, 611-614, 628, 654

[56] **References Cited**

U.S. PATENT DOCUMENTS

D. 118,371 1/1940 Goeltz D23/55

D. 237,183	10/1975	Bonsack	D23/55
D. 237,184	10/1975	Rosenhaus	D23/55
D. 238,071	12/1975	Ganger	D23/55
D. 238,072	12/1975	Ganger	D23/55
D. 238,074	12/1975	Gruber	D23/55
D. 243,693	3/1977	Gruber	D23/55
D. 246,597	12/1977	Ridgeway	D23/55
1,940,514	12/1933	Steinkamp	D23/55 X

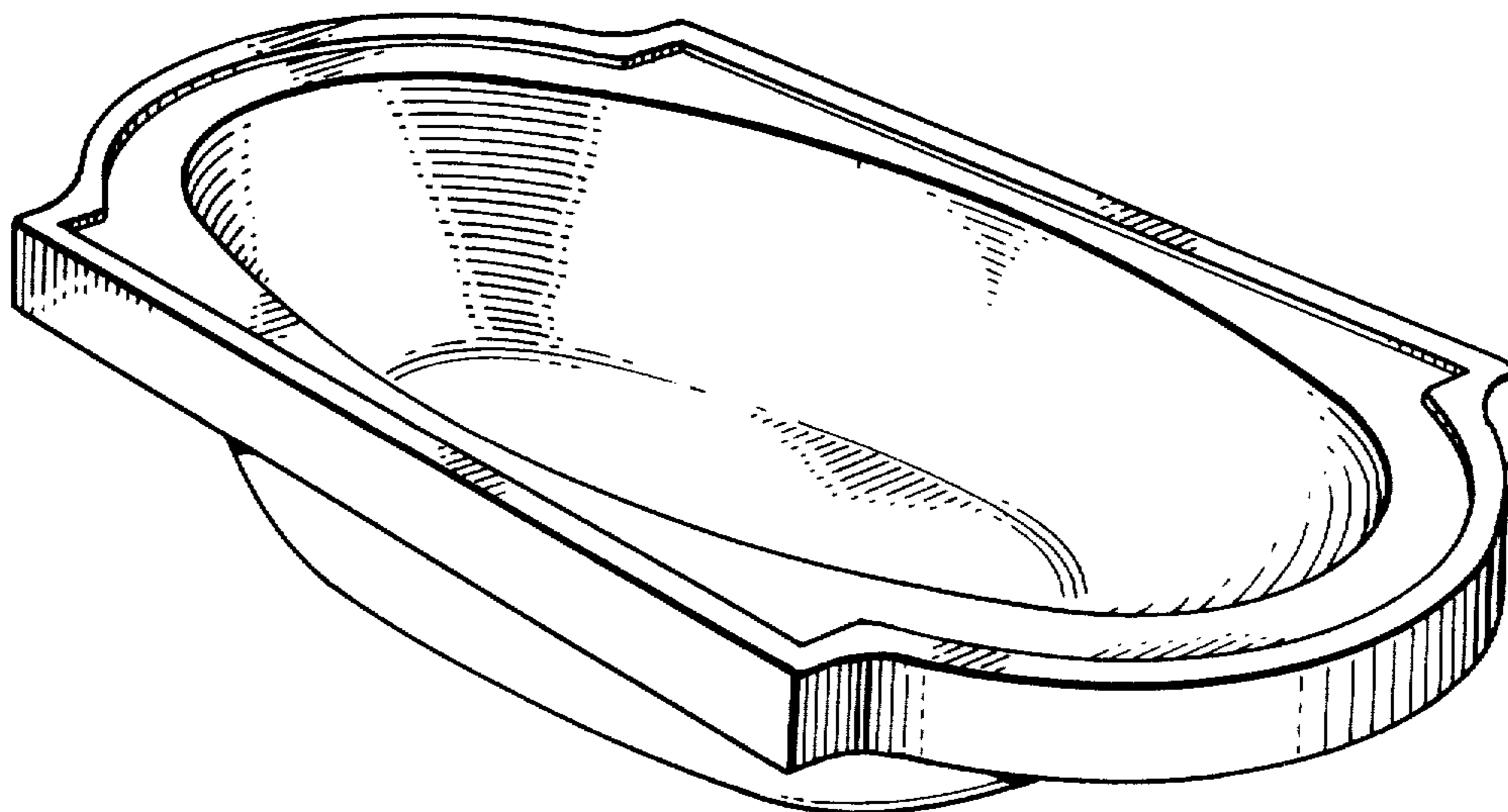
Primary Examiner—James R. Largen
Attorney, Agent, or Firm—James G. O'Neill

[57] **CLAIM**

The ornamental design for a bathtub, as shown.

DESCRIPTION

FIG. 1 is a perspective view of a bathtub showing my new design;
FIG. 2 is a top plan view thereof;
FIG. 3 is a cross sectional view taken on line 3—3 of FIG. 2; and
FIG. 4 is a cross sectional view taken on line 4—4 of FIG. 2.



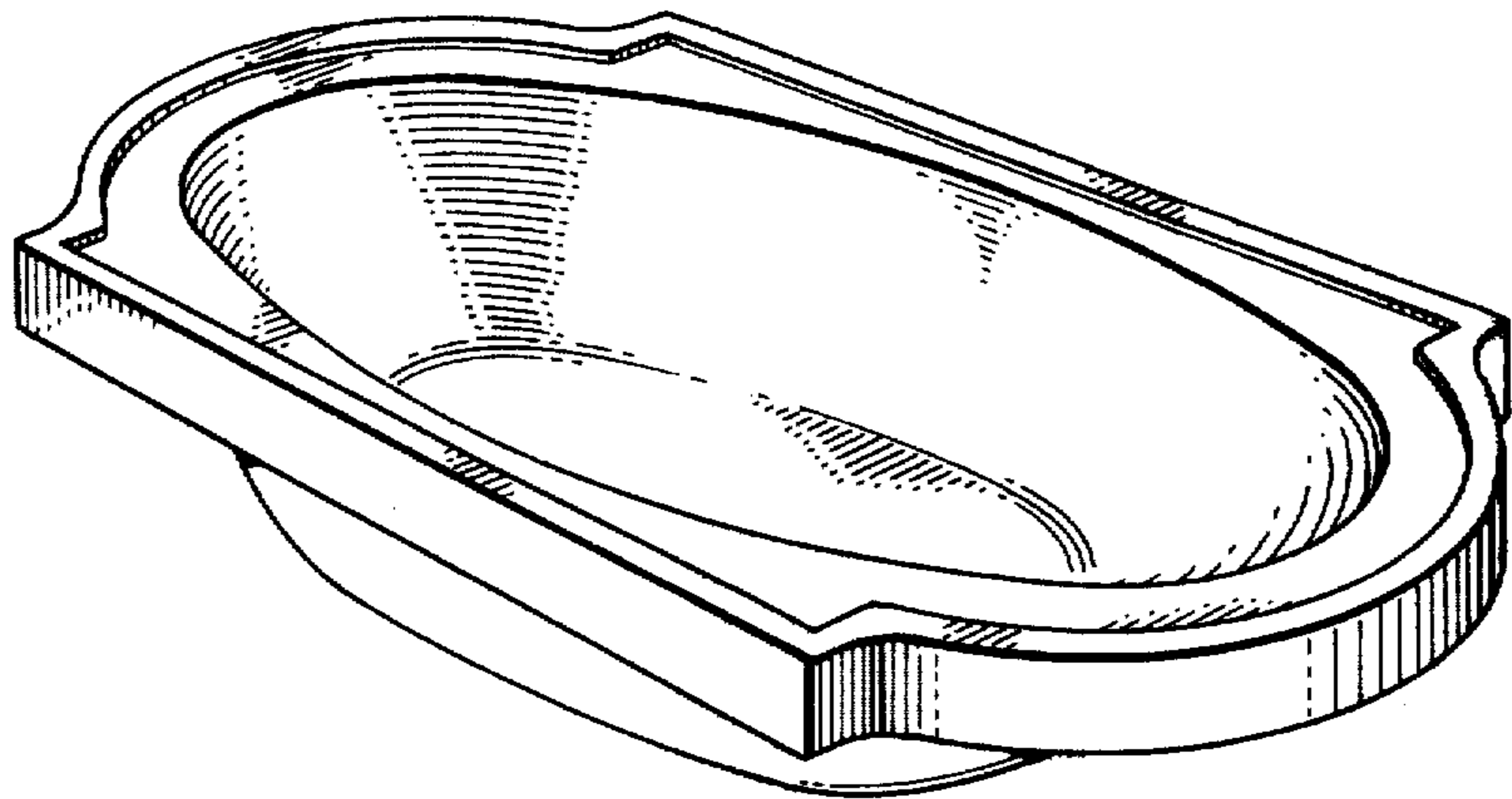


FIG. 1.

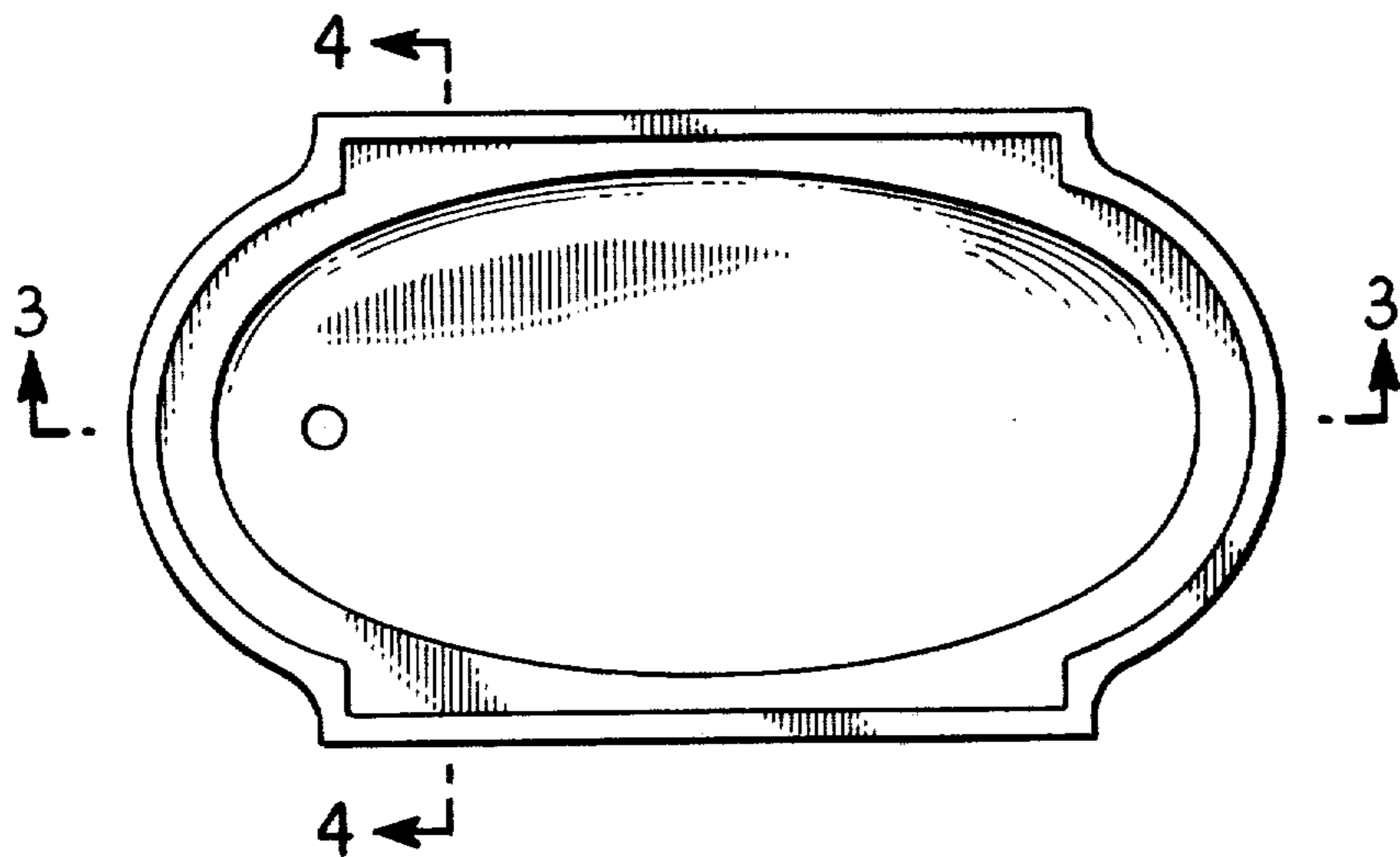


FIG. 2.




FIG. 4.

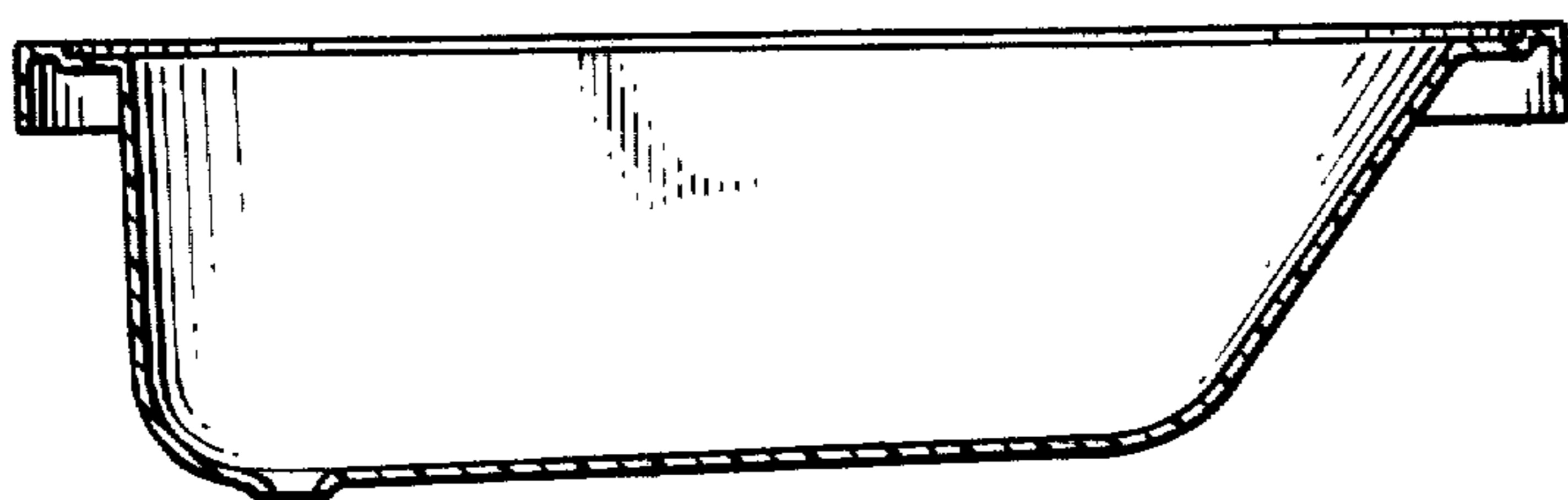


FIG. 3.