

[54] **SINGLE HANDLE FAUCET AND THE LIKE**

[75] **Inventor: John P. Ronvik, Palos Heights, Ill.**

[73] **Assignee: Sears, Roebuck and Co., Chicago, Ill.**

[**] **Term: 14 Years**

[21] **Appl. No.: 157,124**

[22] **Filed: Jun. 6, 1980**

[51] **Int. Cl. D23-01**

[52] **U.S. Cl. D23/28; D8/310**

[58] **Field of Search D23/23-32;
D8/308, 310, 321; 16/121**

[56] **References Cited**

U.S. PATENT DOCUMENTS

D. 207,898	6/1967	Doman	D23/28
D. 207,986	6/1967	Smalley	D23/28
D. 223,155	3/1972	Owings	D23/28
D. 223,913	6/1972	Niemann	D23/29
D. 227,251	6/1973	Botefur et al.	D23/28
D. 238,948	2/1976	Landell	D23/28

D. 241,843	10/1976	Shames et al.	D23/28
403,774	6/1890	Hamilton	.	
600,849	3/1898	Brown	.	
1,803,375	5/1931	Adams	.	
1,848,526	3/1932	Heerwagen	.	
1,958,165	5/1934	LeCompte	.	
1,993,938	3/1935	McDonald	16/121
2,007,476	7/1935	Miller	.	
2,919,947	1/1960	Scott	.	
3,313,057	4/1967	Leddy	.	
3,430,377	3/1969	Ellison	.	
3,487,496	1/1970	Guyton	16/121

Primary Examiner—James R. Largen

Attorney, Agent, or Firm—Arnstein, Gluck & Lehr

[57] **CLAIM**

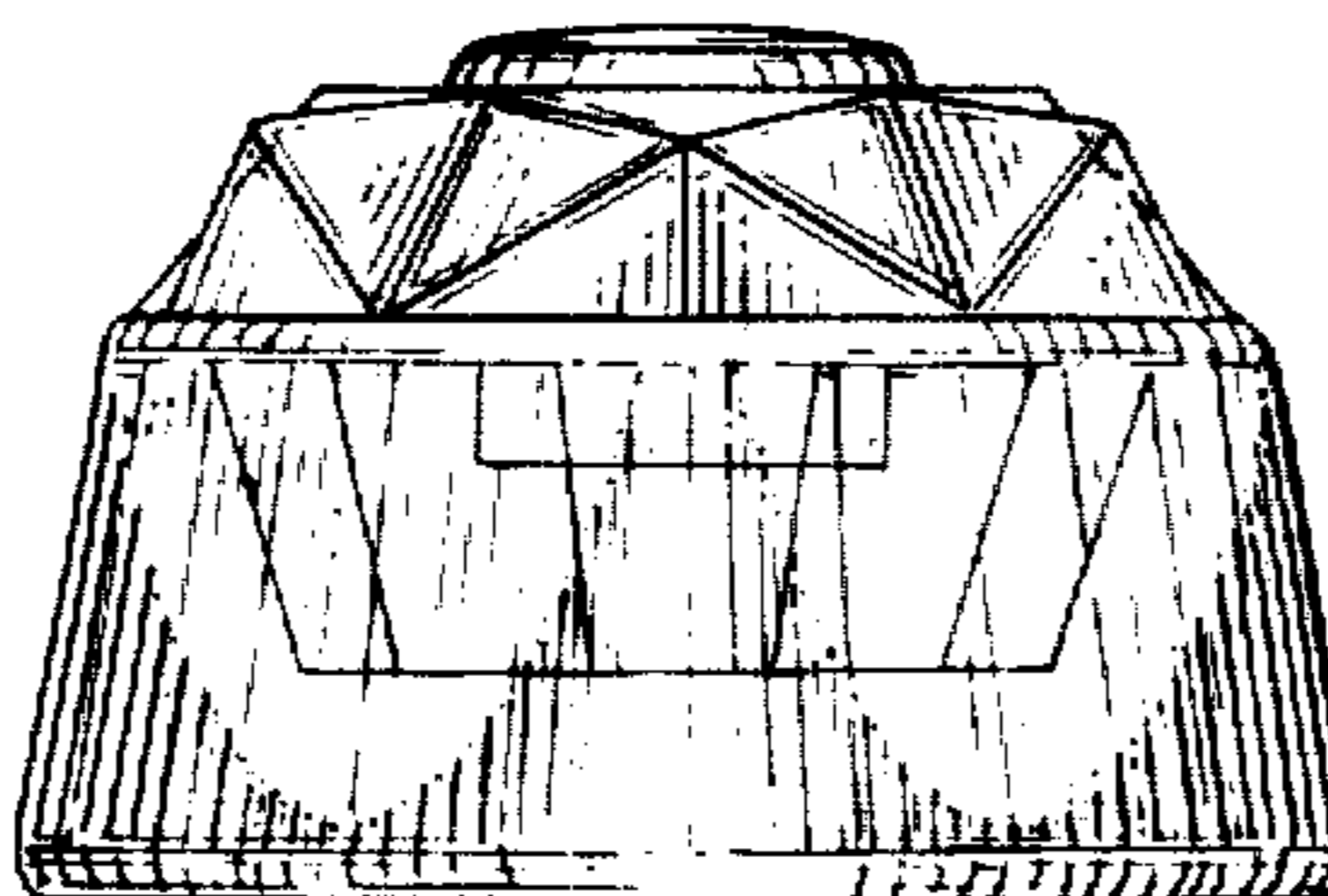

The ornamental design for a single handle faucet and the like, shown and described.

DESCRIPTION

FIG. 1 is a top plan view of a faucet handle and the like showing my new design;

FIG. 2 is a side elevational view thereof; and

FIG. 3 is a bottom plan view thereof.






Fig. 1.

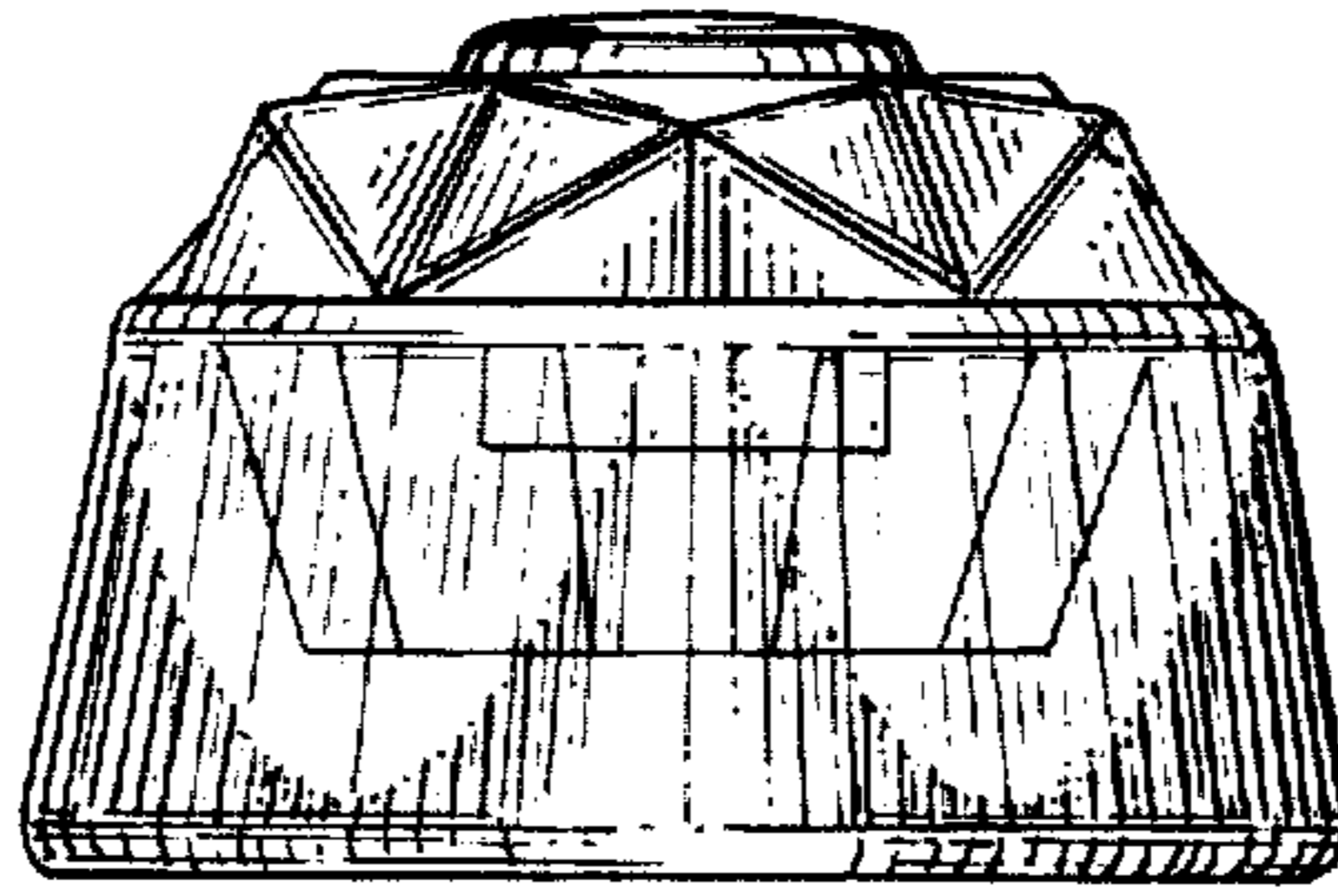


Fig. 2.

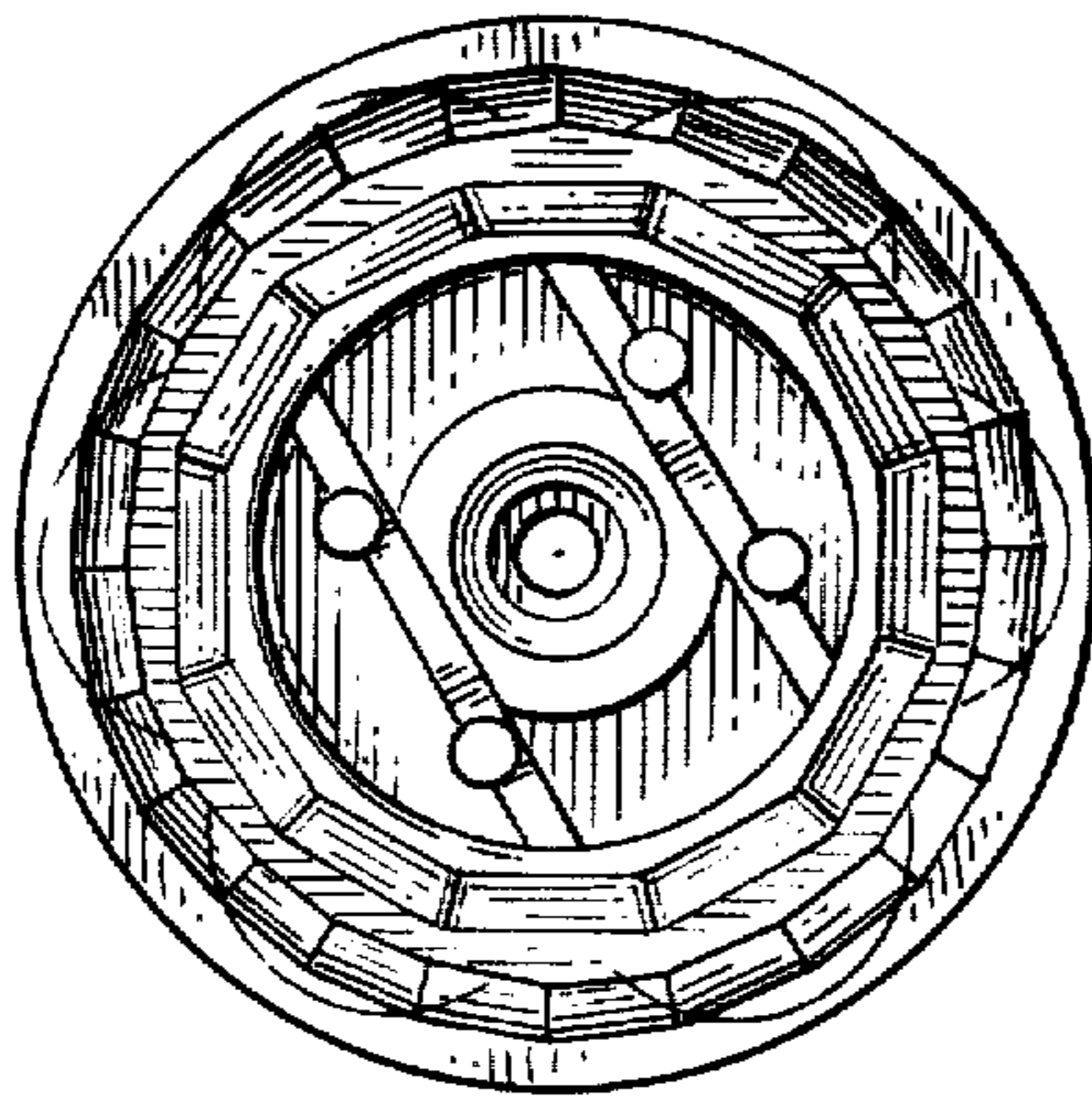


Fig. 3.