

[54] WHEEL FOR MOTORCYCLE

[75] Inventors: Toshiyuki Suzuki, Shimada; Kiyoshi Amaki, Kaga, both of Japan

[73] Assignee: Yamaha Hatsudoki Kabushiki Kaisha, Japan

[\*\*] Term: 14 Years

[21] Appl. No.: 205,696

[22] Filed: Nov. 10, 1980

[30] Foreign Application Priority Data

May 13, 1980 [JP] Japan ..... 55-18667

[51] Int. Cl. .... D12-16

[52] U.S. Cl. .... D12/205

[58] Field of Search ..... D12/205; 301/95, 9 DP, 301/64 R, 64 SD, 65, 66, 67, 73, 74, 79

[56] References Cited

U.S. PATENT DOCUMENTS

D. 248,095 6/1978 Shuzuki et al. .... D12/205  
D. 248,640 7/1978 Hsieh ..... D12/207

D. 253,050 10/1979 Lohmeyer ..... D12/205  
1,041,097 10/1912 Kennedy ..... D12/205

OTHER PUBLICATIONS

Cycle World, 2/80, p. 24, Motorcycle Wheel, top center of page.

Primary Examiner—James M. Gandy  
Attorney, Agent, or Firm—Ostrolenk, Faber, Gerb & Soffen

[57] CLAIM

The ornamental design for a wheel for motorcycle, as shown.

DESCRIPTION

FIG. 1 is a perspective view of a wheel for motorcycle showing my new design;  
FIG. 2 is a front elevational view thereof;  
FIG. 3 is a rear elevational view thereof;  
FIG. 4 is a top plan view thereof;  
FIG. 5 is a bottom plan view thereof;  
FIG. 6 is a left side elevational view thereof; and  
FIG. 7 is a right side elevational view thereof.




FIG. 1

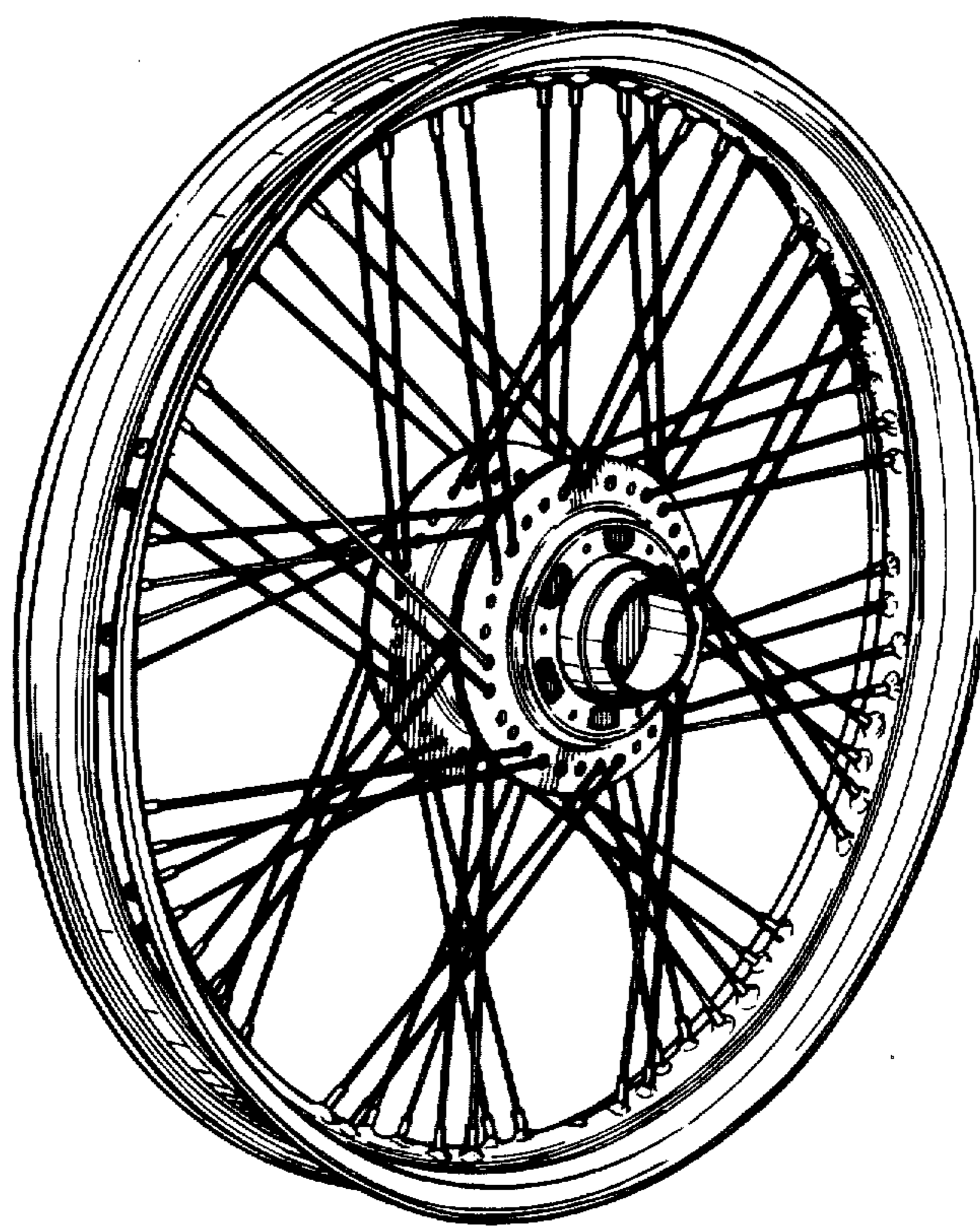


FIG.2




FIG. 3




FIG.4




FIG.5

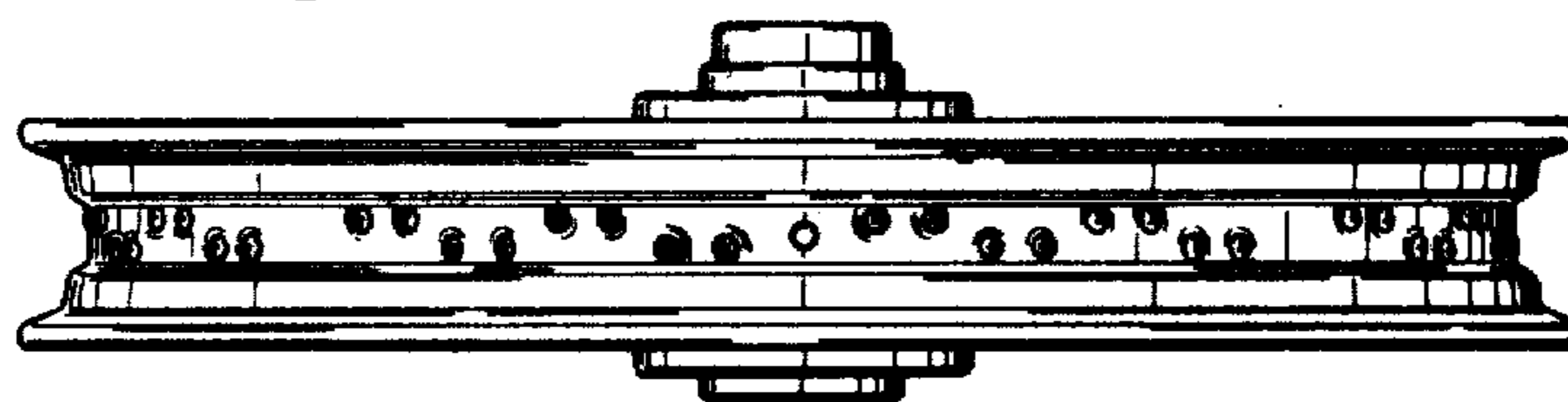


FIG.6

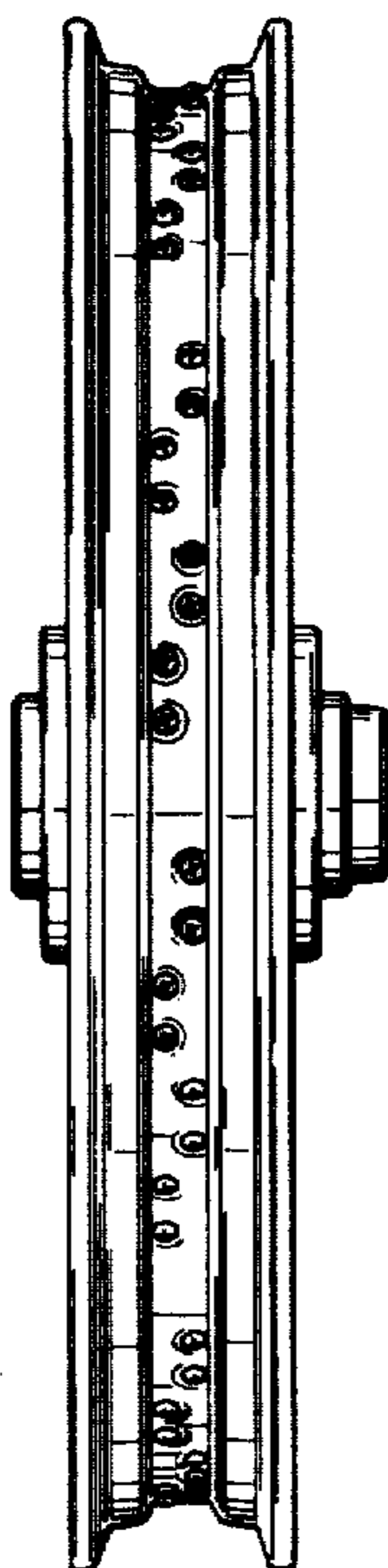


FIG.7

