

[54] PROBE COVER

[76] Inventor: **Ilhan M. Bilgutay**, 837 Harbor Island, Clearwater, Fla. 33515

[**] Term: **14 Years**

[21] Appl. No.: **176,415**

[22] Filed: **Aug. 8, 1980**

[51] Int. Cl. **D10-04**

[52] U.S. Cl. **D10/60; D9/444; D10/57; D10/103; D24/17; D24/99**

[58] Field of Search **D3/30.5; D10/57, 58, D10/60, 103; D9/444; 206/305, 306, 363-365, 369; 73/362 AR; D24/17, 99**

[56] **References Cited**

U.S. PATENT DOCUMENTS

- D. 251,548 4/1979 Perry D10/57
- D. 252,103 6/1979 Rawson et al. D10/57

- D. 252,104 6/1979 Nagy et al. D24/17
- D. 254,725 4/1980 Rawson et al. D10/103
- D. 260,619 9/1981 Koslar D10/133
- 4,197,944 4/1980 Catlin 206/306

Primary Examiner—George P. Word
Attorney, Agent, or Firm—Schroeder, Siegfried, Vidas, Steffey & Arrett

[57] **CLAIM**

The ornamental design for a probe cover, as shown and described.

DESCRIPTION

FIG. 1 is a perspective view of a probe cover showing my new design;

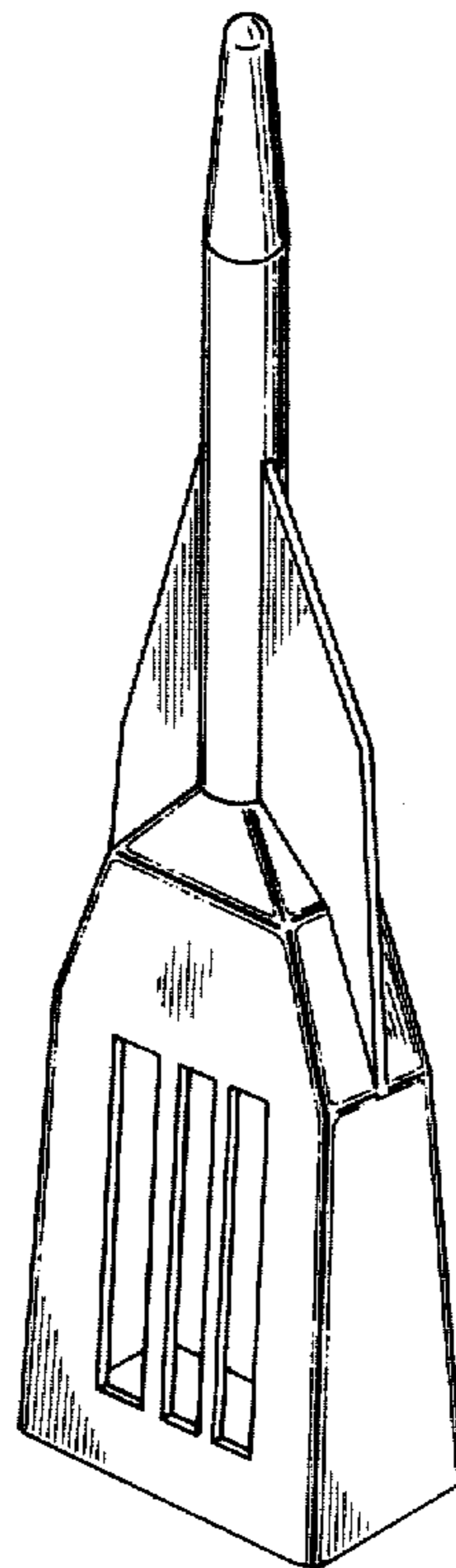
FIG. 2 is a front elevational view thereof;

FIG. 3 is a side elevational view thereof;

FIG. 4 is a top plan view thereof;

FIG. 5 is a bottom plan view thereof.

The sides opposite those shown in FIGS. 2 and 3 are essentially mirror images thereof.



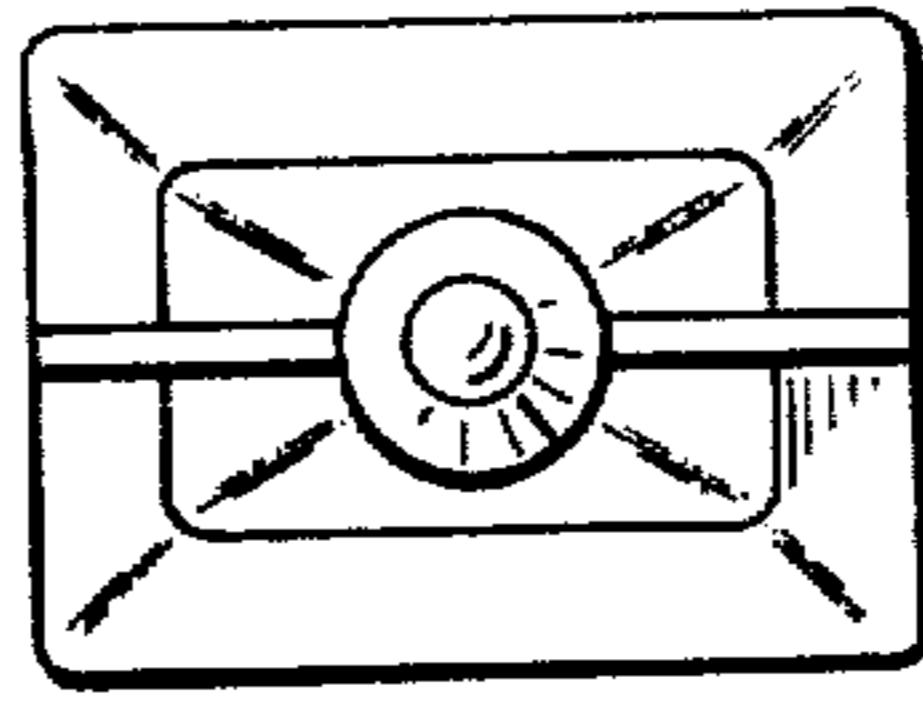


Fig 4

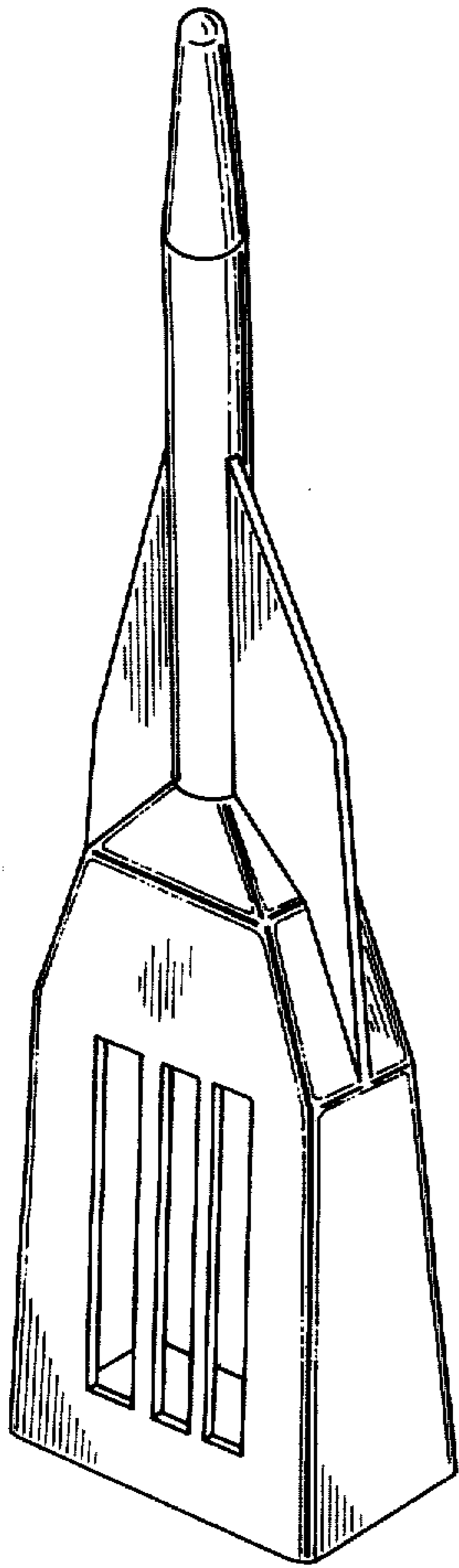


Fig 1

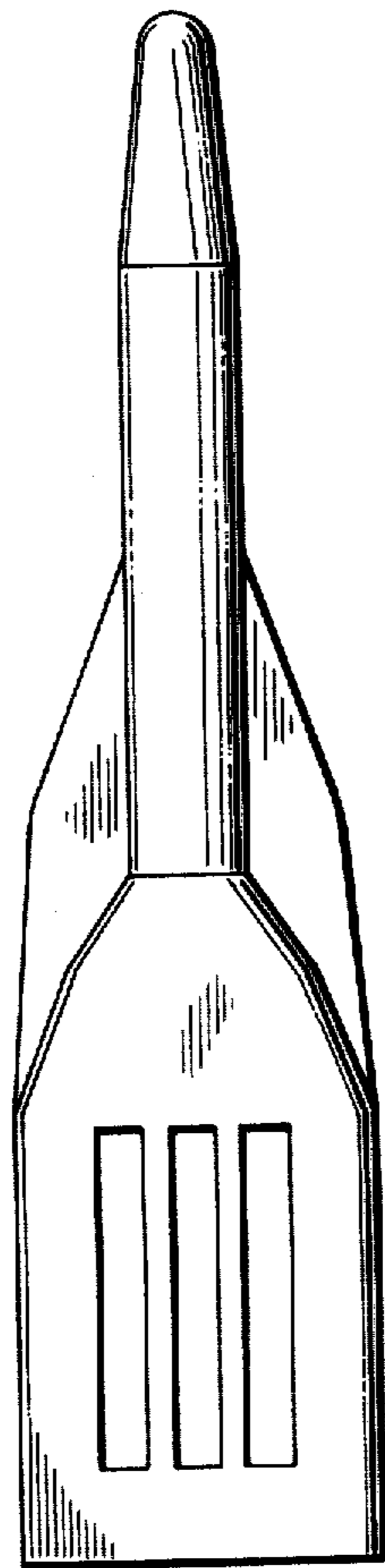


Fig 2

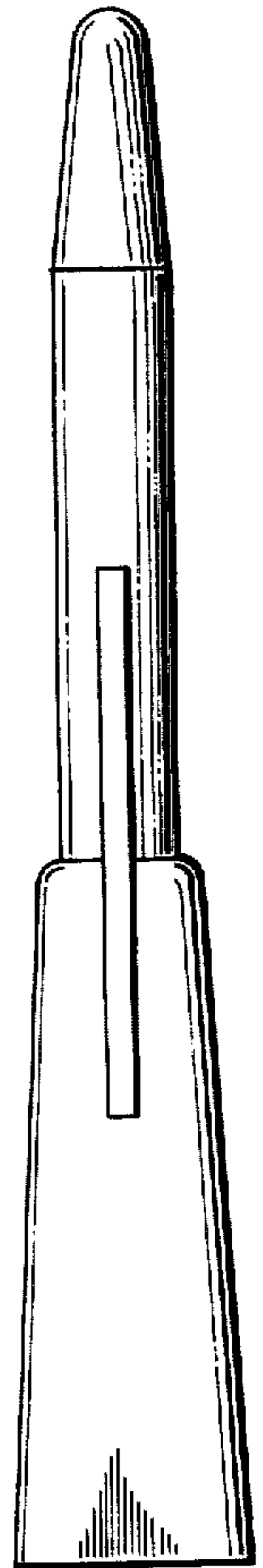


Fig 3

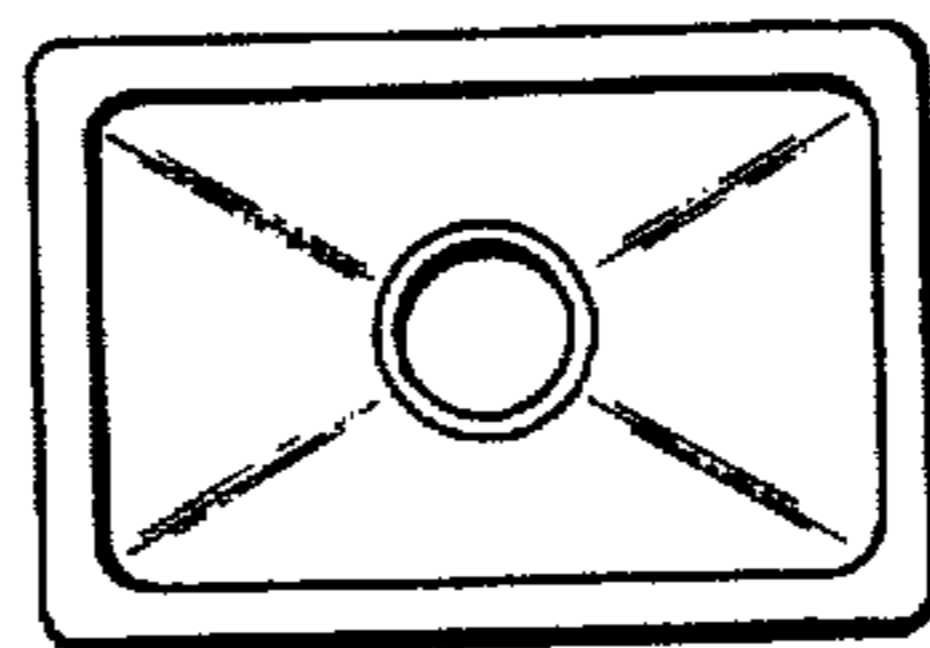


Fig 5