

[54] FOOD SUPPORT

[76] Inventors: Julie M. Gessing; Dennis Gessing, both of 1226 S. Bedford #6, Los Angeles, Calif. 90035; John F. Matherly, 931 Pavillion Dr., Creve Coeur, Mo. 63141; Ferman Ansel, 434 Weld County Rd. 16 1/2, Longmont, Colo. 80501

[**] Term: 14 Years

[21] Appl. No.: 145,579

[22] Filed: Apr. 28, 1980

[51] Int. Cl. D7-99

[52] U.S. Cl. D7/76; D7/72; D19/90; D7/411

[58] Field of Search 211/13; D6/140, 184, D6/185; D19/90, 91, 86; D7/37, 38, 105, 99, 43, 41, 72, 130; D1/99

[56]

References Cited

U.S. PATENT DOCUMENTS

D. 141,461	6/1945	Wyszynski	D7/105
D. 170,912	11/1953	Collins et al.	D7/43
D. 200,699	3/1965	Pappas	D7/186 X
2,180,540	11/1939	Moebus et al.	D7/99 X
2,207,286	7/1940	Cohen	D7/47 X
3,331,626	7/1967	Kaufman	D7/99 X
4,270,660	6/1981	Putt	211/13

Primary Examiner—Winifred E. Herrmann
Attorney, Agent, or Firm—James E. Pittenger



[57]

CLAIM

The ornamental design for a food support, as shown.

DESCRIPTION

FIG. 1 is a top perspective view of a food support showing our new design;
FIG. 2 is a top plan view thereof;
FIG. 3 is a side elevational view thereof;
FIG. 4 is an end elevational view thereof; and
FIG. 5 is a bottom plan view thereof.






Fig-1

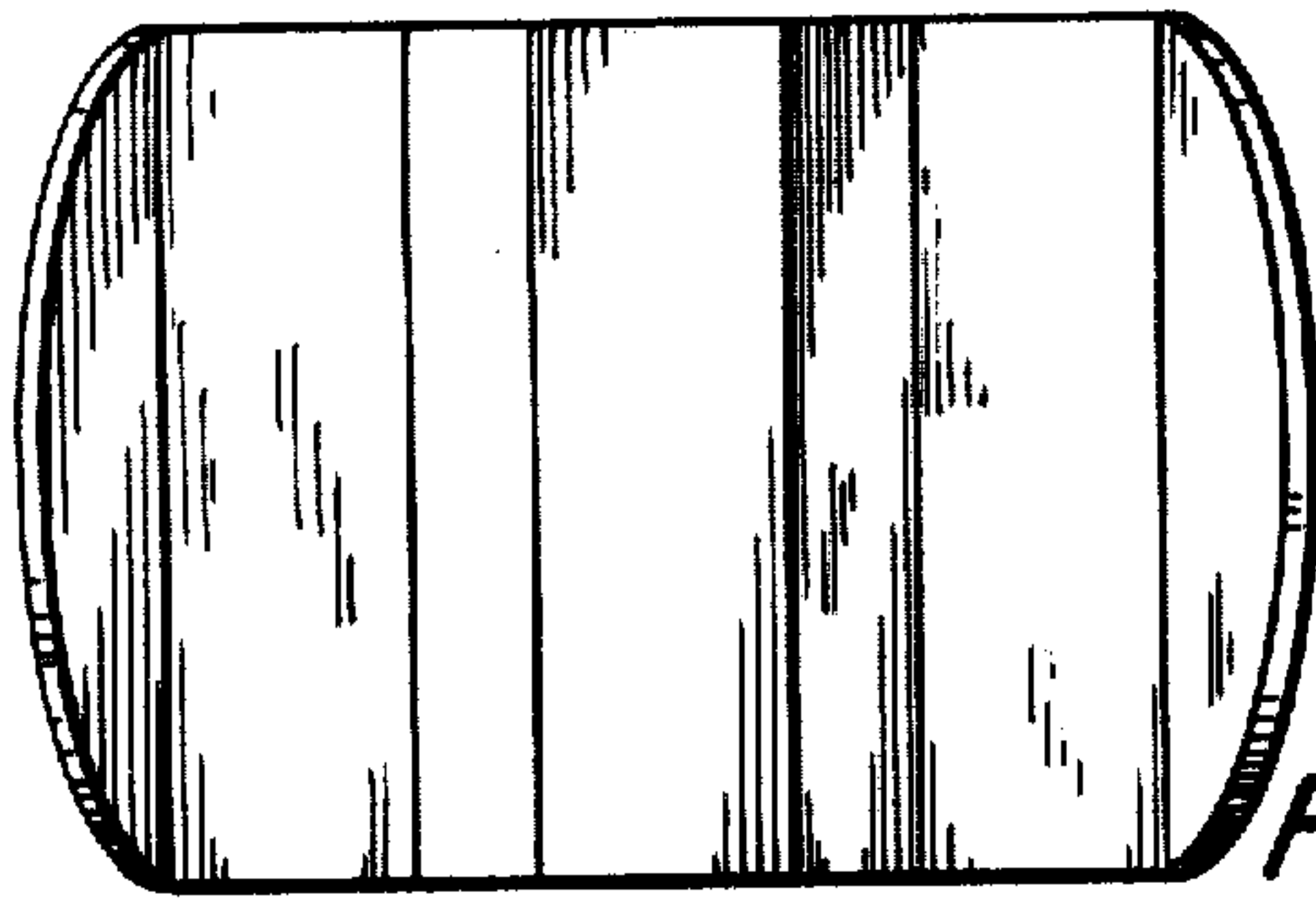


Fig-2

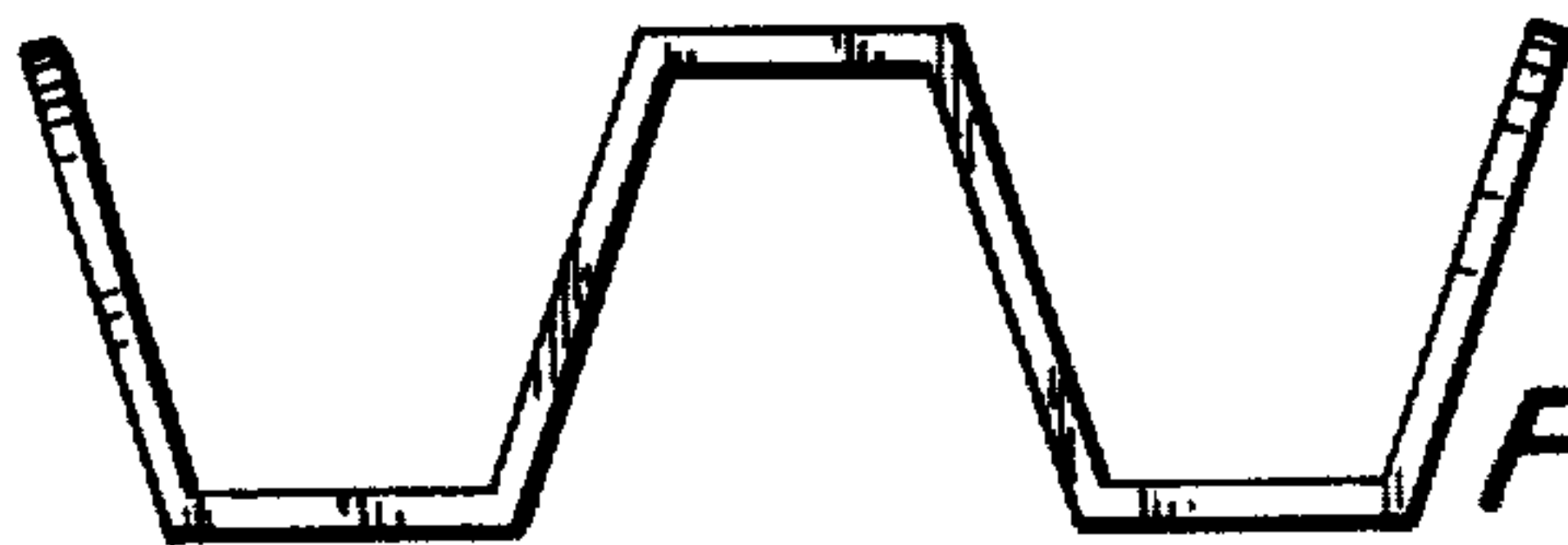


Fig-3

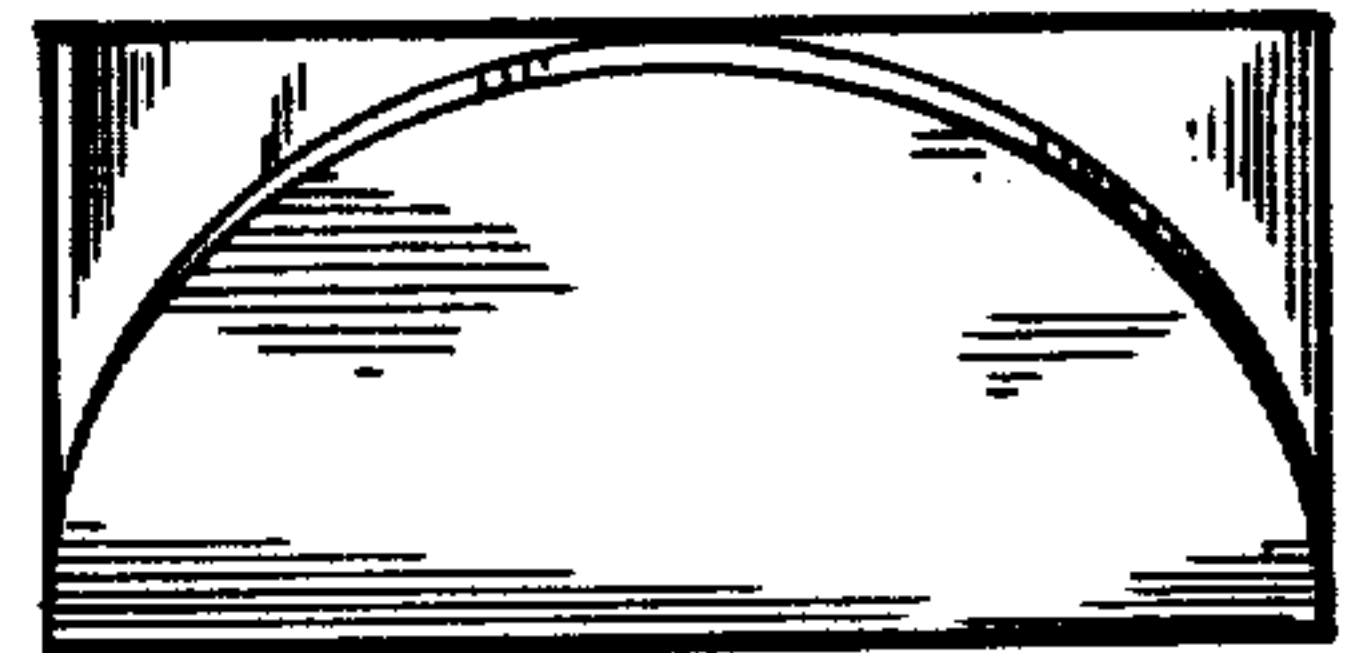


Fig-4

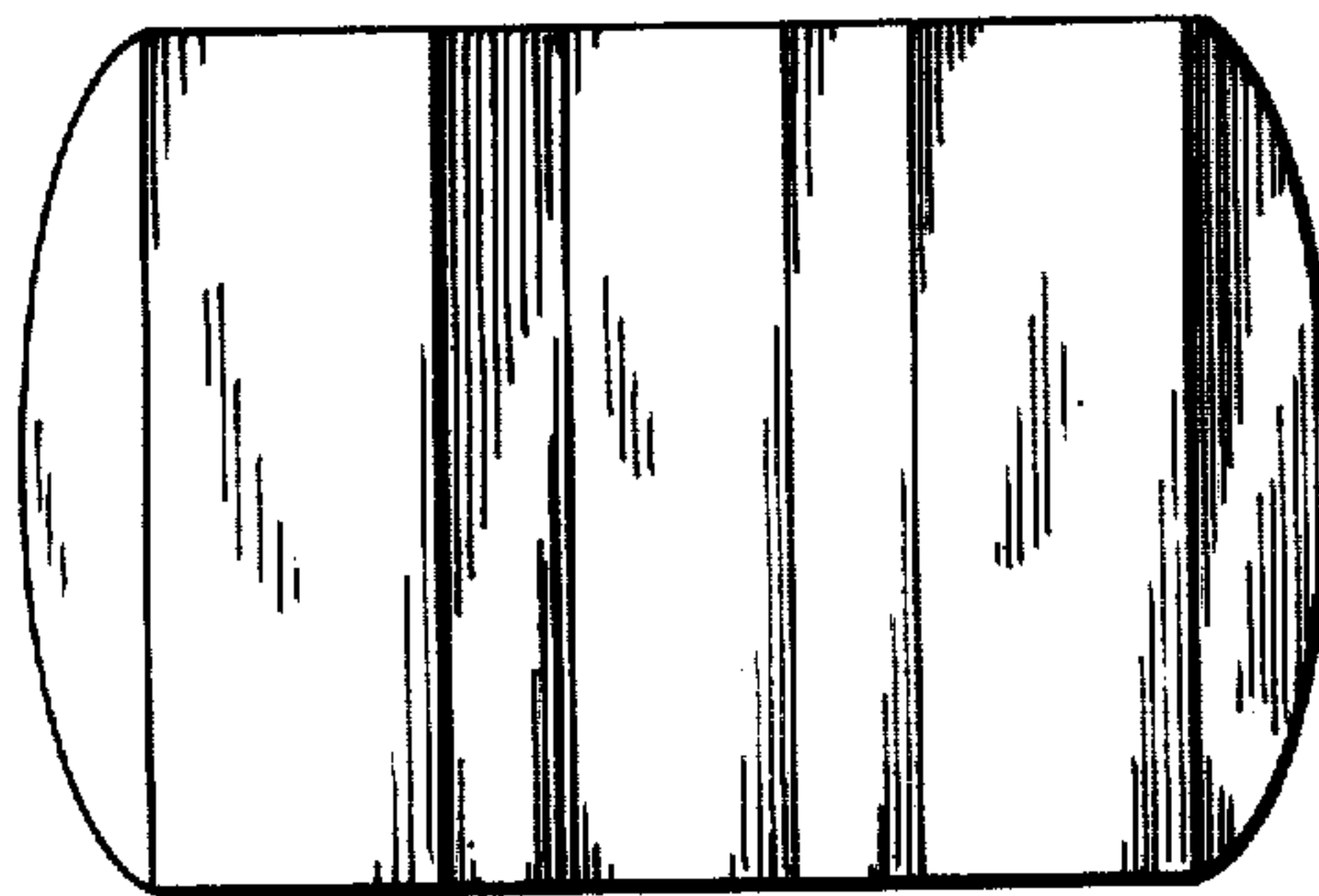


Fig-5