

[54] BUCKLE

[75] Inventor: Isadore Goldman, Bronx, N.Y.

[73] Assignee: C & C Metal Products Corp., Englewood, N.J.

[\*\*] Term: 14 Years

[21] Appl. No.: 146,406

[22] Filed: May 5, 1980

[51] Int. Cl. .... D2-07

[52] U.S. Cl. .... D2/405

[58] Field of Search ..... D2/401, 405, 408, 409, D2/380, 452, 381; 24/170, 191, 192, 193, 176, 198, 200

[56] References Cited

U.S. PATENT DOCUMENTS

906,391	12/1908	Dickson et al. ....	24/170
2,710,649	6/1955	Griswold et al. ....	D2/380 X
3,165,805	1/1965	Lower .....	D2/408 X
3,676,901	7/1972	Monti .....	24/170

FOREIGN PATENT DOCUMENTS

1333646 6/1963 France ..... 24/191

Primary Examiner—Joel Stearman  
Assistant Examiner—Carmen H. Vales  
Attorney, Agent, or Firm—Shenier & O'Connor

[57] CLAIM

The ornamental design for a buckle, substantially as shown and described.

DESCRIPTION

FIG. 1 is a top plan view of a buckle showing my new design;  
FIG. 2 is a bottom plan view thereof;  
FIG. 3 is a left-side elevational view, the opposite side being a mirror image thereof;  
FIG. 4 is a top plan view thereof in closed position;  
FIG. 5 is a bottom plan view of FIG. 4;  
FIG. 6 is the left side elevational view of FIG. 4, the opposite side being the mirror image thereof;  
FIG. 7 is a rear elevational view of FIG. 4;  
FIG. 8 is a front elevational view of FIG. 4; and  
FIG. 9 is a cross-sectional view taken along 9—9 of FIG. 4.

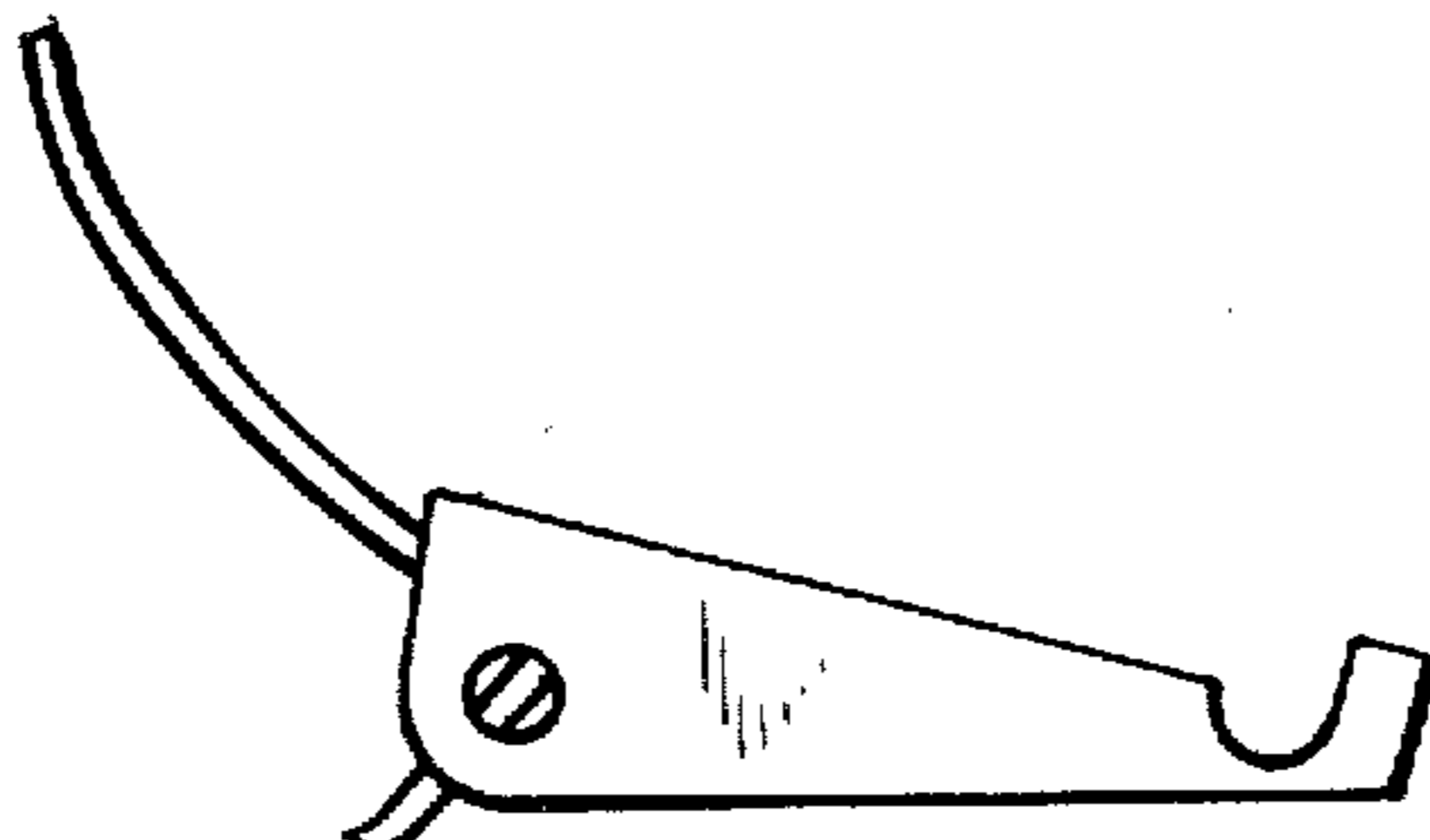



Fig 1

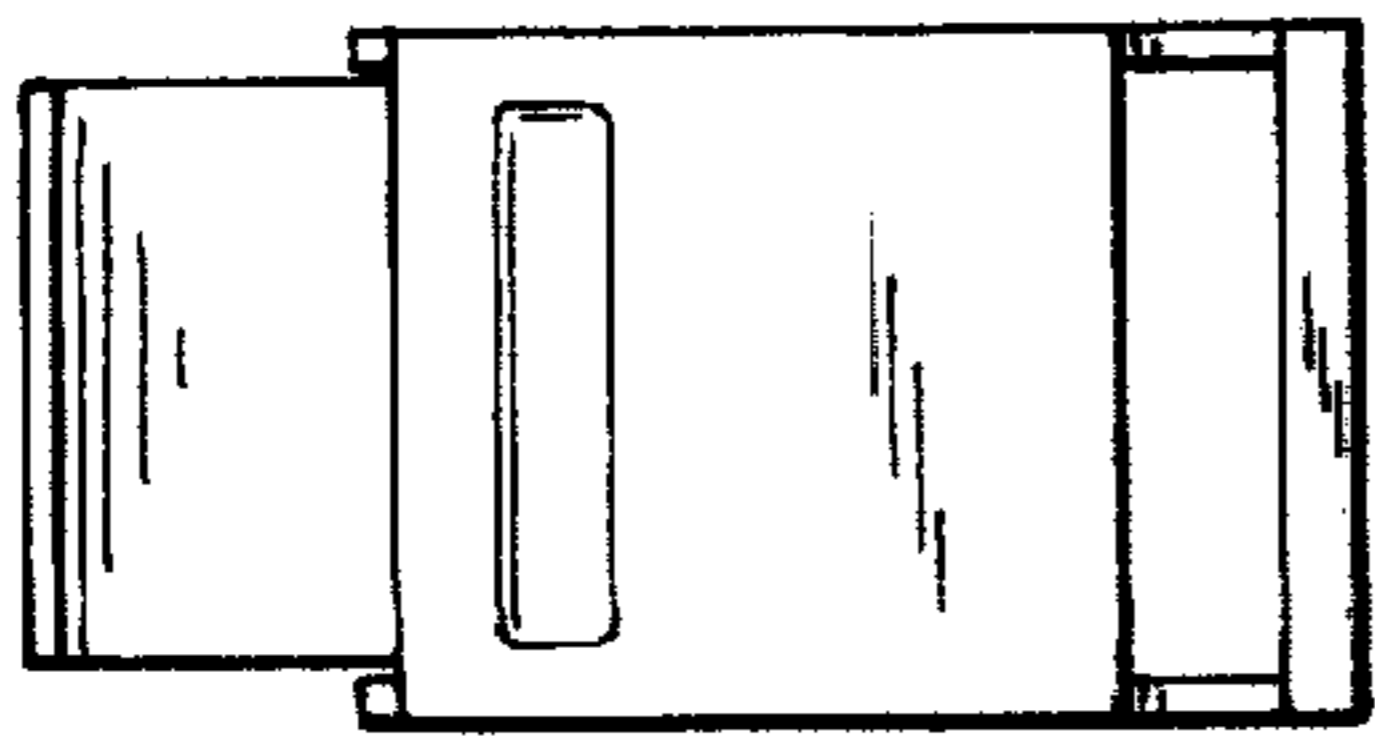


Fig 4

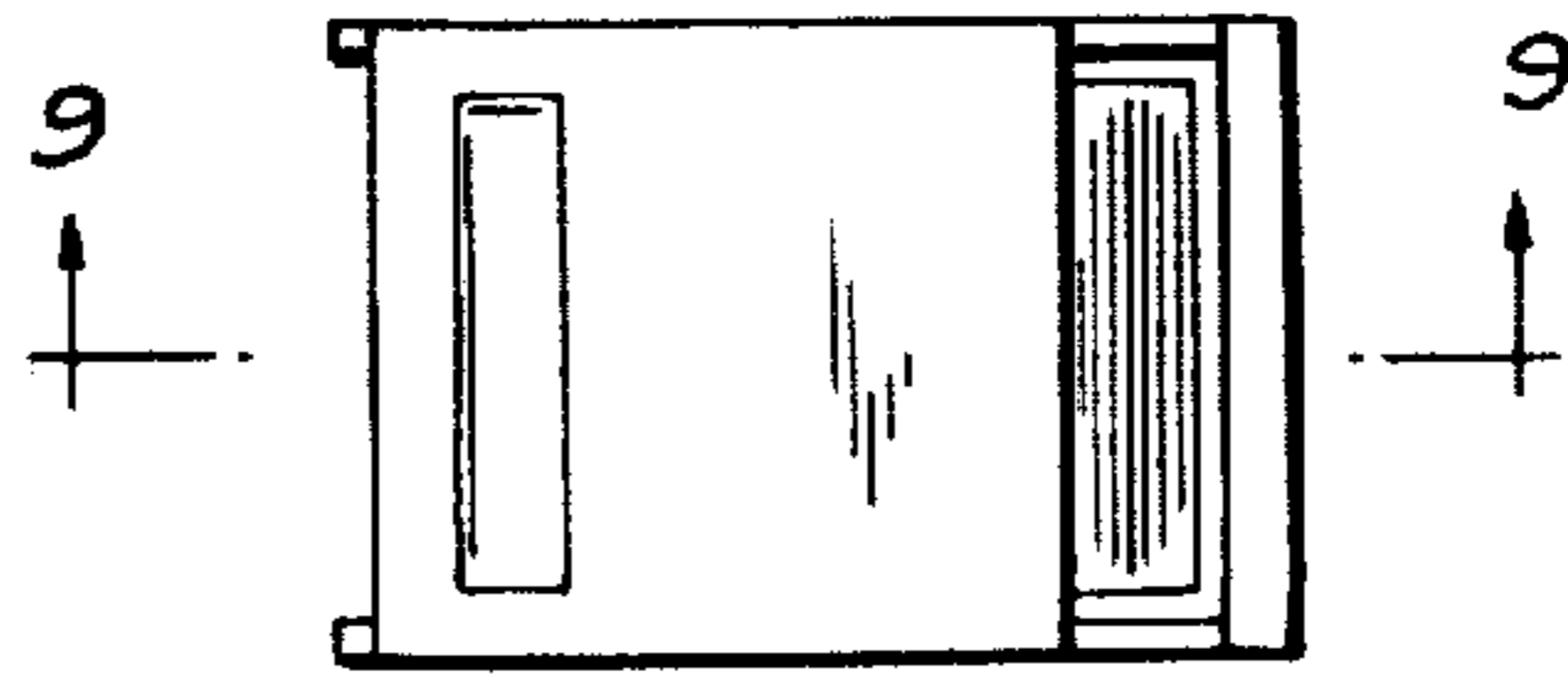


Fig 2




Fig 5




Fig 6




Fig 3

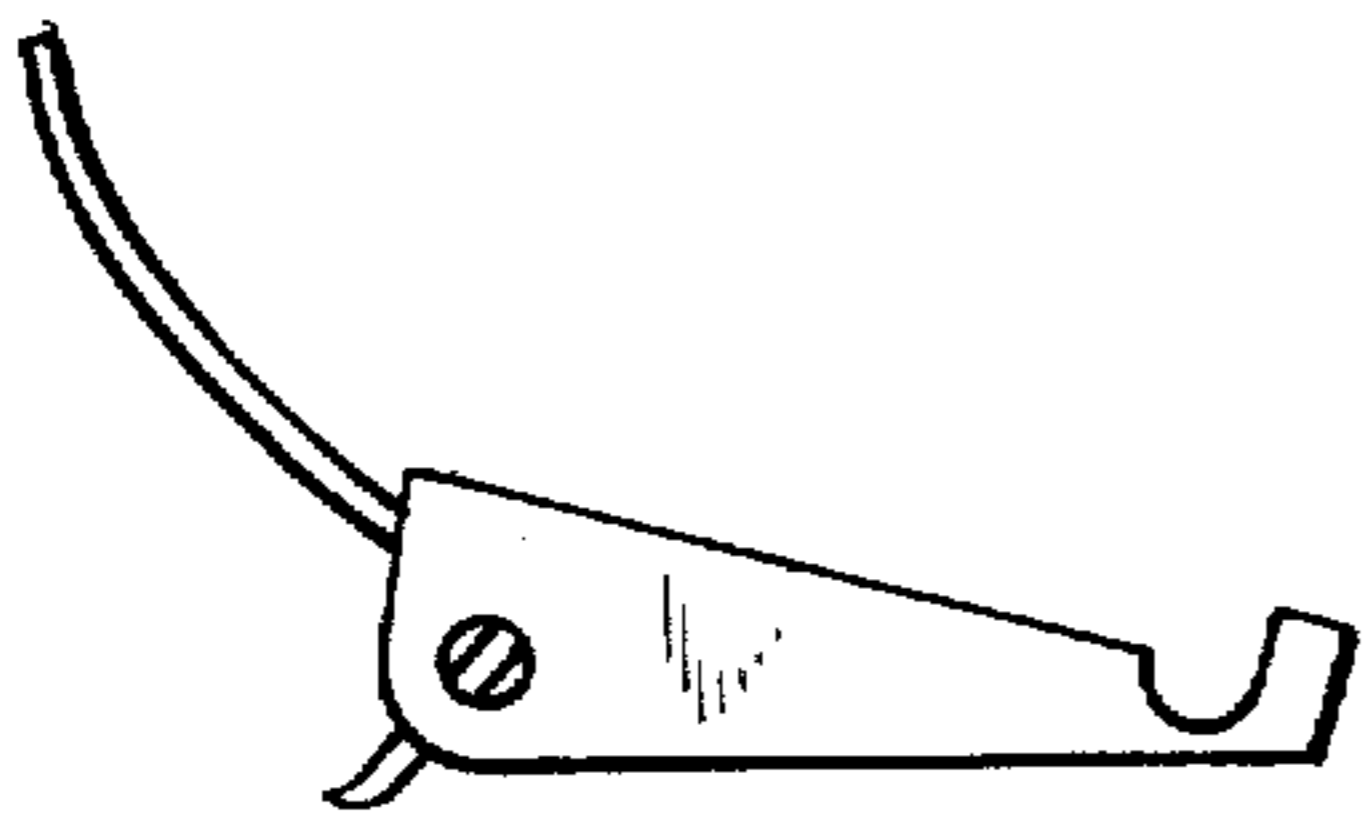


Fig 7




Fig 8




Fig 9

