

[54] **PAINT ROLLER**

[75] **Inventor: Kiyoshi Hori, Osaka, Japan**
[73] **Assignee: Nippon Paint Co., Ltd., Osaka, Japan**
[**] **Term: 14 Years**
[21] **Appl. No.: 275,227**
[22] **Filed: Jun. 19, 1981**

[30] **Foreign Application Priority Data**
Dec. 19, 1980 [JP] Japan 55-53454

[51] **Int. Cl. D4—04; D8—05**
[52] **U.S. Cl. D4/38.1**
[58] **Field of Search D4/38.1; 15/230.11;**
D59/1, 2, 10; D92/1 R, 1 A, 1 B, 1 E, 1 G, 1 P,
1 W, 1 Y, 1 QQ, 25, 26, 29-33

[56] **References Cited**
U.S. PATENT DOCUMENTS
D. 241,274 8/1976 Hori D4/38.1
D. 241,374 9/1976 Hori D4/38.1
D. 241,375 9/1976 Hori D4/38.1
2,765,486 10/1956 Anderson 15/230.11
2,836,840 6/1958 Pratt 15/230.11

Primary Examiner—Catherine E. Kemper
Attorney, Agent, or Firm—Wenderoth, Lind & Ponack

[57] **CLAIM**

The ornamental design for a paint roller, substantially as shown.

DESCRIPTION

FIG. 1 is a front elevational view of a paint roller showing my new design.
FIG. 2 is a rear elevational view thereof.
FIG. 3 is a left end elevational view thereof.
FIG. 4 is a right end elevational view thereof.
FIG. 5 is a top plan view thereof.
FIG. 6 is a bottom plan view thereof.
FIG. 7 is a perspective view thereof.




FIG. 1




FIG. 2



FIG. 3



FIG. 4



FIG. 5




FIG. 6




FIG. 7

