

[54] MAGNETIC MEMO HOLDER

[75] Inventors: Ruediger Einhorn, Katonah; Lee R. Chasen, Port Chester, both of N.Y.

[73] Assignee: Coats & Clark, Inc., New Rochelle, N.Y.

[\*\*] Term: 14 Years

[21] Appl. No.: 206,045

[22] Filed: Nov. 12, 1980

[51] Int. Cl. .... D19-99

[52] U.S. Cl. .... D19/91; D6/114;  
D8/373; D11/133; D19/97

[58] Field of Search ..... D19/42, 65, 75, 77,  
D19/86, 87, 90, 94, 97, 91; D20/18, 29-33, 40,  
43; D11/133, 136, 104; D8/373; D13/99;  
D18/24, 28; 40/600; 211/DIG. 1; 248/206 A;  
D6/114

[56]

References Cited

U.S. PATENT DOCUMENTS

D. 50,606 4/1917 Bromiley ..... D20/29  
D. 71,127 9/1926 Blum ..... D19/91  
D. 253,150 10/1979 Heckler ..... D6/114

OTHER PUBLICATIONS

Miles Kimball Cat. 1973, p. 39, top right.

Primary Examiner—George P. Word



[57]

CLAIM

The ornamental design for a magnetic memo holder, substantially as shown and described.

DESCRIPTION

FIG. 1 is a perspective view of a magnetic memo holder showing our new design;  
FIG. 2 is a front elevational view thereof;  
FIG. 3 is a rear elevational view thereof;  
FIG. 4 is a left side elevational view thereof;  
FIG. 5 is a right side elevational view thereof;  
FIG. 6 is a top plan view thereof; and  
FIG. 7 is a bottom plan view thereof.



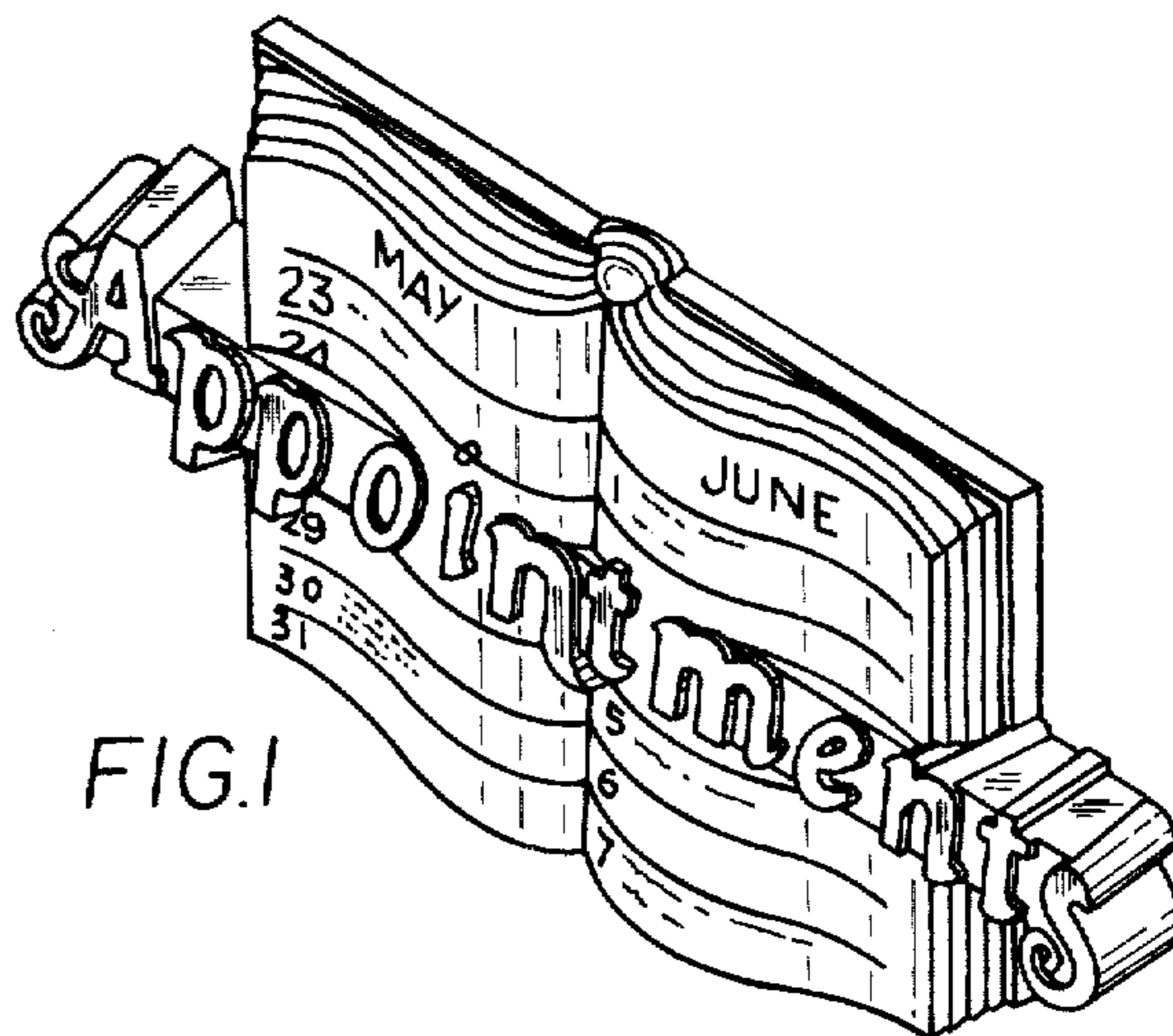


FIG. 1




FIG. 6

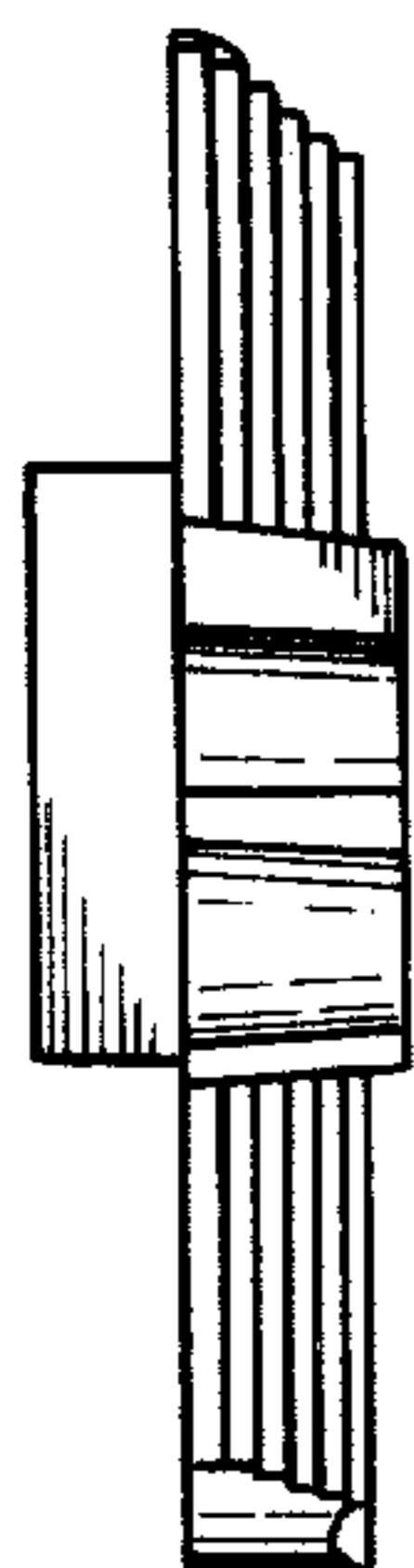


FIG. 4




FIG. 2

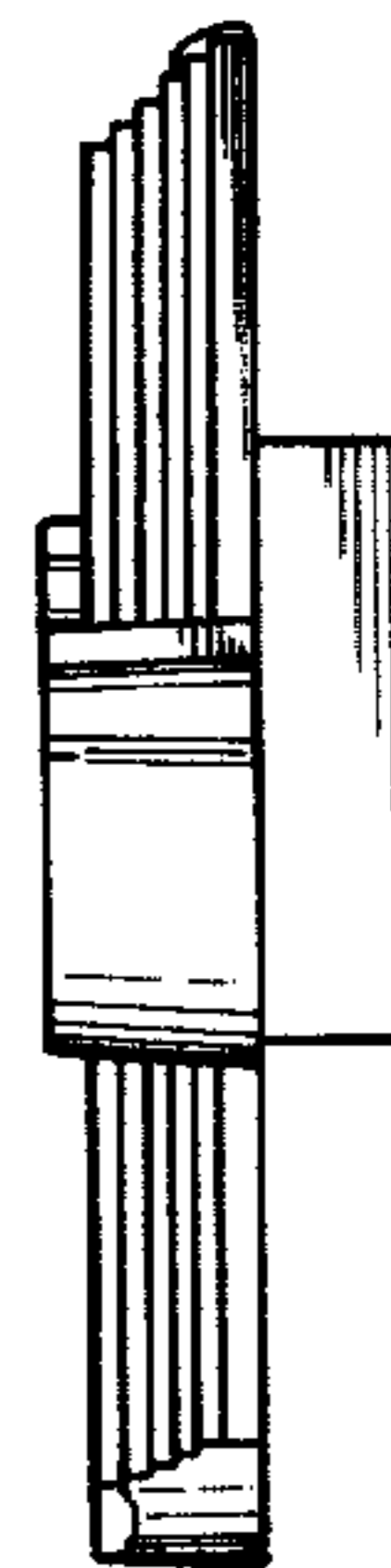


FIG. 5

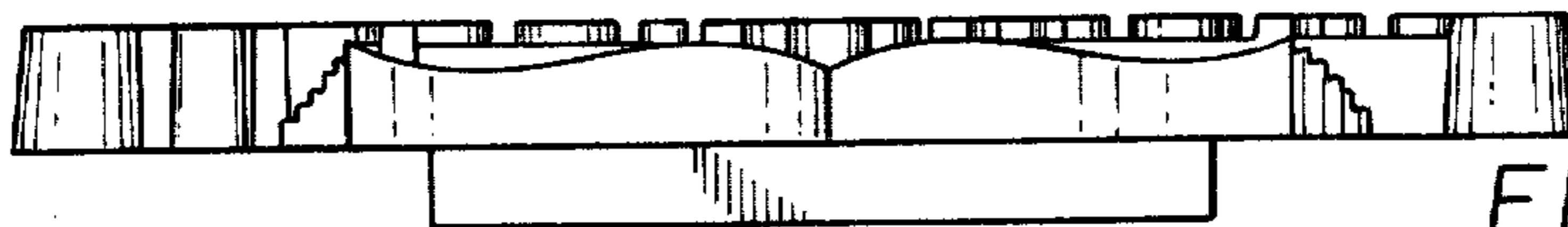


FIG. 7

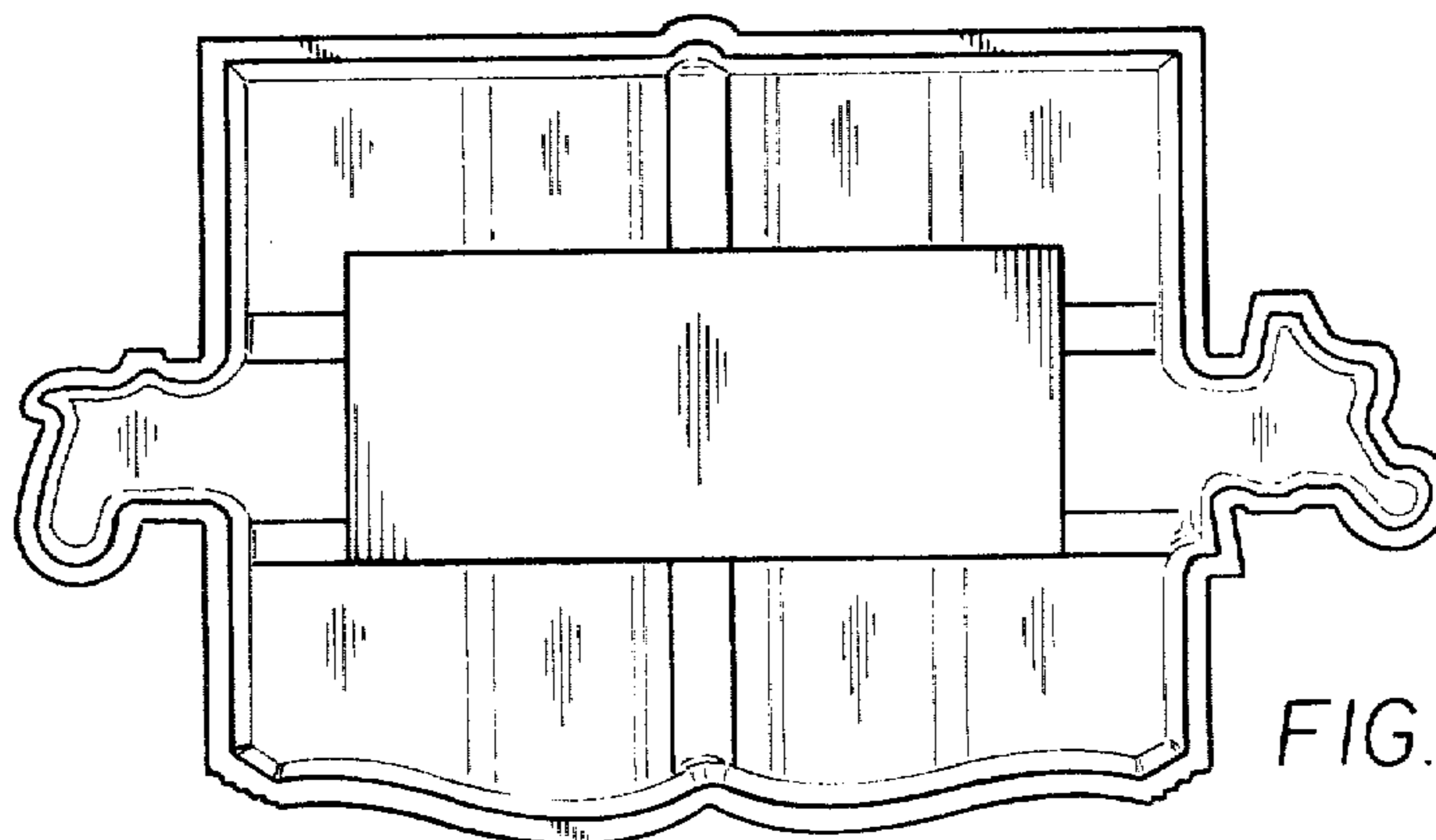


FIG. 3