

[54] **MAGNETIC MEMO HOLDER**

[75] **Inventors:** Ruediger Einhorn, Katonah; Lee R. Chasen, Port Chester, both of N.Y.

[73] **Assignee:** Coats & Clark, Inc., Stamford, Conn.

[**] **Term:** 14 Years

[21] **Appl. No.:** 205,956

[22] **Filed:** Nov. 12, 1980

[51] **Int. Cl.** D19-99
[52] **U.S. Cl.** D19/91; D6/114;
D8/373; D11/133; D19/97
[58] **Field of Search** D19/42, 65, 75, 77,
D19/86, 87, 90, 94, 97, 91; D20/18, 29-33, 40,
43; D11/104, 133, 136; D8/373; D13/99;
D18/24, 28; 40/600; 211/DIG. 1; 248/206 A;
D6/114

[56]

References Cited

U.S. PATENT DOCUMENTS

D. 19,456 12/1889 Brossy et al. D19/42
D. 41,309 4/1911 Shearer D20/29
D. 50,606 4/1917 Bromiley D20/29
D. 253,150 10/1979 Heckler D6/114

OTHER PUBLICATIONS

Miles Kimball Cat. 1973, p. 39, top right.

Primary Examiner—George P. Word
Attorney, Agent, or Firm—Burgess, Ryan and Wayne


[57]

CLAIM

The ornamental design for a magnetic memo holder, substantially as shown and described.

DESCRIPTION

FIG. 1 is a perspective view of a magnetic memo holder showing our new design;
FIG. 2 is a front elevational view thereof;
FIG. 3 is a rear elevational view thereof;
FIG. 4 is a left side elevational view thereof;
FIG. 5 is a right side elevational view thereof;
FIG. 6 is a top plan view thereof; and
FIG. 7 is a bottom plan view thereof.




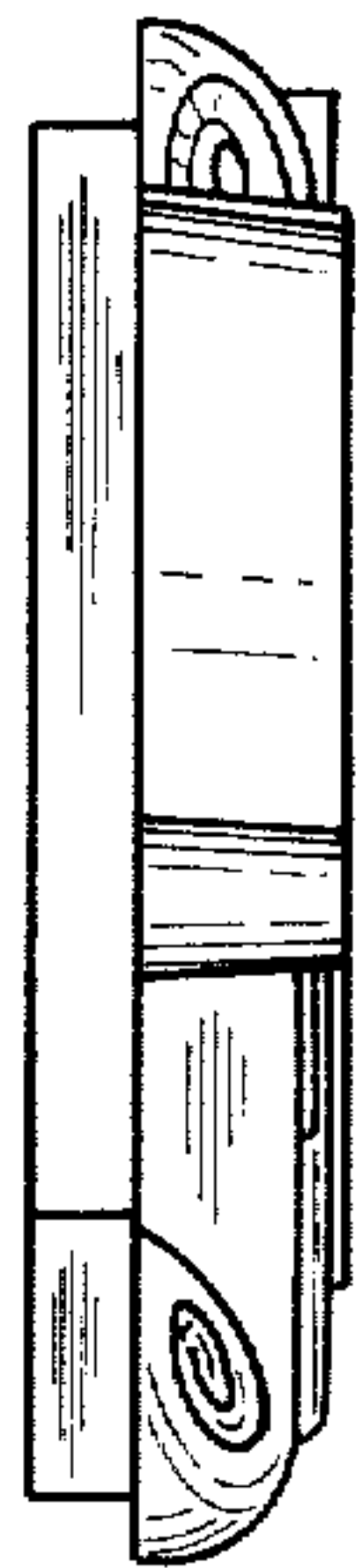
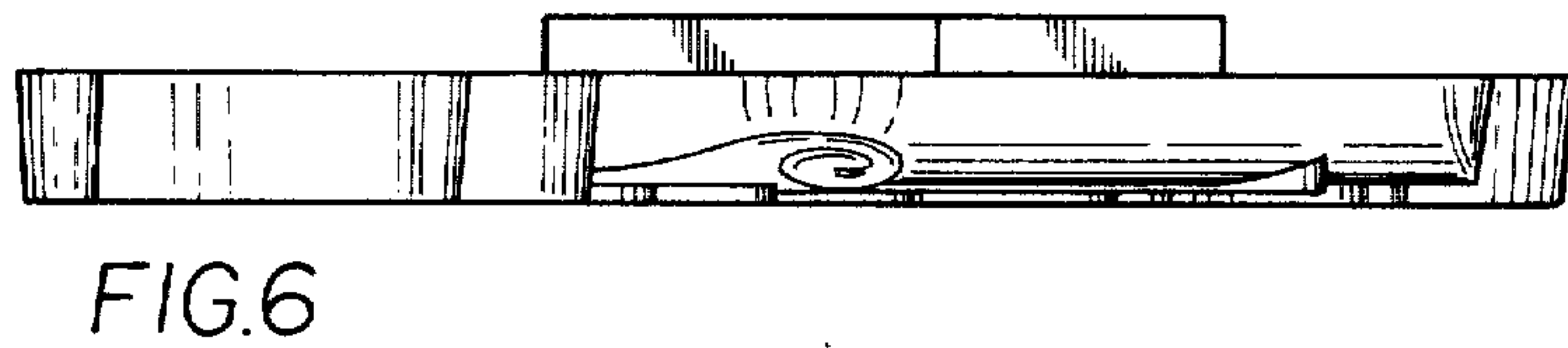



FIG. 4

FIG. 2

FIG. 5



FIG. 7

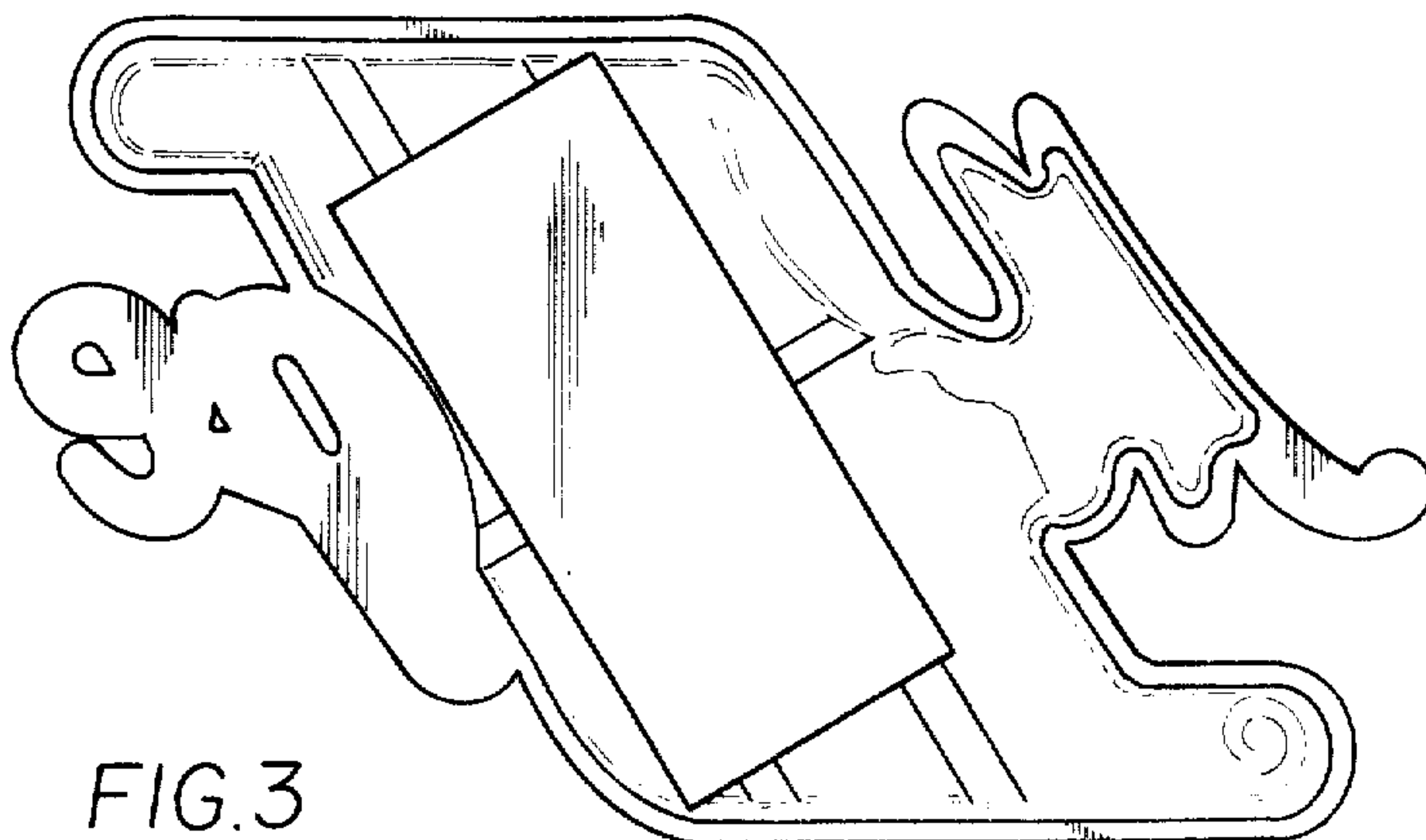


FIG. 3