

[54] **TIRE**

- [75] Inventor: **Claude A. Hart**, Sutton Coldfield, England
- [73] Assignee: **Dunlop Limited**, London, England
- [\*\*] Term: **14 Years**
- [21] Appl. No.: **100,133**
- [22] Filed: **Dec. 4, 1979**
- [30] **Foreign Application Priority Data**  
Jul. 5, 1979 [GB] United Kingdom ..... 79990603
- [51] Int. Cl. .... **D12-15**
- [52] U.S. Cl. .... **D12/151; D12/145**
- [58] Field of Search ..... **D12/134, 136, 141-143, D12/145-151, 137, 138; 152/209 R, 209 NT, 209 WT, 209 D**

[56] **References Cited**  
**U.S. PATENT DOCUMENTS**

- D. 239,273 3/1976 Senger ..... D12/151  
D. 253,646 12/1979 Peron ..... D12/151

**OTHER PUBLICATIONS**

1979 Tread Design Guide, p. 13, General Belted Grip-  
per 780 Tire, second row up from bottom at right side of  
page.  
1979 Tread Design Guide, p. 70, Pirelli CN36 Tire,  
second row down at left side of page.

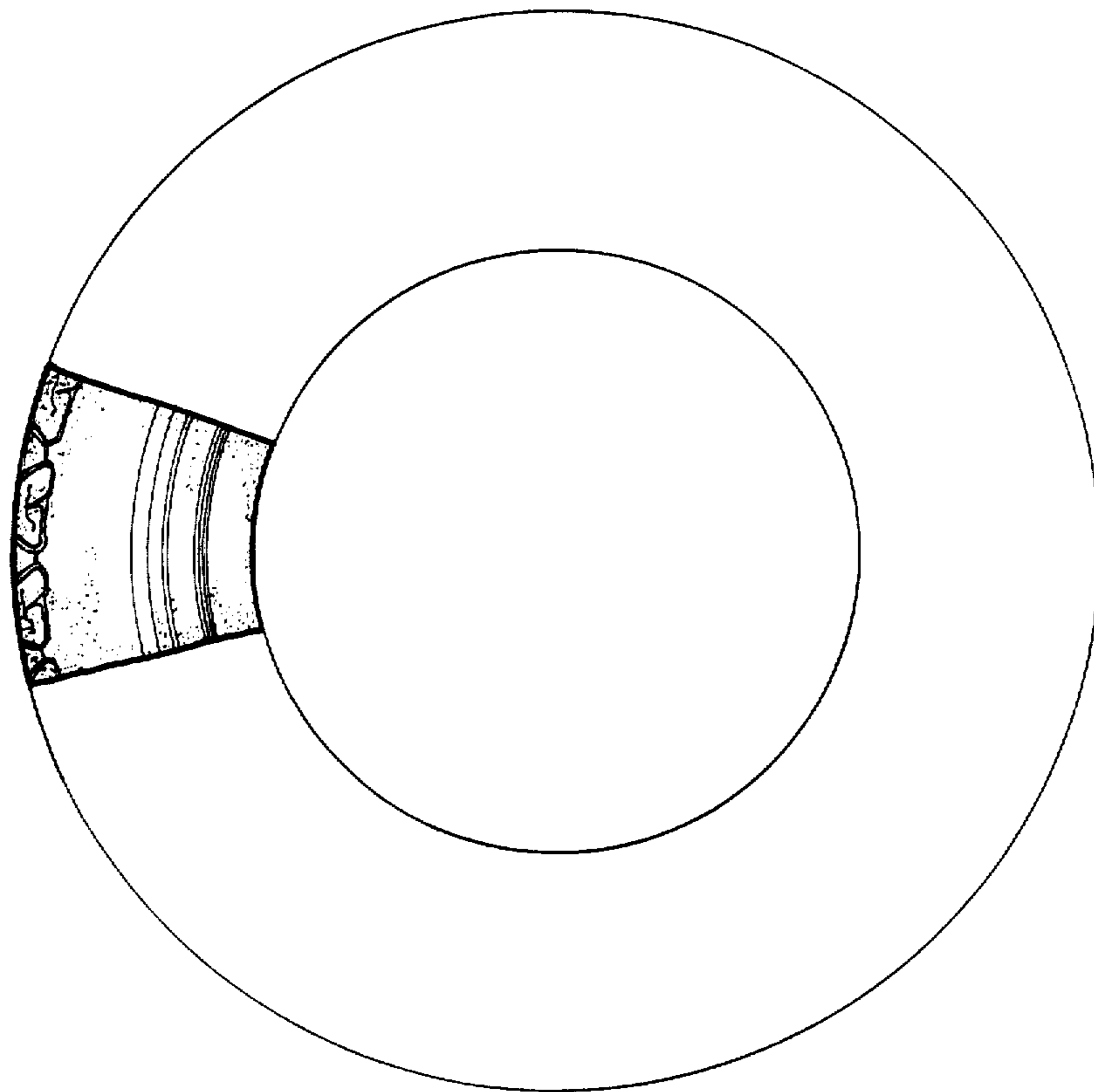
*Primary Examiner*—James M. Gandy  
*Attorney, Agent, or Firm*—Stevens, Davis, Miller &  
Mosher

[57] **CLAIM**

The ornamental design for a tire, as shown and de-  
scribed.

**DESCRIPTION**

FIG. 1 is a perspective view of a tire showing my new  
design, it being understood that the tread design is re-  
peated throughout the circumference of the tire as  
shown schematically by solid lines, the opposite side  
being substantially the same as that shown;  
FIG. 2 is a plan view thereof; and  
FIG. 3 is a side elevational view thereof.



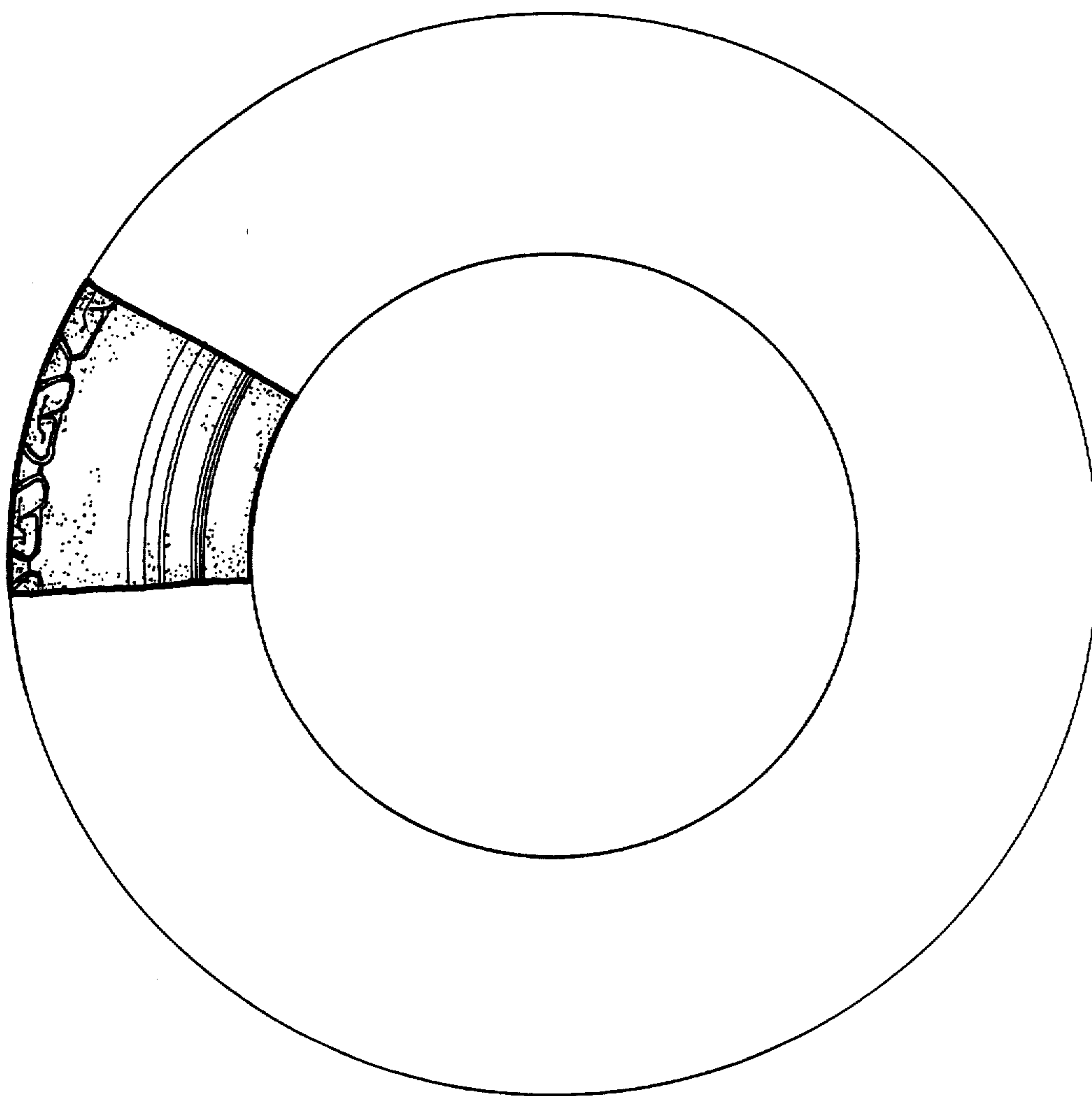


FIG. 1

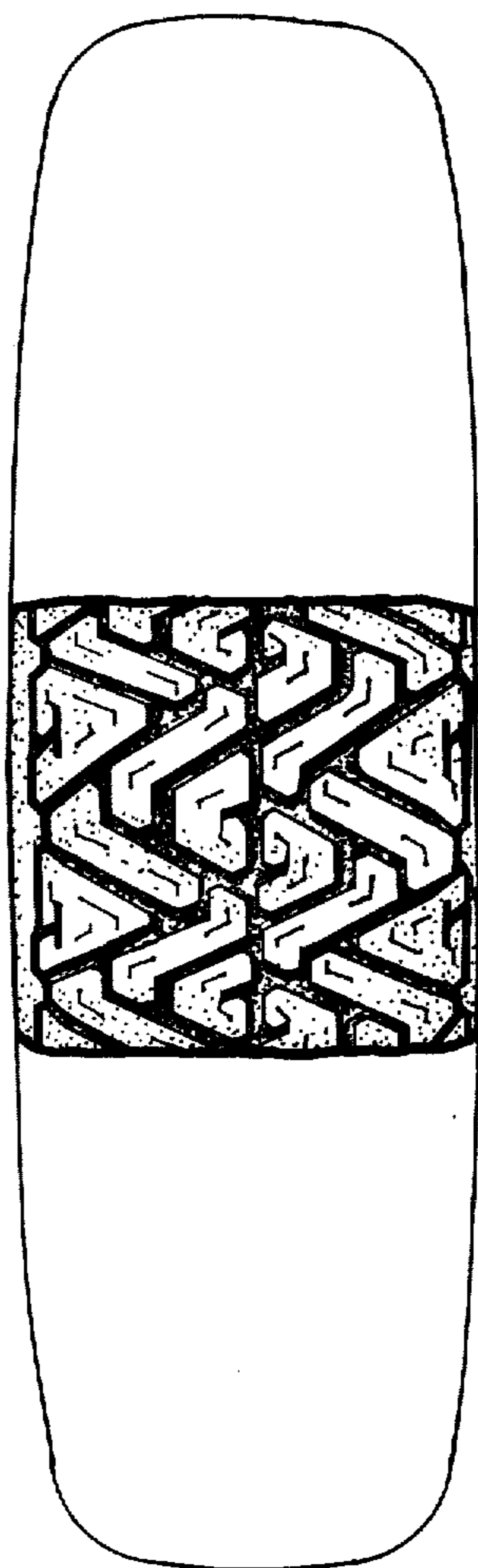


FIG. 2

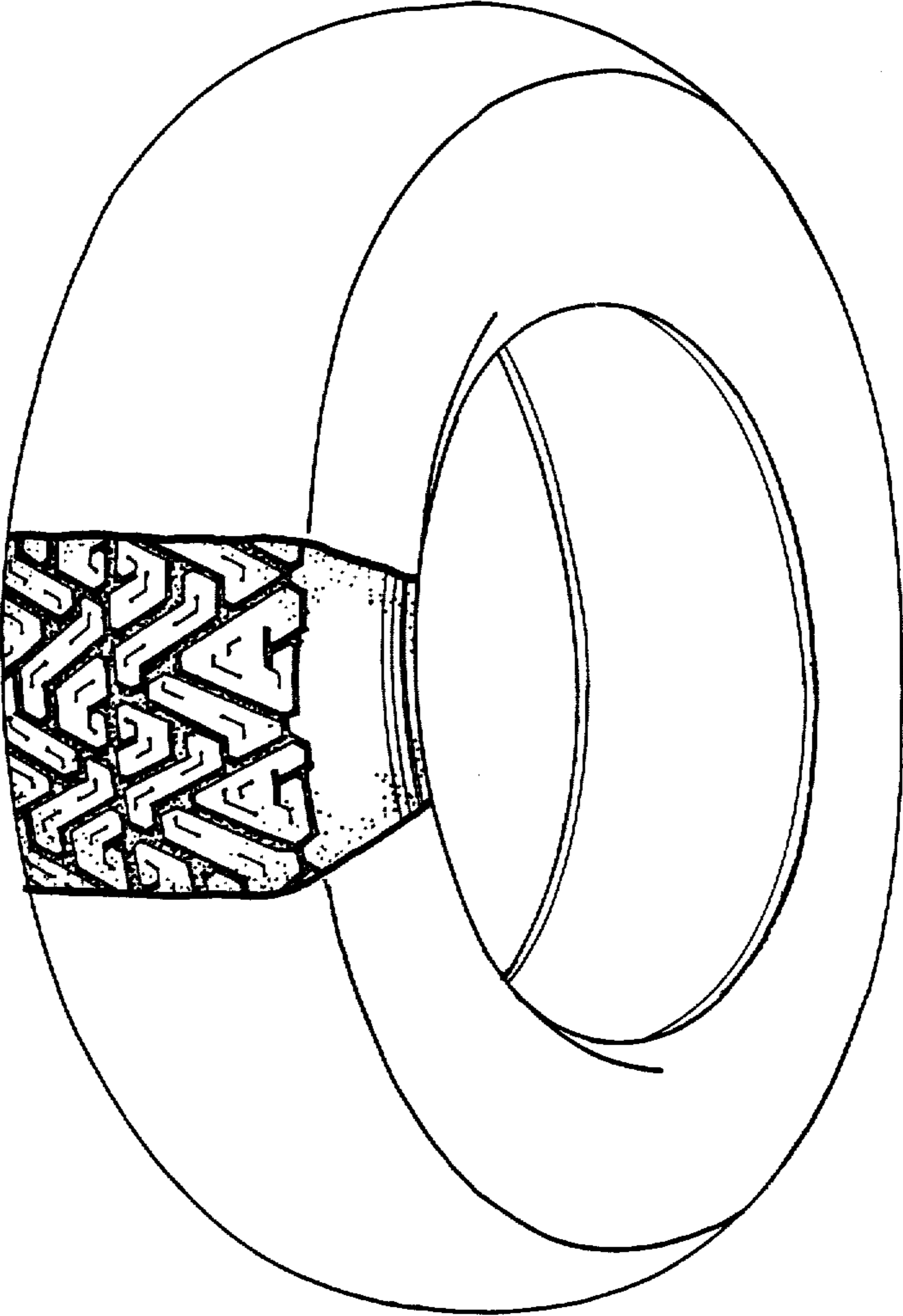


FIG. 3