

[54] DISPLAY HOLDER FOR A CAP

[76] Inventor: Betty K. Herwood, 5440 Lindley Ave., Apt. 106, Encino, Calif. 91316

[\*\*] Term: 14 Years

[21] Appl. No.: 135,133

[22] Filed: Mar. 28, 1980

[51] Int. Cl. .... D9-03

[52] U.S. Cl. .... D9/311; D9/457

[58] Field of Search ..... D9/311, 316, 433, 455, D9/457; D20/10, 40, 31, 32; 206/8, 9; 248/152; 229/8; 223/87, 120; 40/124.1

[56] References Cited

U.S. PATENT DOCUMENTS

- D. 79,131 8/1929 Cohn ..... D9/311
- D. 88,733 12/1932 Goldberg ..... D9/457
- D. 125,659 3/1941 Fox ..... D20/31

- D. 137,480 3/1944 Michelin ..... D20/31
- D. 147,947 11/1947 Zimmern ..... D9/311
- D. 222,669 11/1971 Freiman ..... D9/433
- 2,092,604 9/1937 Herzog ..... 206/8
- 3,485,354 12/1969 Bader ..... D9/433 X


Primary Examiner—Robert C. Spangler  
Attorney, Agent, or Firm—Michael A. Painter

[57] CLAIM

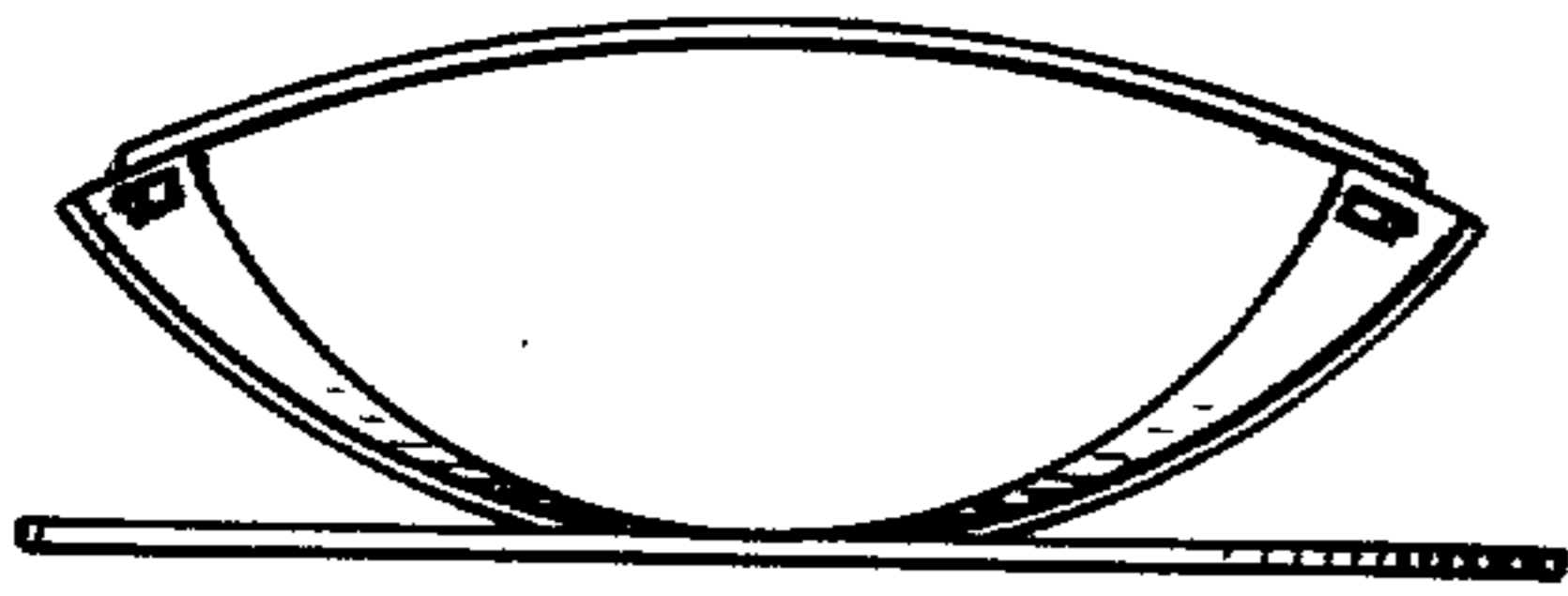
The ornamental design for a display holder for a cap, substantially as shown and described.

DESCRIPTION

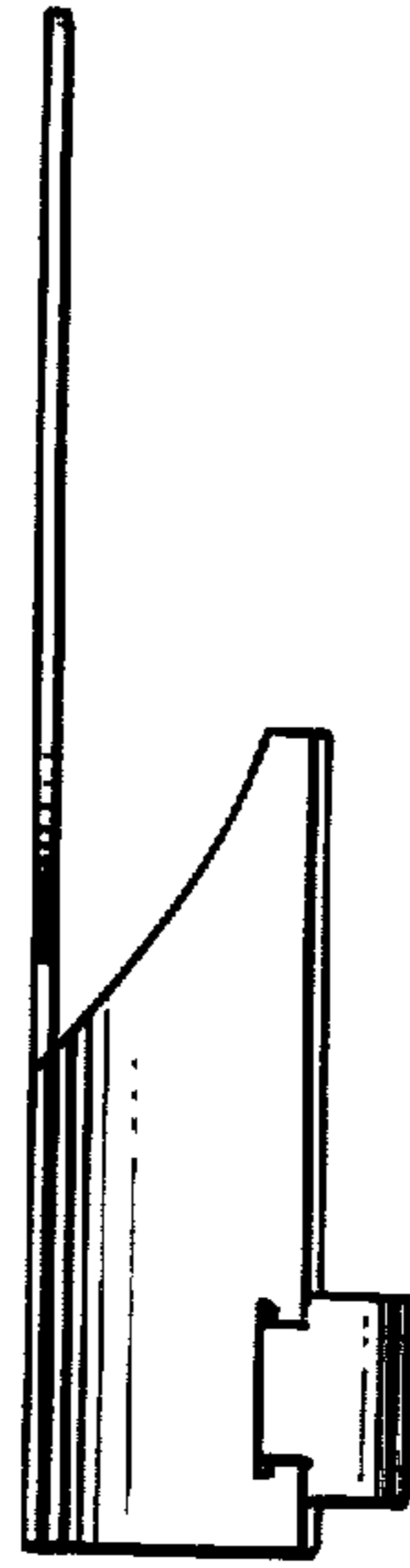
FIG. 1 is a top plan view of a display holder for a cap showing my new design;  
FIG. 2 is a front elevational view;  
FIG. 3 is a bottom plan view;  
FIG. 4 is a side elevational view; and  
FIG. 5 is a rear elevational view thereof.  
The dash-dot lines seen in FIG. 2 are printed on the holder.



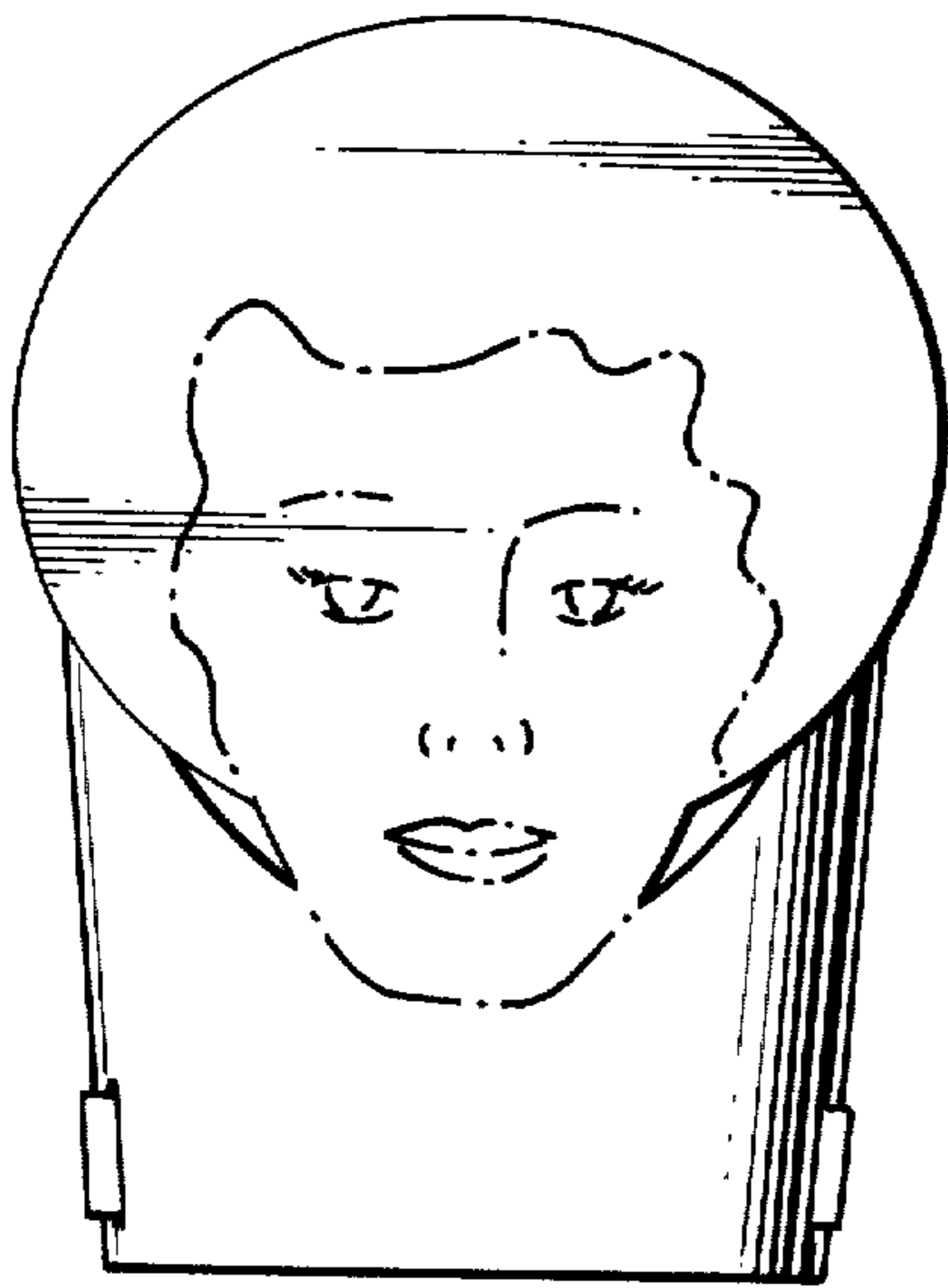
*Fig. 1.*



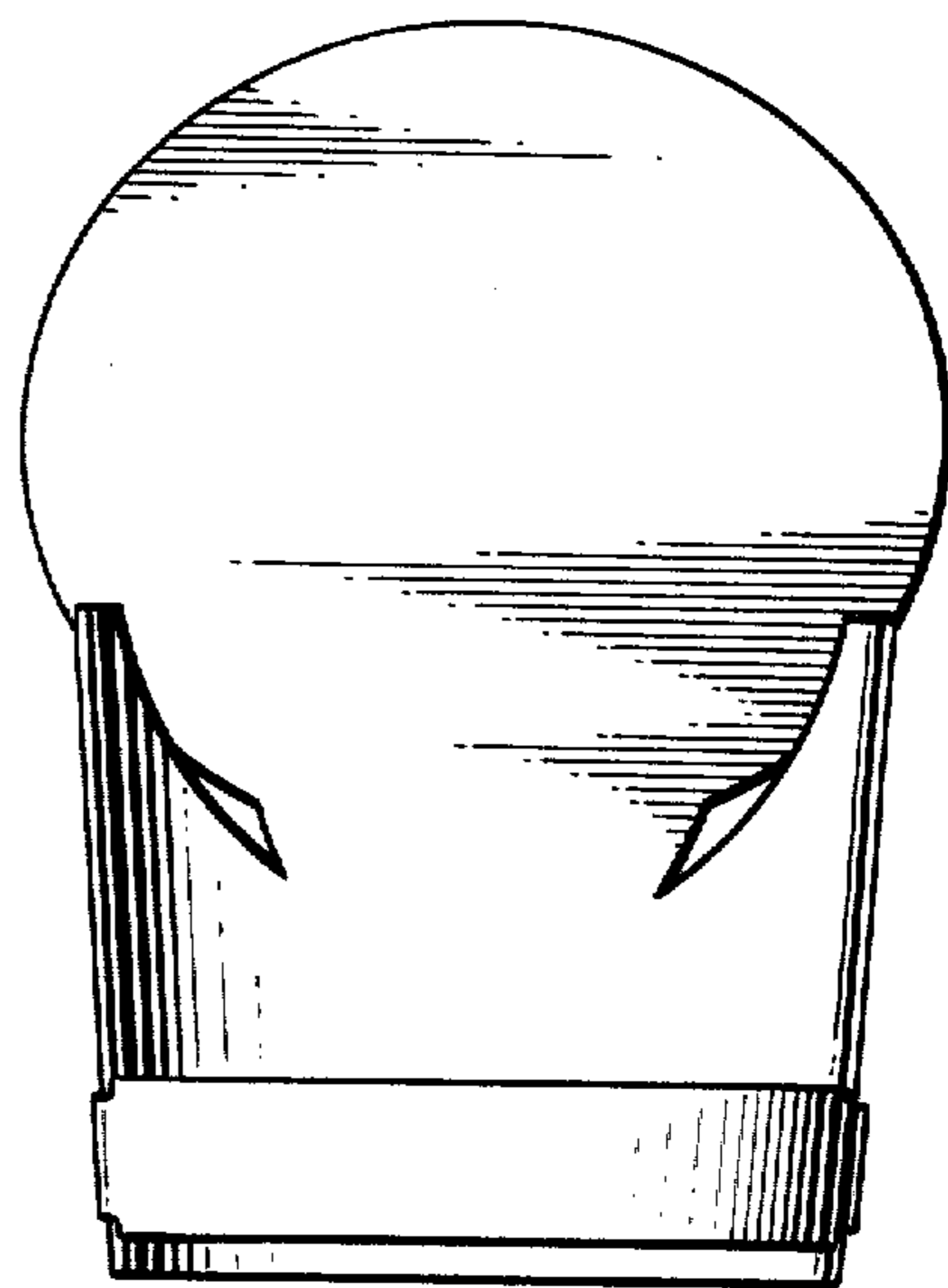
*Fig. 4.*



*Fig. 2.*



*Fig. 5.*



*Fig. 3.*

