

[54] **HOLDER FOR RETAINING SMALL METAL OBJECTS MAGNETICALLY**

[75] Inventor: **Feather W. King**, San Francisco, Calif.

[73] Assignee: **Blue Feather Products, Inc.**, Ashland, Oreg.

[**] Term: **14 Years**

[21] Appl. No.: **133,434**

[22] Filed: **Mar. 24, 1980**

[51] Int. Cl. **D19-02**

[52] U.S. Cl. **D19/75; D3/27; D19/96**

[58] Field of Search **D3/20, 22, 27, 30, 34; D19/65, 66, 70, 75, 93, 96, 97; 220/23; 223/109 A; 206/336, 380, 350, DIG. 818; D9/349-353, 390; D21/51, 53; 335/285; D28/82**

[56]

References Cited

U.S. PATENT DOCUMENTS

D. 231,302	4/1974	Lukawski et al.	D7/17
3,906,658	9/1975	Gross	206/818
4,014,122	3/1977	Woods	D19/96

OTHER PUBLICATIONS

Packaging Parade 10/49 right center of Page.

Primary Examiner—George P. Word
Attorney, Agent, or Firm—Owen, Wickersham & Erickson


[57]

CLAIM

The ornamental design for a holder for retaining small metal objects magnetically, substantially as shown and described.

DESCRIPTION

FIG. 1 is a perspective view of a holder for retaining small metal objects magnetically showing my new design;
FIG. 2 is an elevational view thereof;
FIG. 3 is a top plan view thereof;
FIG. 4 is a bottom plan view thereof; and
FIG. 5 is a cross sectional view taken along line 5—5 of FIG. 3.






FIG. 1


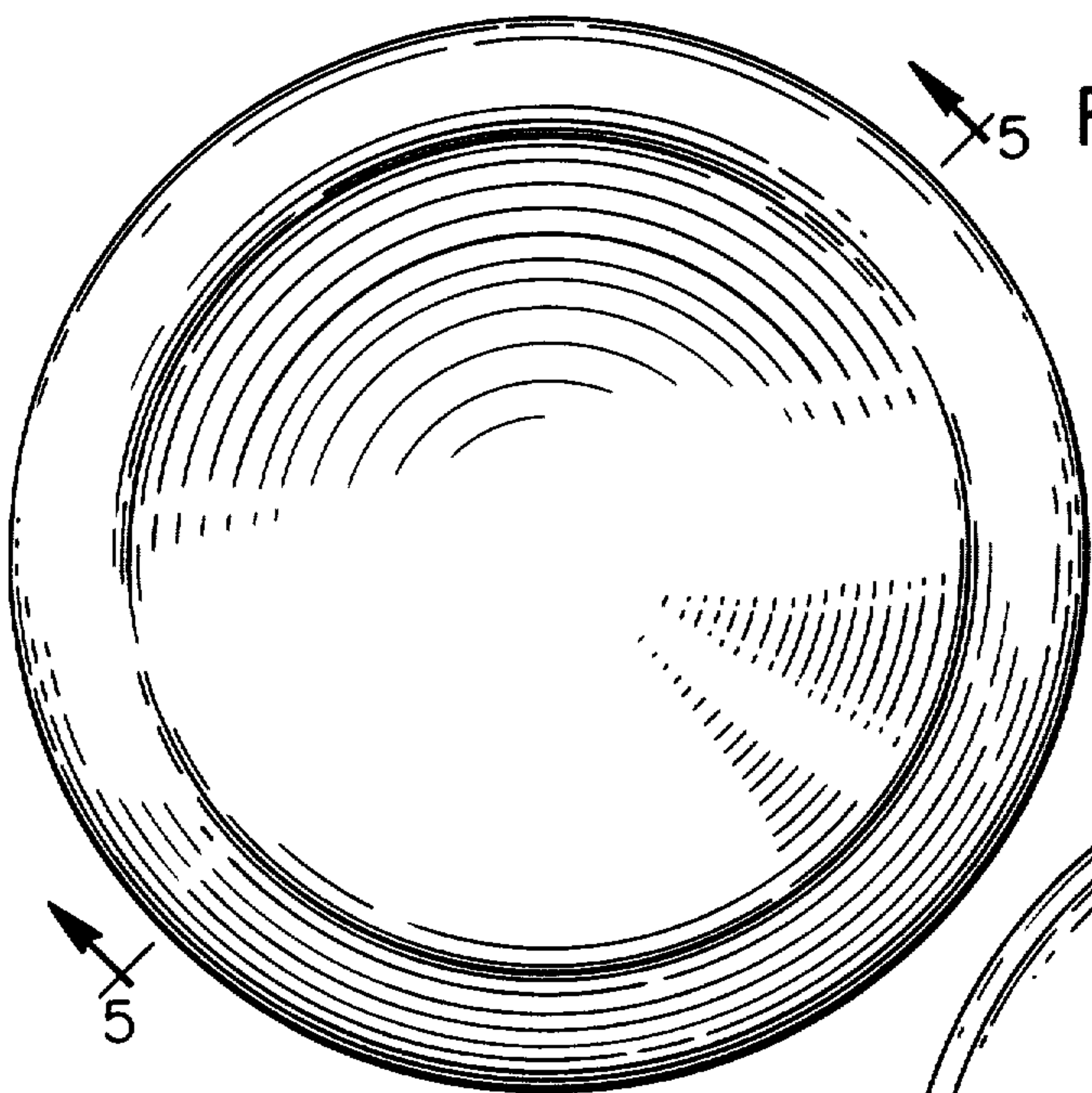


FIG. 2



5 FIG. 3

5

FIG. 4

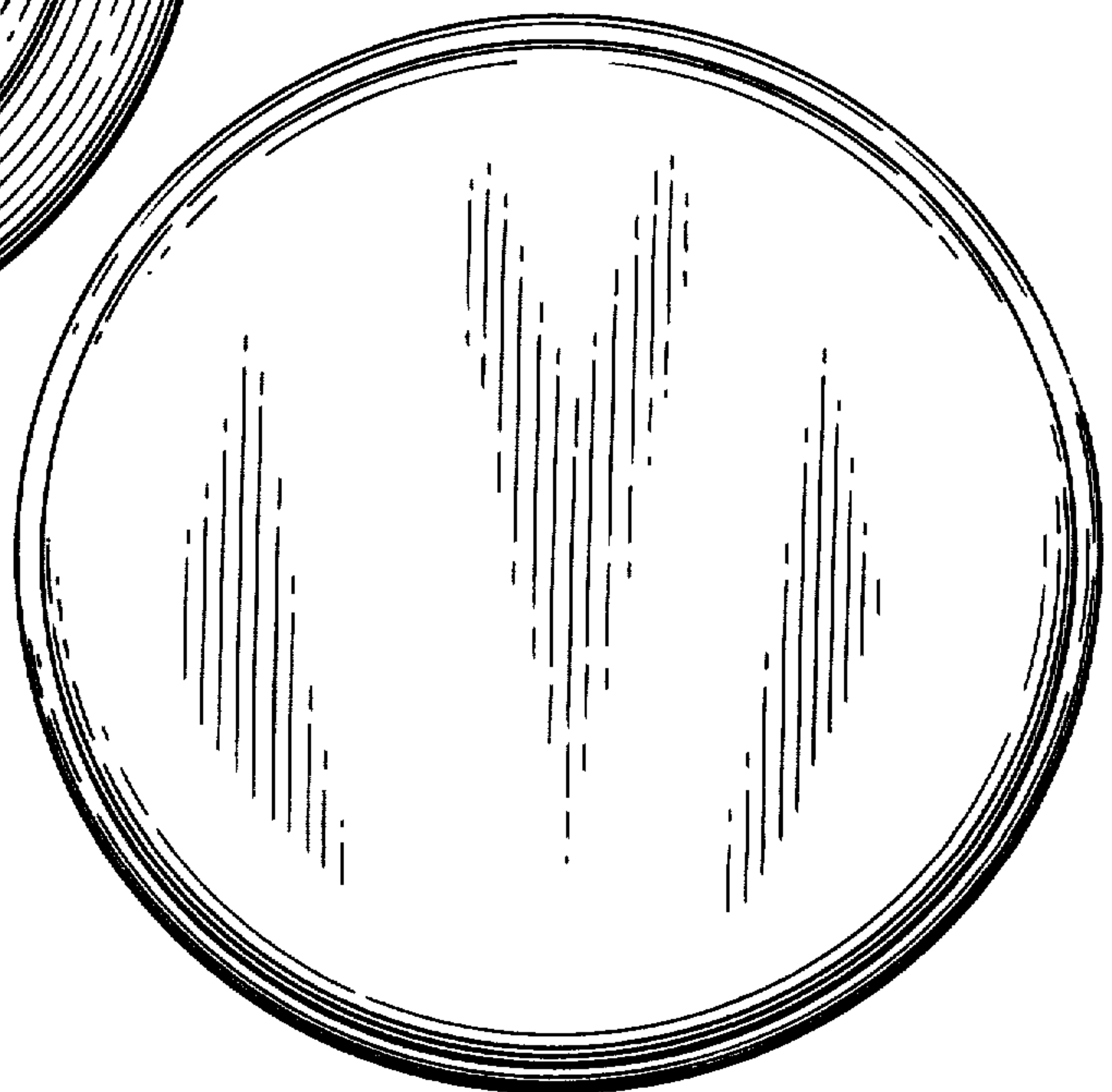


FIG. 5

