

[54] COMBINATION AXE AND METAL CUTTER DEVICE

[76] Inventor: Phil K. Tarran, 2308 California St., Oceanside, Calif. 92054

[**] Term: 14 Years

[21] Appl. No.: 188,376

[22] Filed: Sep. 18, 1980

[51] Int. Cl. D8-03

[52] U.S. Cl. D8/76; D8/105

[58] Field of Search D8/76, 105; 145/2 R; 7/145, 159

[56] References Cited

U.S. PATENT DOCUMENTS

- D. 120,609 5/1940 Arnsbarger D8/76
- D. 233,405 10/1974 Frey D8/105 X

1,679,814	8/1928	Cicero	7/159
3,245,094	4/1966	Shandel	7/145
3,599,255	8/1971	Carroll, Sr.	7/145 X
3,837,023	9/1974	Spencer-Foote	7/145

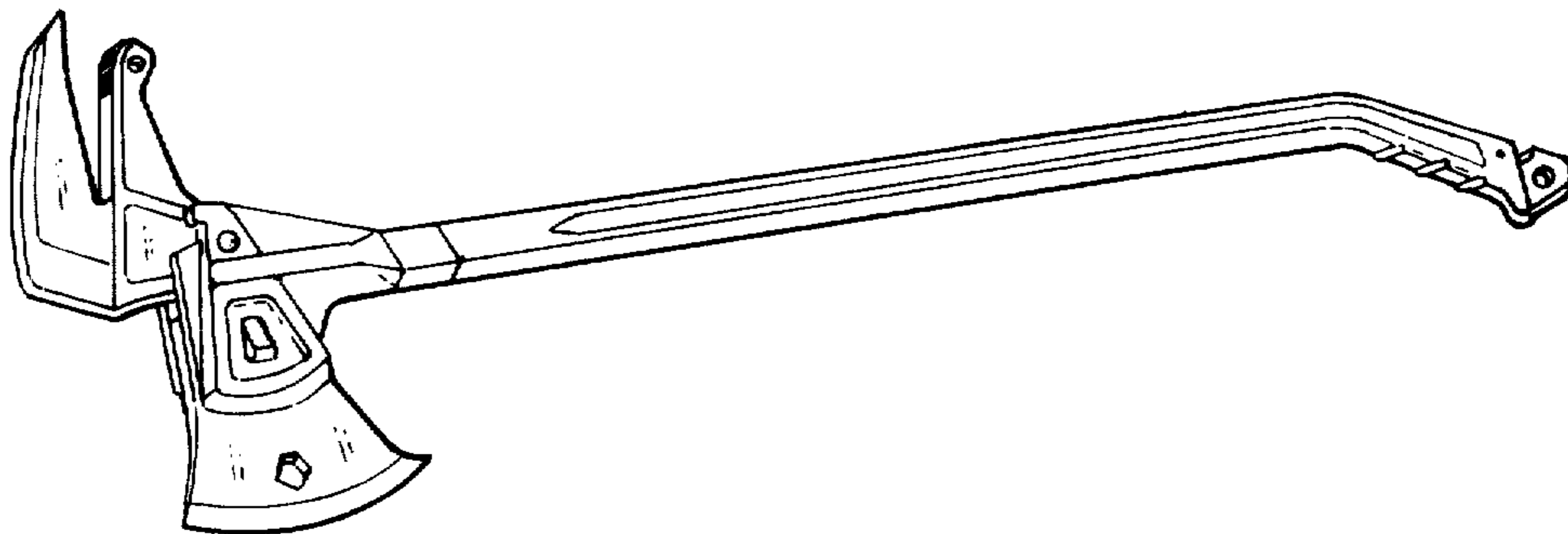
Primary Examiner—Alan P. Douglas
Attorney, Agent, or Firm—John L. Haller

[57] CLAIM

The ornamental design for a combination axe and metal cutter device, as shown as described.

DESCRIPTION

- FIG. 1 is a perspective view of a combination axe and metal cutter device showing my new design.
- FIG. 2 is a side elevational view of a combination axe and metal cutter device showing my new design.
- FIG. 3 is top plan view thereof.
- FIG. 4 is a bottom plan view thereof.
- FIG. 5 is right-end elevational view thereof.
- FIG. 6 is a left-end elevational view thereof.



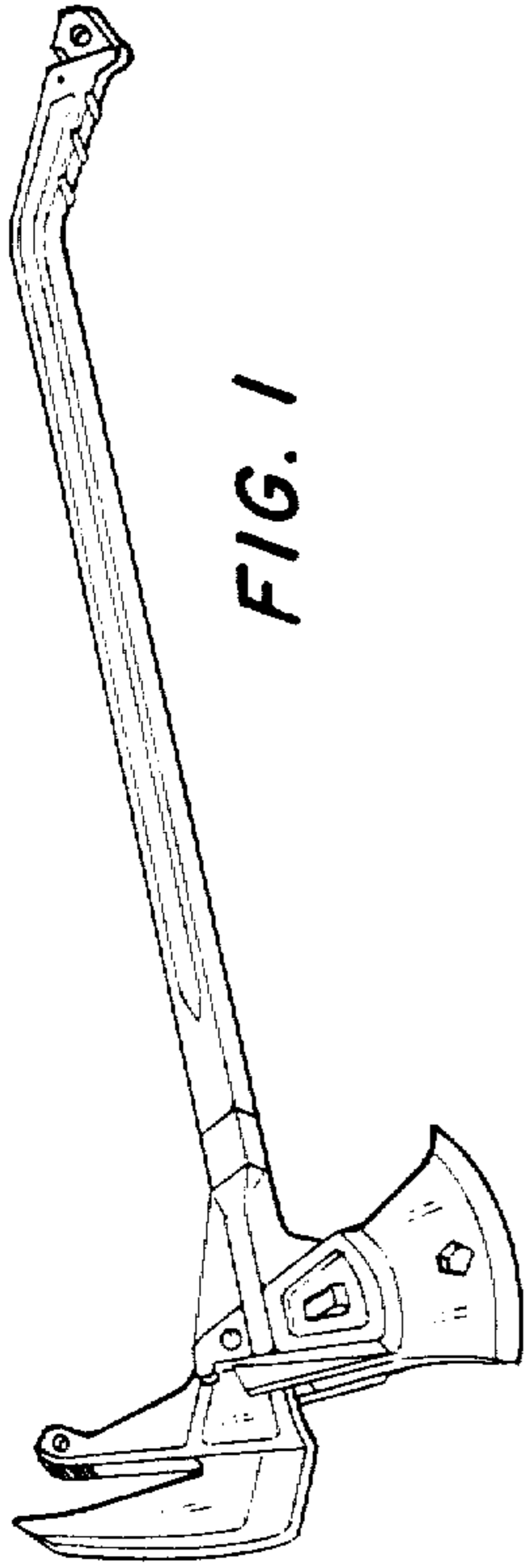


FIG. 1

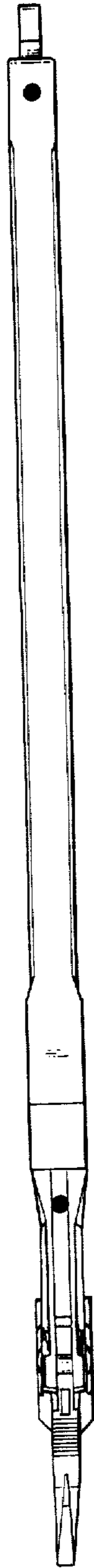


FIG. 3

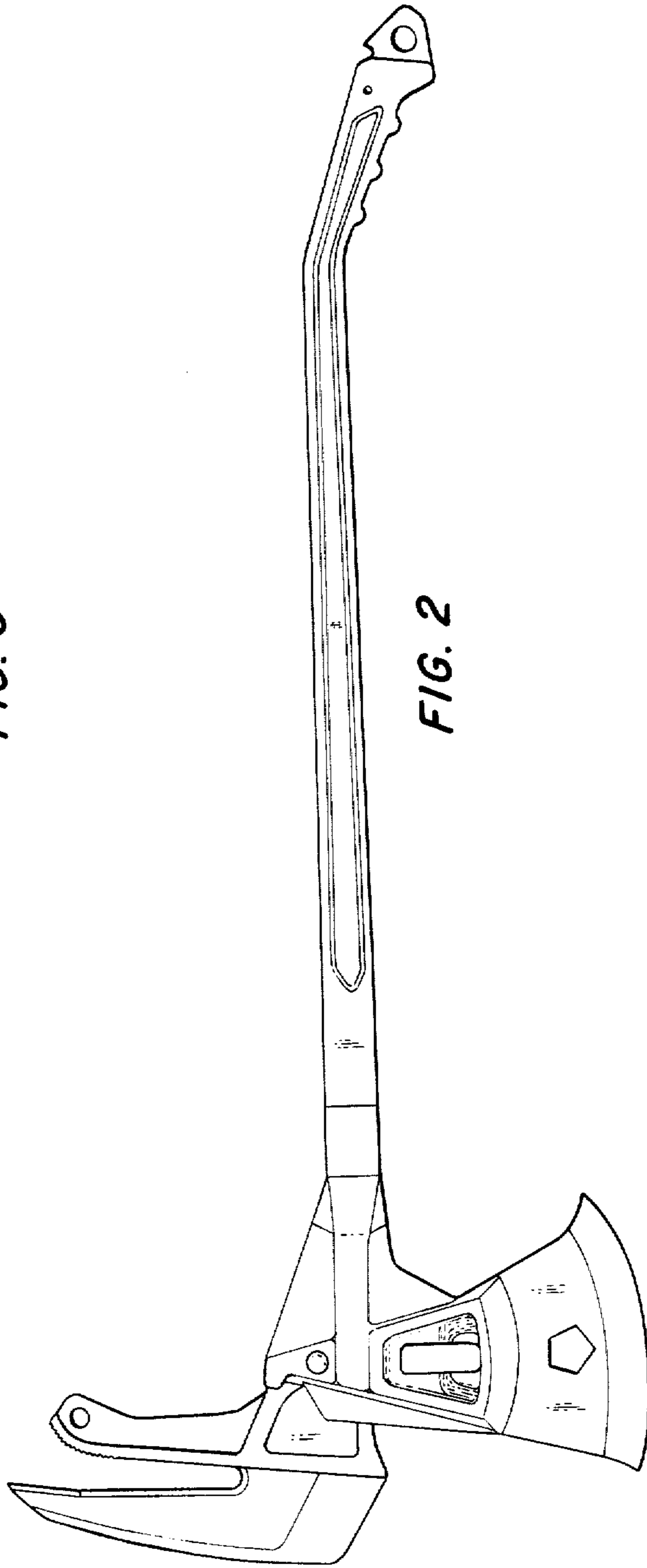


FIG. 2



FIG. 4



FIG. 5




FIG. 6