

- [54] **ELECTRONIC CALCULATOR WITH THERMOMETER AND TIMER**
- [75] Inventors: **Eiichi Yoshioka, Abiko; Osamu Murakami, Kawasaki, both of Japan**
- [73] Assignee: **Canon Kabushiki Kaisha, Tokyo, Japan**
- [\*\*] Term: **14 Years**
- [21] Appl. No.: **185,946**
- [22] Filed: **Sep. 10, 1980**
- [30] **Foreign Application Priority Data**  
 Mar. 24, 1980 [JP] Japan ..... 55-11354
- [51] Int. Cl. .... **D18-01**
- [52] U.S. Cl. .... **D18/7; D10/57**
- [58] Field of Search ..... **D18/7; D10/57;**  
**73/362 AR; D14/100, 107, 115; 364/706-710;**  
**200/5 R**

- [56] **References Cited**  
**U.S. PATENT DOCUMENTS**  
 D. 243,535 3/1977 Ikeda ..... D18/7  
 D. 251,272 3/1979 Hazama et al. .... D18/7  
 D. 254,723 4/1980 Lawrence et al. .... D10/57  
 D. 258,966 4/1981 McCrae ..... D18/7

*Primary Examiner*—Melvin B. Feifer  
*Attorney, Agent, or Firm*—Fitzpatrick, Cella, Harper & Scinto

[57] **CLAIM**

The ornamental design for an electronic calculator with thermometer and timer, as shown and described.

**DESCRIPTION**

FIG. 1 is a front view of the electronic calculator with thermometer and timer showing our new design; FIG. 2 is a rear view thereof; FIG. 3 is a top plan view thereof; FIG. 4 is a bottom plan view thereof; FIG. 5 is a side elevational view as seen from the left of FIG. 1; FIG. 6 is a side elevational view as seen from the right of FIG. 1; and FIG. 7 is a perspective view of the calculator.

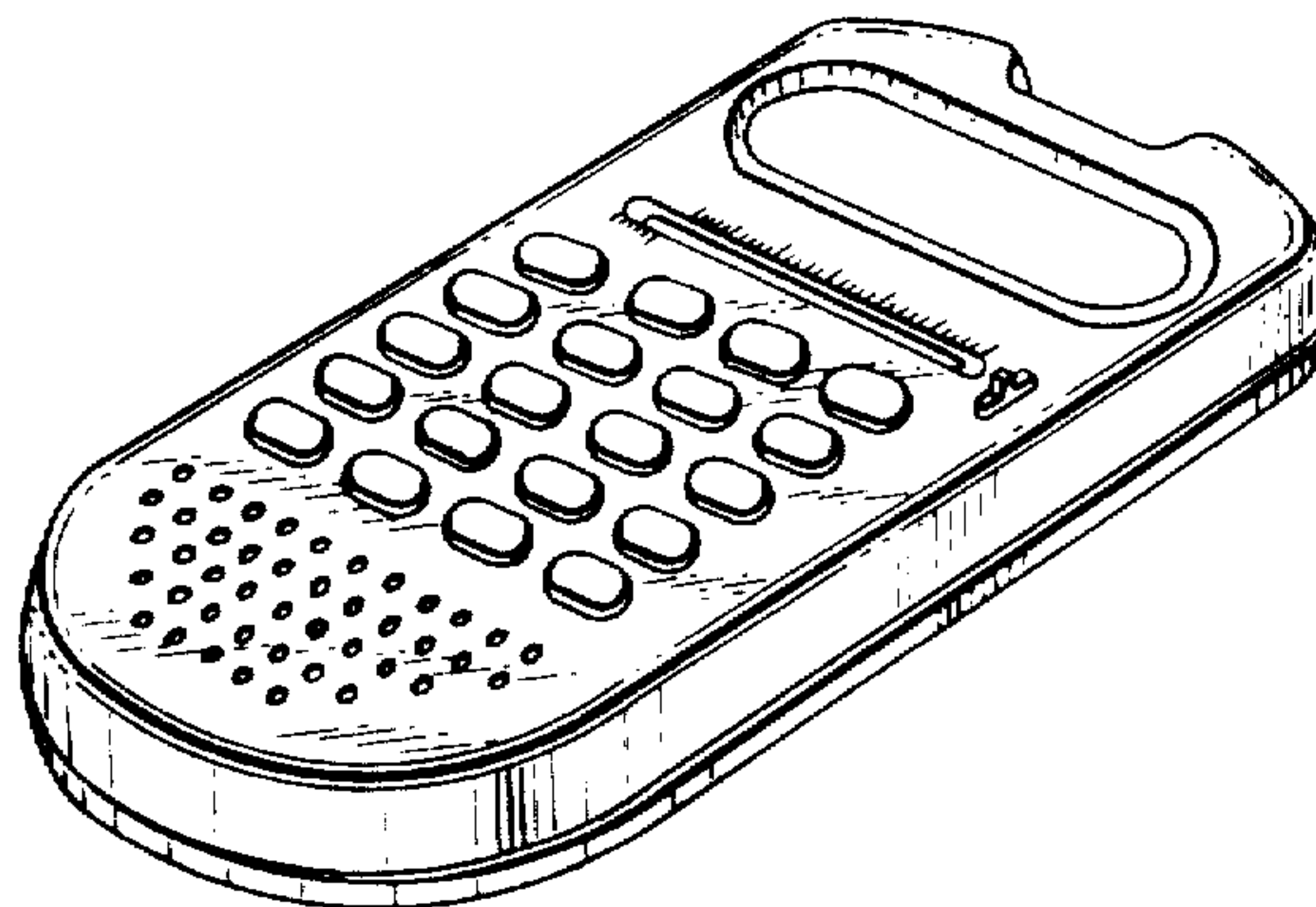


FIG. 1



FIG. 2

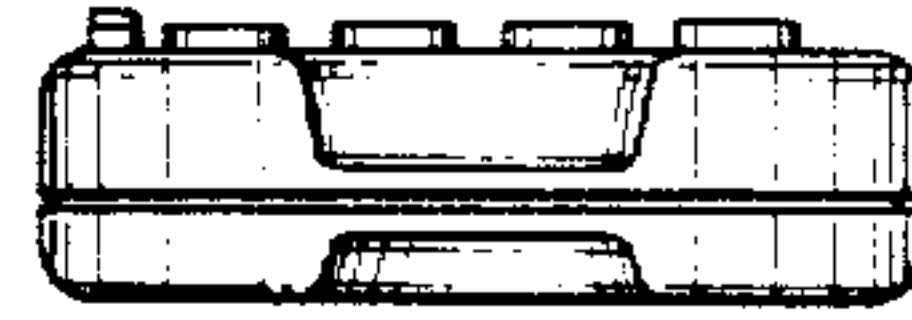


FIG. 3




FIG. 4

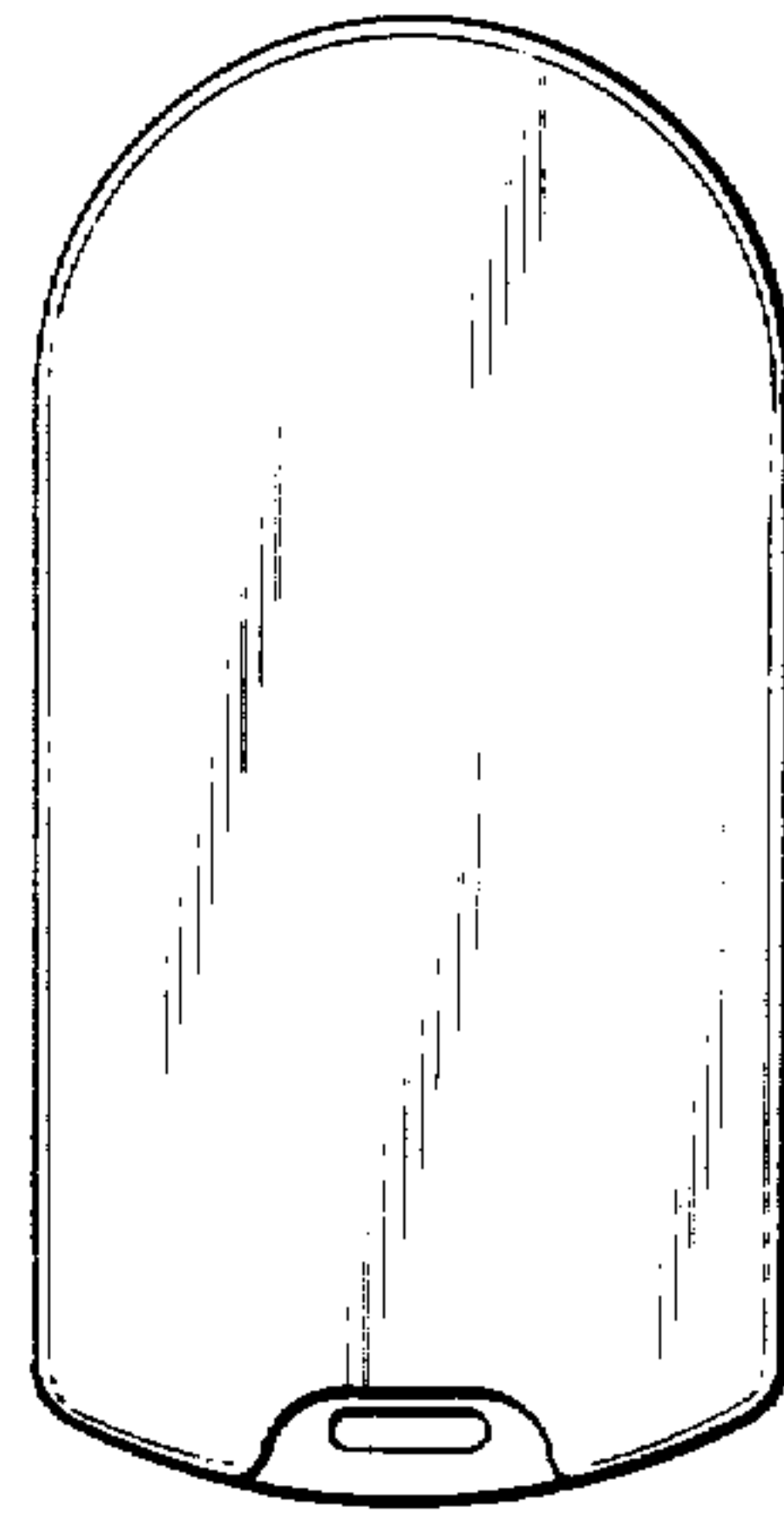


FIG. 5

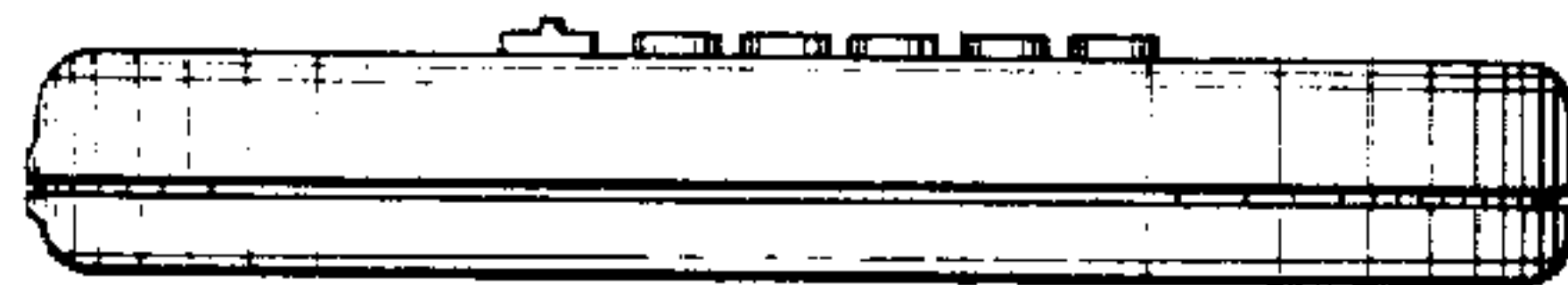


FIG. 6



FIG. 7

