

[54] **COMPUTER**

[75] Inventor: **Richard J. Dickinson**, Cambridge, England

[73] Assignee: **Sinclair Research Limited**, Cambridge, England

[**] Term: **14 Years**

[21] Appl. No.: **178,374**

[22] Filed: **Aug. 14, 1980**

[30] **Foreign Application Priority Data**

Feb. 14, 1980 [GB] United Kingdom 993641

[51] Int. Cl. **D14-02**

[52] U.S. Cl. **D14/100**

[58] Field of Search D14/100-117;
174/52 R, 52 A; 361/331, 334, 380, 391, 392,
390; 235/145 R; 364/900, 708; 340/364 R, 711;
D18/6, 7, 11

[56]

References Cited

U.S. PATENT DOCUMENTS

D. 227,375	6/1973	Howard	D14/106
D. 239,293	3/1976	Carroll	D14/100
D. 246,368	11/1977	Barnich et al.	D14/100
D. 247,779	4/1978	Barnich et al.	D14/106

Primary Examiner—Susan J. Lucas
Attorney, Agent, or Firm—Laubscher, Philpitt & Laubscher


[57]

CLAIM

The ornamental design for a computer, as shown and described.

DESCRIPTION

FIG. 1 is a perspective view of a computer showing my new design; and
FIGS. 2-5 are, respectively, top plan, left side, front and rear elevational views thereof on an enlarged scale.






FIG. 1.




FIG. 2.




FIG. 3.




FIG. 4.

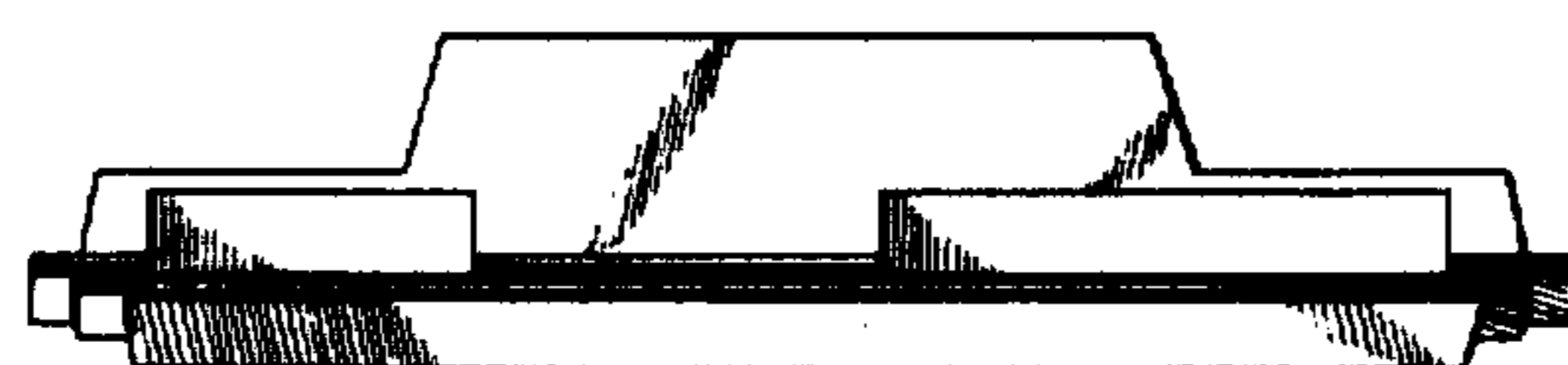


FIG. 5.