

- [54] **RADIO CABINET OR SIMILAR ARTICLE**
- [75] Inventor: **Michael J. McGourty**, Eindhoven, Netherlands
- [73] Assignee: **PYE (Electronic Products) Limited**, Cambridge, England
- [**] Term: **14 Years**
- [21] Appl. No.: **104,203**
- [22] Filed: **Dec. 17, 1979**
- [30] **Foreign Application Priority Data**
Jun. 19, 1979 [GB] United Kingdom 990345
- [51] Int. Cl. **D14-03**
- [52] U.S. Cl. **D14/71; D14/7**
- [58] Field of Search **D14/1, 5-7, D14/68, 70-76, 95, 96, 99**

- [56] **References Cited**
U.S. PATENT DOCUMENTS
D. 222,143 10/1971 Maniaci D14/7

D. 230,740 3/1974 Artner et al. D14/7

OTHER PUBLICATIONS

Best Products '78 Buyer's Bk. #121-F, p. 350, item "F", item R, p. 351, item E.

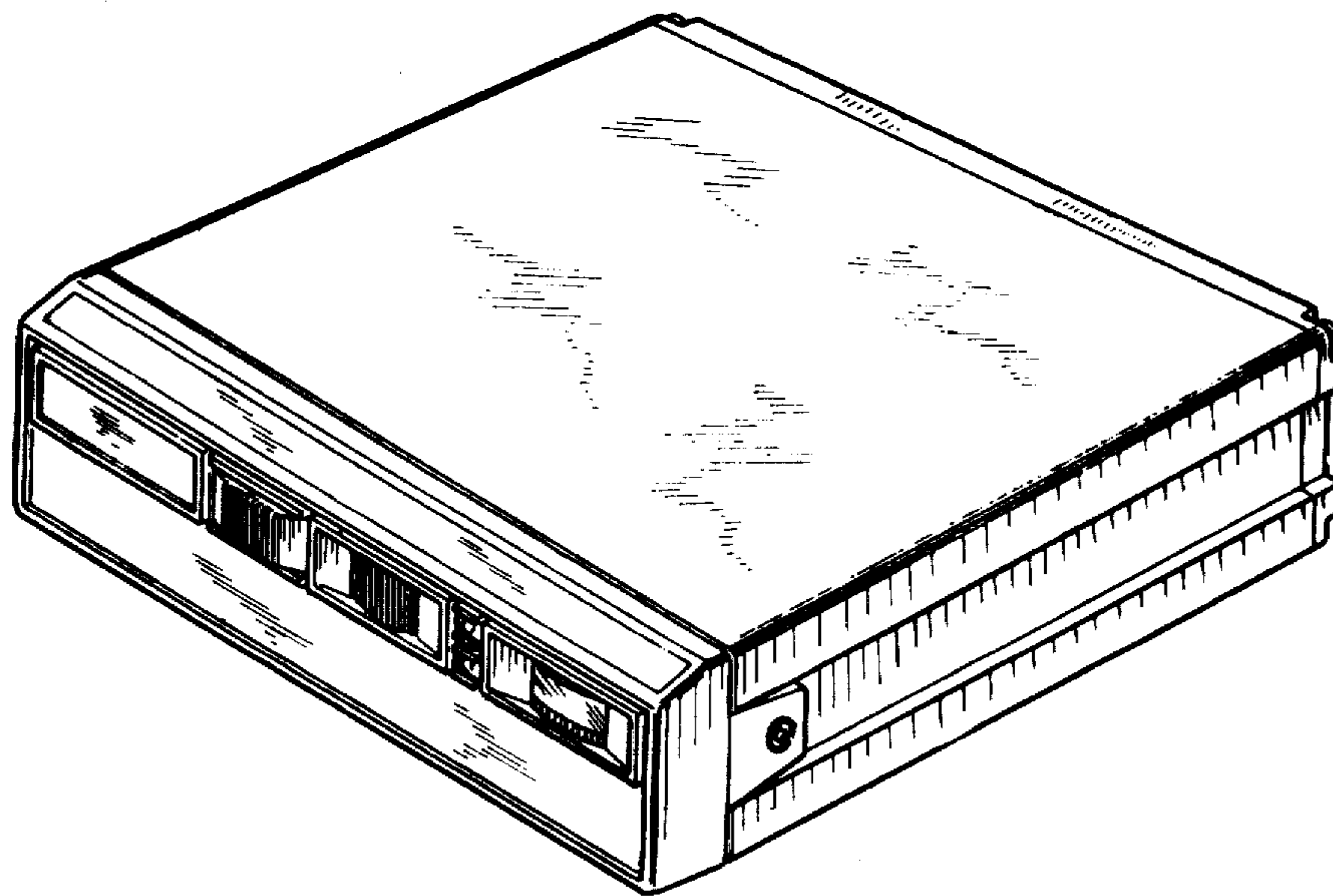
Primary Examiner—Jane E. Corrigan
Attorney, Agent, or Firm—Thomas A. Briody; William J. Streeter; Rolf E. Schneider

[57] **CLAIM**

The ornamental design for a radio cabinet or similar article, as shown and described.

DESCRIPTION

FIG. 1 is a front, top and right side perspective view of a radio cabinet or similar article, showing my new design;
FIG. 2 is a front elevational view thereof;
FIG. 3 is a rear elevational view thereof;
FIG. 4 is a bottom plan view thereof; and
FIG. 5 is a left side elevational view thereof, the right side elevational view being a mirror image.



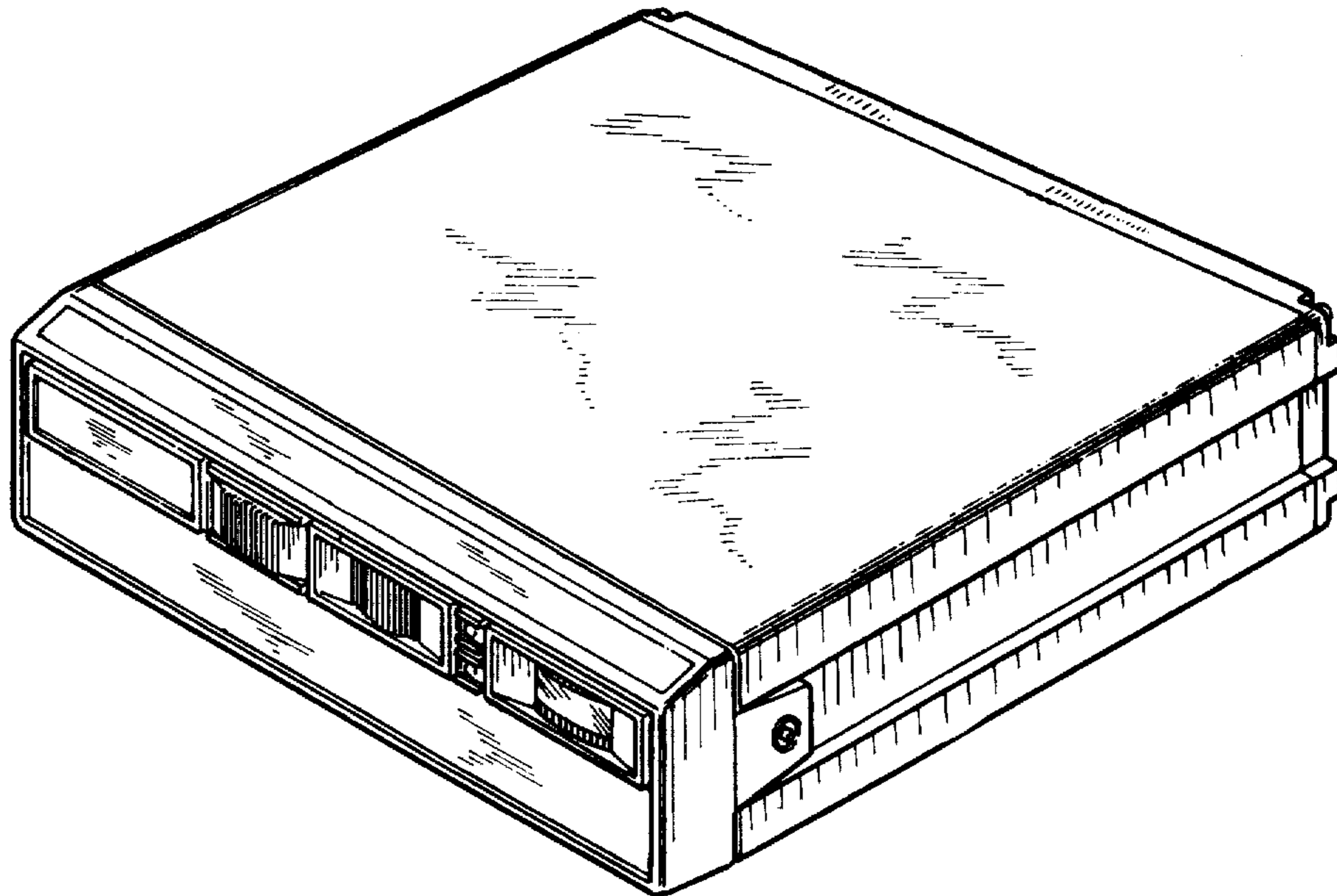


FIG. 1




FIG. 2

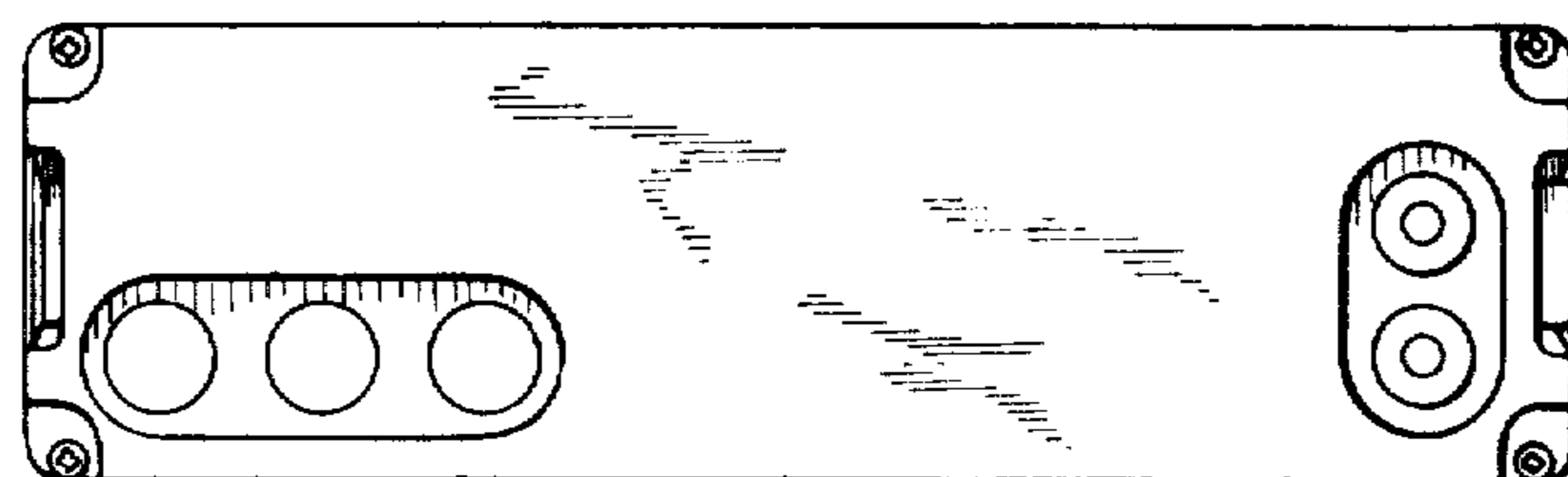


FIG. 3




FIG. 4

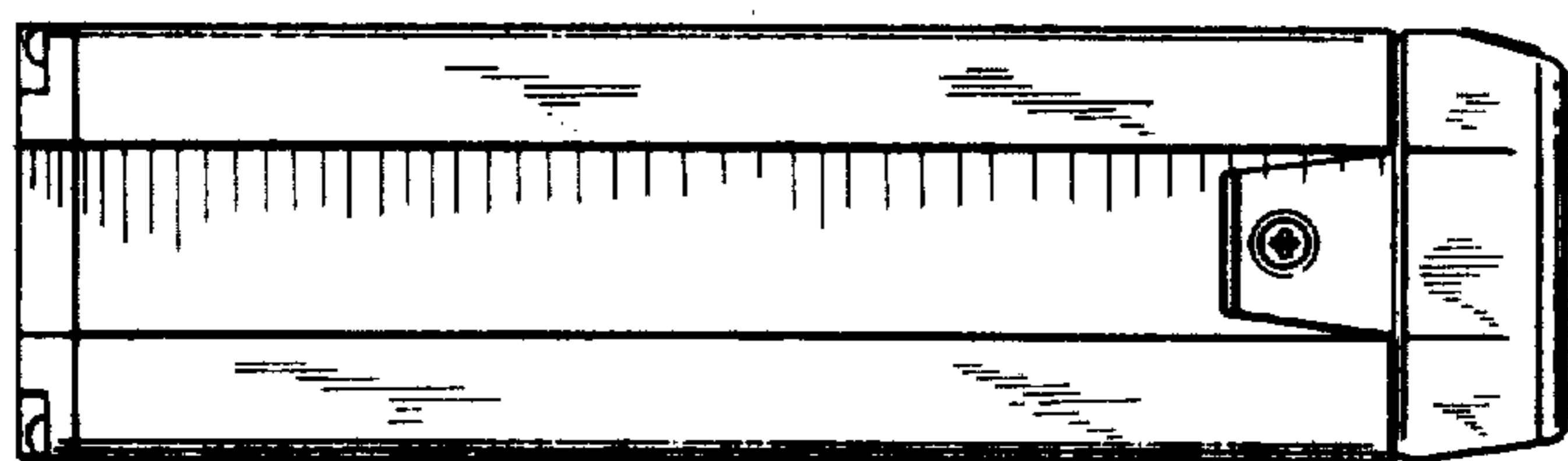


FIG. 5