

[54] WRISTWATCH

[75] Inventor: **Kaoru Iida**, Suwa, Japan
 [73] Assignee: **Kabushiki Kaisha Suwa Seikosa**,
 Tokyo, Japan
 [**] Term: **7 Years**
 [21] Appl. No.: **111,431**
 [22] Filed: **Jan. 11, 1980**

[30] Foreign Application Priority Data

Aug. 15, 1979 [JP] Japan 54-34161

[51] Int. Cl. **D10-02**
 [52] U.S. Cl. **D10/38**
 [58] Field of Search **D10/1, 2, 15, 32, 38,**
D10/39, 122-126; 368/80-82, 239, 240-242,
276, 285

[56] References Cited

U.S. PATENT DOCUMENTS

D. 256,677 9/1980 Muramatsu D10/39
 4,077,032 2/1978 Volkman D10/31 X

OTHER PUBLICATIONS

Jeweler's Circular-Keystone-7/78-p. 153-Dual Display
 Watches at bottom.
European Jeweler-6/76-p. 27-Dual Display Watch at
 center "Sicura".
Jeweler's Circular-Keystone-6/79-p. 18-Watch at cen-
 ter.
Jeweler's Circular-Keystone-5/77-p. 88-Watch.
 Primary Examiner—Nelson C. Holtje
 Attorney, Agent, or Firm—Blum, Kaplan, Friedman,
 Silberman & Beran

CLAIM

[57] The ornamental design for a wristwatch, as shown.

DESCRIPTION

FIG. 1 is a top plan view of a wristwatch embodying
 my new design;
 FIG. 2 is a front elevational view thereof in a non-
 activated condition;
 FIG. 3 is a left side elevational view thereof;
 FIG. 4 is a right side elevational view thereof;
 FIG. 5 is a rear elevational view thereof;
 FIG. 6 is a bottom plan view thereof; and
 FIG. 7 is a front elevational view in a typical activated
 condition.

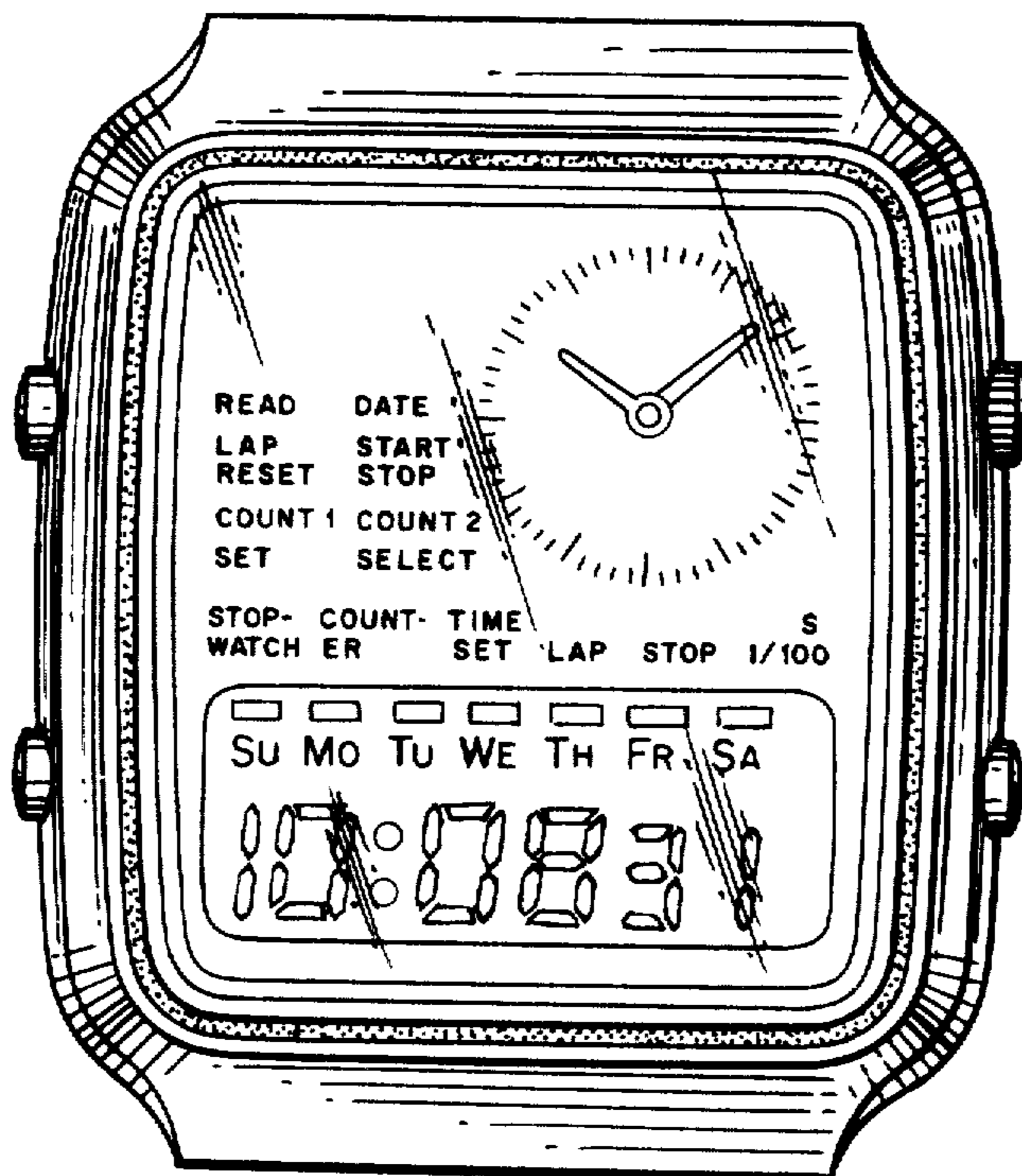


FIG. 1




FIG. 4




FIG. 2

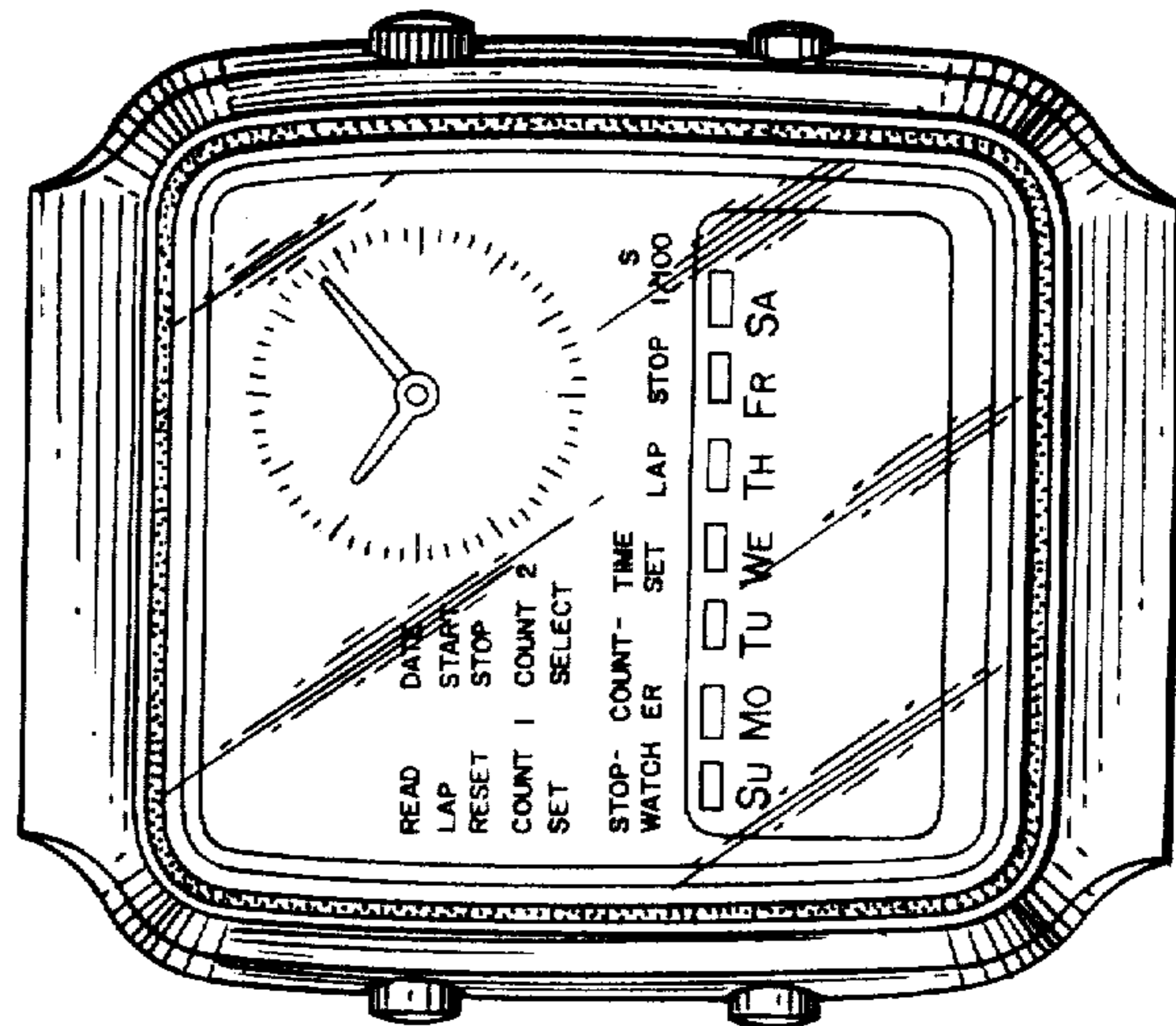


FIG. 3




FIG. 5

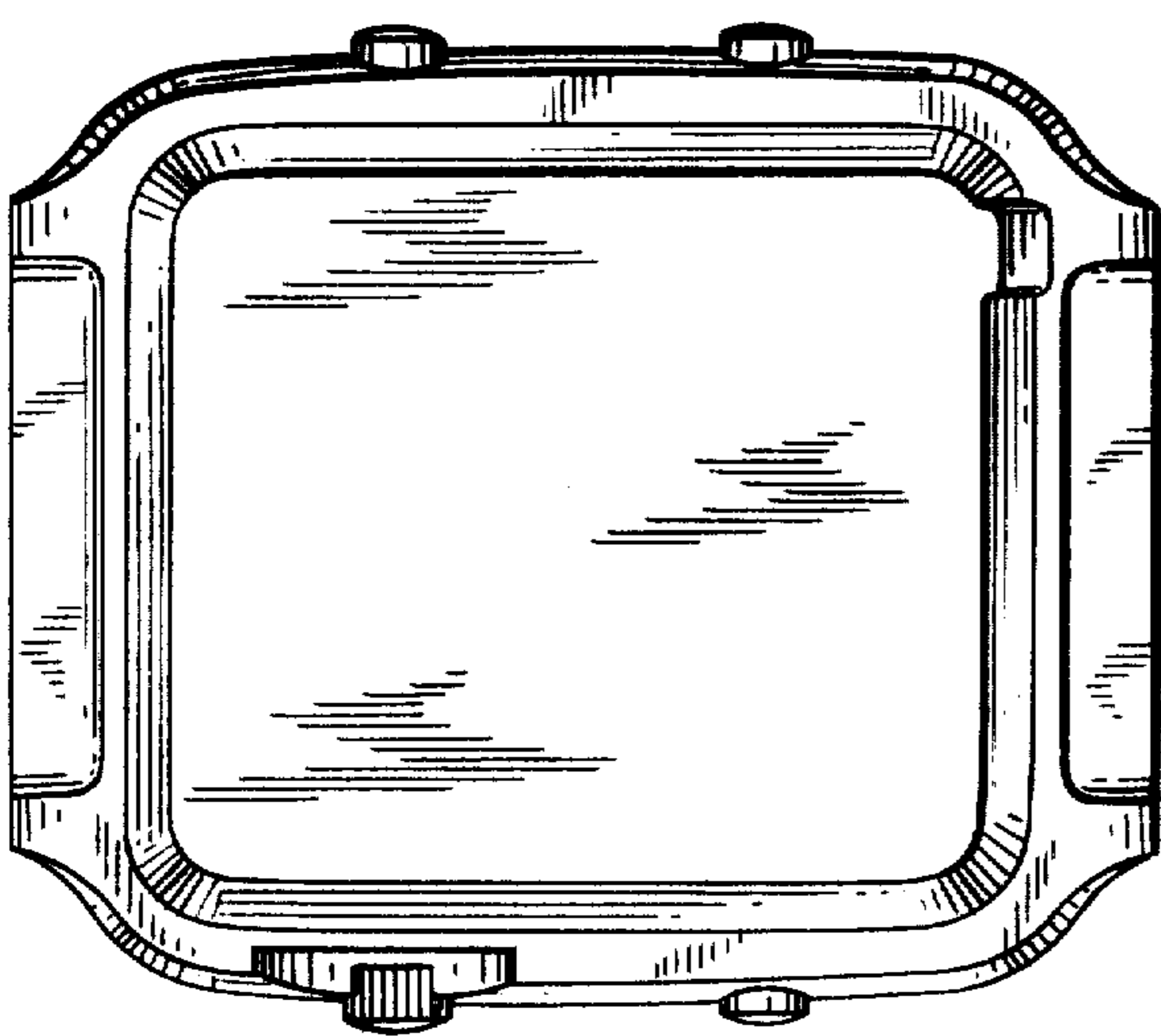


FIG. 7

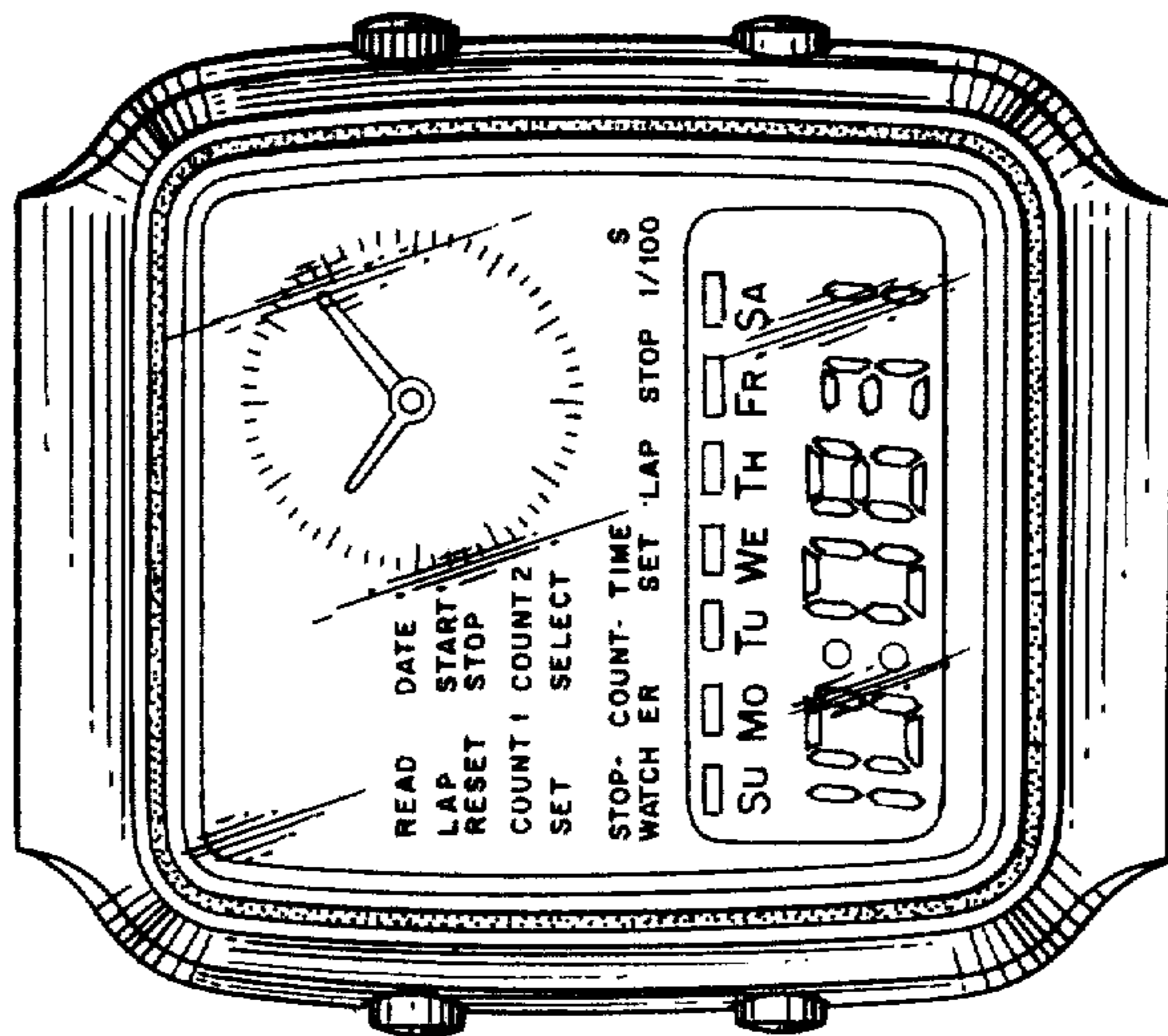


FIG. 6

