

[54] MICRO-WAVE OVEN

[75] Inventors: Masamichi Yamamura, Osaka; Toshio Harada; Michio Tanaka, both of Nara, all of Japan

[73] Assignee: Matsushita Electric Industrial Co., Ltd., Osaka, Japan

[\*\*] Term: 14 Years

[21] Appl. No.: 217,883

[22] Filed: Dec. 18, 1980

[30] Foreign Application Priority Data

Jul. 3, 1980 [JP] Japan ..... 55-26649

[51] Int. Cl. .... D7-02

[52] U.S. Cl. .... D7/351

[58] Field of Search ..... D7/128; 219/10.55; 99/324, 325, 326, 327, 330, 331, 339, 341; 126/1 R, 19 R, 273 R, 275 R; 312/236

[56] References Cited

U.S. PATENT DOCUMENTS

D. 248,606	7/1978	Mori et al. ....	D7/128
D. 248,607	7/1978	Yamamura et al. ....	D7/128
D. 256,210	8/1980	Takahashi et al. ....	D7/128
D. 259,761	7/1981	Yamamura et al. ....	D7/128
D. 261,468	10/1981	Takahashi et al. ....	D7/128
D. 262,088	12/1981	Yamamura et al. ....	D7/128


Primary Examiner—Catherine E. Kemper  
Attorney, Agent, or Firm—Sughrue, Mion, Zinn, Macpeak & Seas

[57] CLAIM


The ornamental design for a micro-wave oven, as shown.

DESCRIPTION

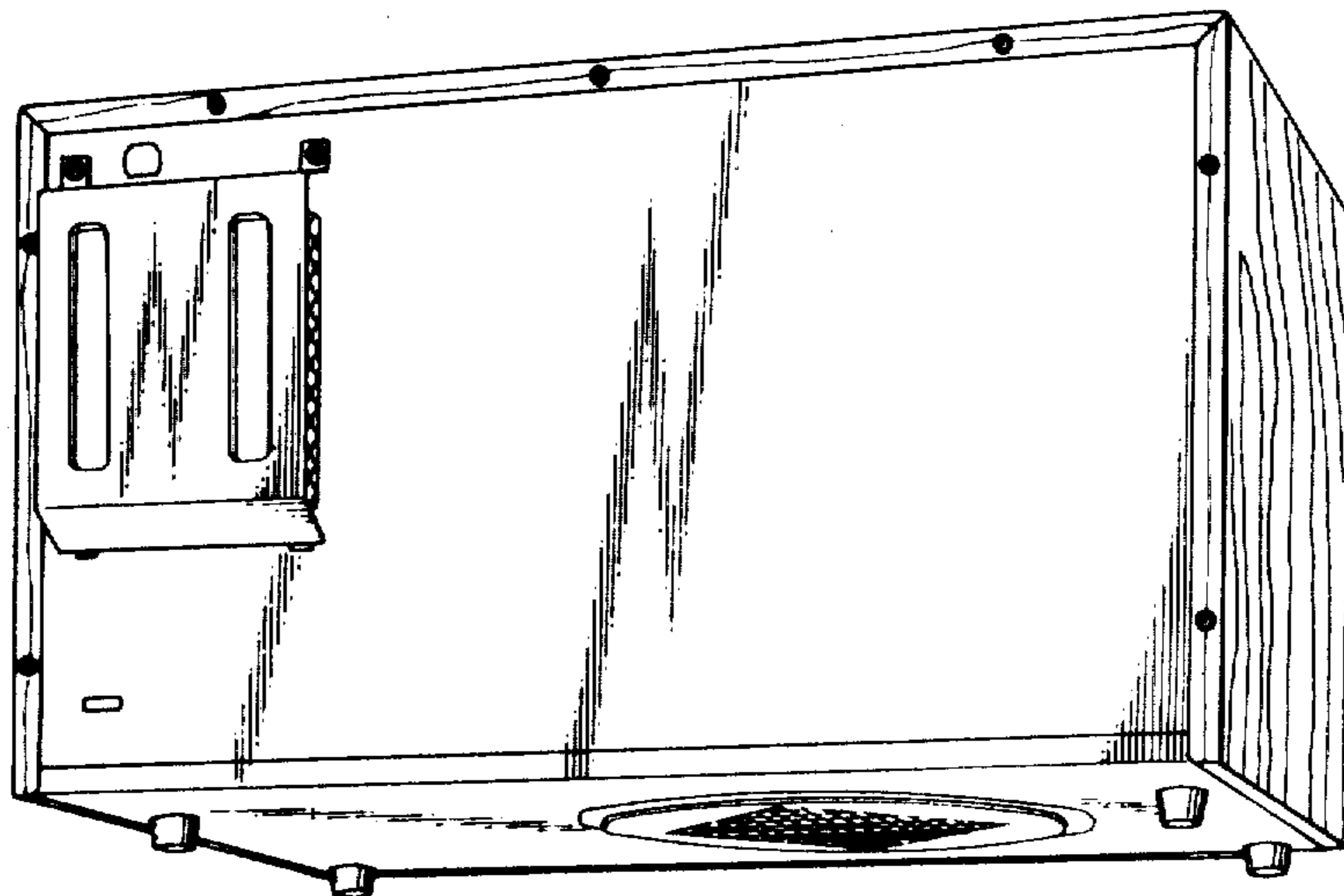
FIG. 1 is a front, top and right side perspective view of a micro-wave oven showing our new design; FIG. 2 is a rear, bottom and left side perspective view thereof; FIG. 3 is a top plan view thereof; and FIG. 4 is a right side elevational view thereof.



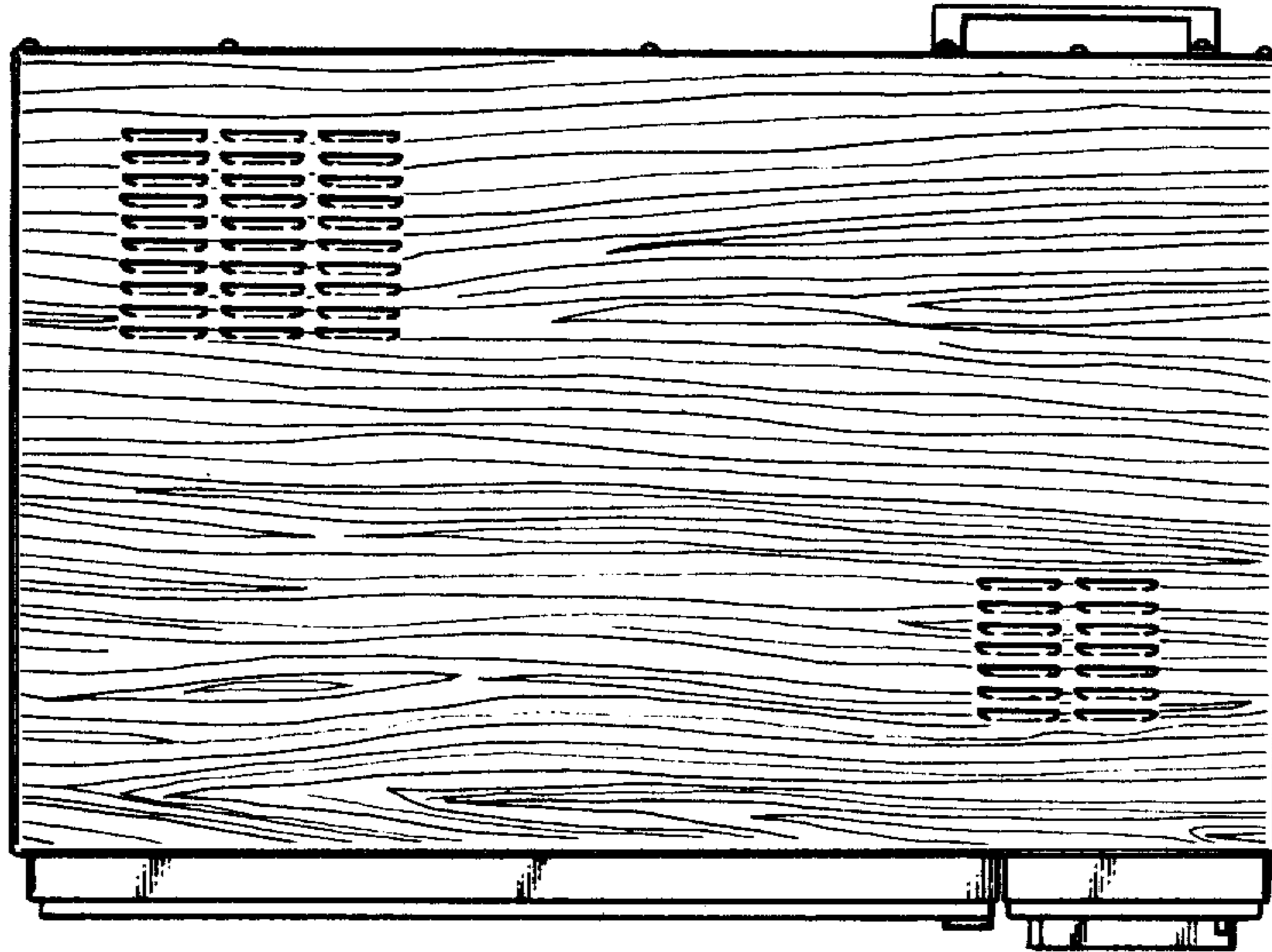
*Fig. 1*



*Fig. 2*



*Fig. 3*



*Fig. 4*

