

[54] PORTABLE COOLER

[75] Inventor: Richard H. Seager, Mystic, Conn.

[73] Assignee: King-Seeley Thermos Co., Norwich, Conn.

[**] Term: 14 Years

[21] Appl. No.: 207,030

[22] Filed: Nov. 14, 1980

[51] Int. Cl. D07-07

[52] U.S. Cl. D7/77; D3/72

[58] Field of Search D7/77, 78, 76; D3/72, D3/73, 30.1, 33

[56] References Cited

U.S. PATENT DOCUMENTS

D. 174,594	4/1955	Reinecke	D3/72
D. 192,538	4/1962	Meyer	D7/77
D. 220,202	3/1971	Brown	D7/77
D. 231,763	6/1974	Roche	D7/77
D. 246,139	10/1977	Landell et al.	D3/72 X
D. 259,232	5/1981	Tarozzi	D7/77 X

Primary Examiner—Winifred E. Herrmann

Attorney, Agent, or Firm—Harness, Dickey & Pierce

[57] CLAIM

The ornamental design for a portable cooler, substantially as shown and described.

DESCRIPTION

FIG. 1 is a front perspective view of a portable cooler showing my new design, with the carrying handle in its folded position.

FIG. 2 is a rear perspective view thereof with the carrying handle in its carrying position.

FIG. 3 is an enlarged bottom plan view thereof.

FIG. 4 is an enlarged top plan view thereof with the carrying handle in its folded position.

FIG. 5 is an enlarged front elevational view thereof with the carrying handle in its folded position.

FIG. 6 is a fragmentary side elevational view, in part similar to FIG. 5, showing the portable cooler as it appears when the handle is in the position shown in FIG. 2.

FIG. 7 is an end elevational view thereof looking at the right-hand end as it appears in FIG. 5.

An end elevational view of the end opposite to FIG. 7 would appear the same as FIG. 7, however, the indentation as shown in FIGS. 1 and 5 would appear.





FIG. 1.

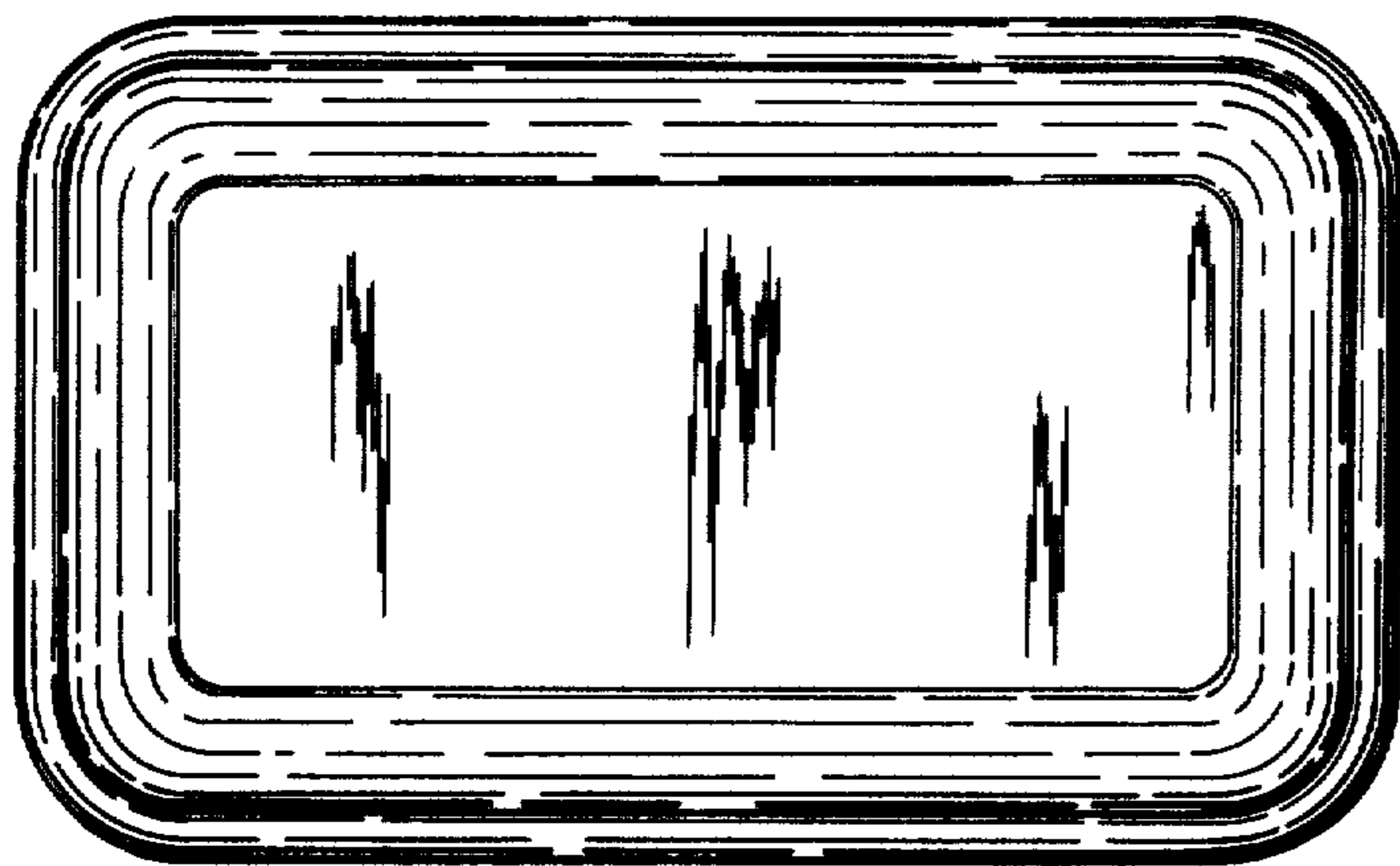



FIG. 2.




FIG. 3.




FIG. 4.

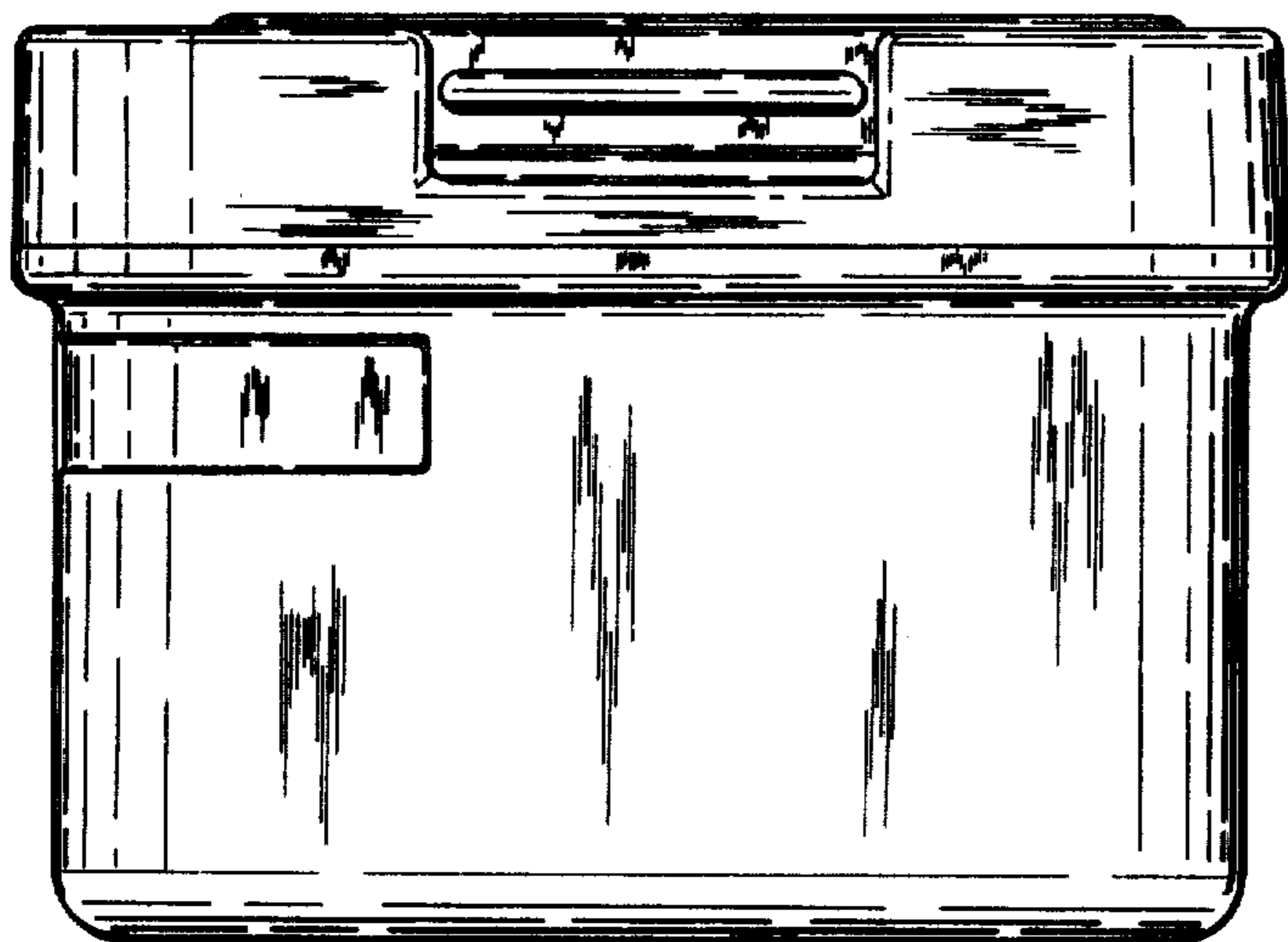



FIG. 5.

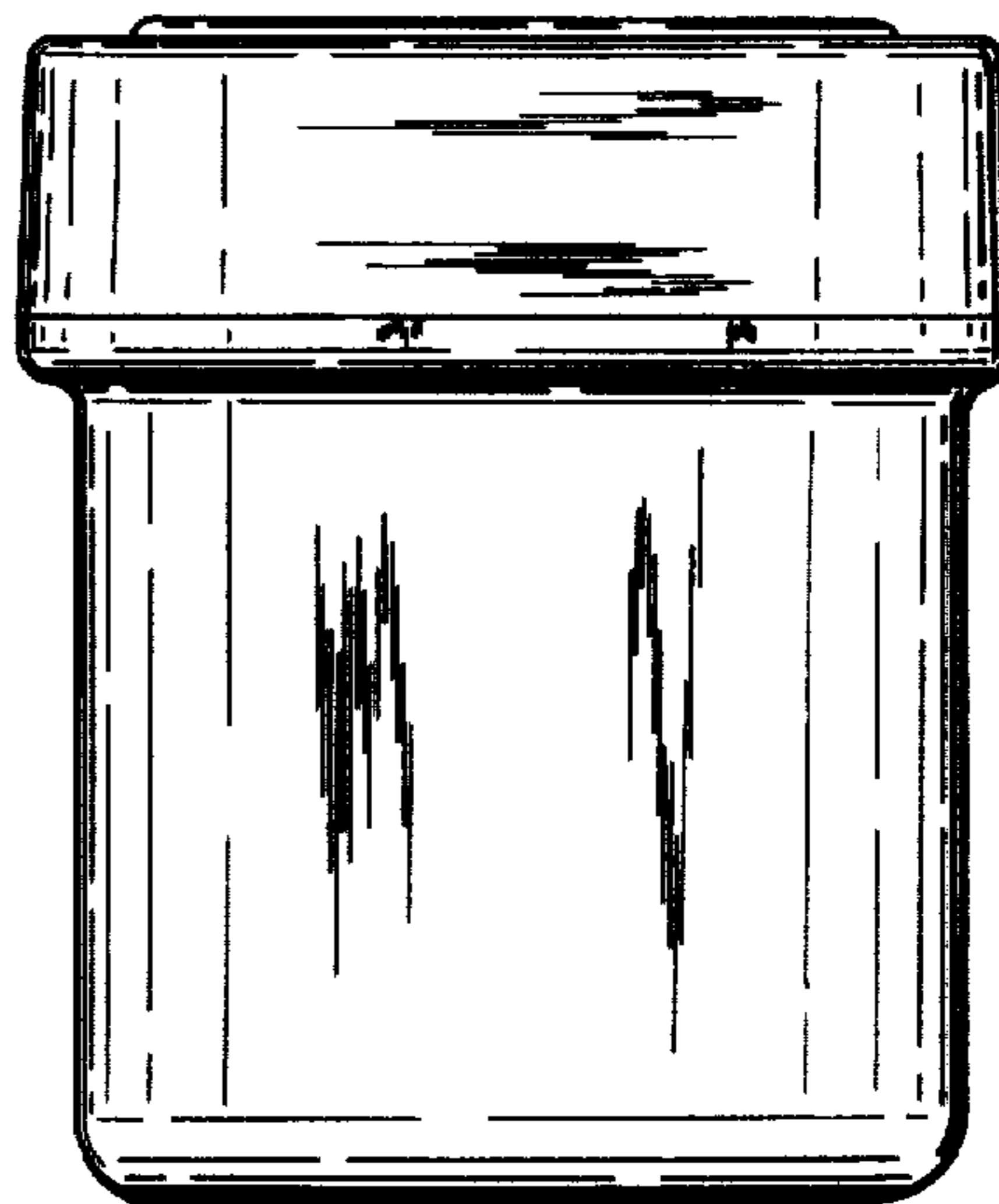


FIG. 7.