

[54] KNIFE

[76] Inventor: Jerome S. Hahn, 94-26 Poinciana Pl., Fort Lauderdale, Fla. 33324

[**] Term: 14 Years

[21] Appl. No.: 179,724

[22] Filed: Aug. 19, 1980

[51] Int. Cl. D07-03

[52] U.S. Cl. D7/151; D7/142; D7/152

[58] Field of Search 30/355; D7/147, 106, D7/151, 152, 142

[56] References Cited

U.S. PATENT DOCUMENTS

| | | | | |
|------------|---------|----------|-------|----------|
| D. 24,386 | 6/1895 | Christy | | D7/151 |
| D. 99,855 | 6/1936 | Coughlan | | D7/151 |
| D. 233,002 | 10/1974 | Bagwell | | D7/147 |
| 1,819,623 | 8/1931 | Rocklin | | 30/355 |
| 2,825,968 | 3/1958 | Baer | | D7/151 X |
| 3,024,533 | 3/1962 | Nitsch | | D7/151 X |

FOREIGN PATENT DOCUMENTS

| | | | | |
|--------|--------|----------------|-------|--------|
| 267006 | 3/1927 | United Kingdom | | 30/355 |
|--------|--------|----------------|-------|--------|

OTHER PUBLICATIONS

Modern Beauty Shop, Mar., 1975, p. 24, Steak Knives adv. by Spilo, Knife shown in center of page.

A Man's World, p. 25, Kitchen Tool Set at top, Ham Slicer Knife, 2nd. end from right.

Primary Examiner—Winifred E. Herrmann
Attorney, Agent, or Firm—Amster, Rothstein & Engelberg

[57] CLAIM

The ornamental design for a knife, substantially as shown and described.

DESCRIPTION

FIG. 1 is a top plan view of a knife of my new design; FIG. 2 is a front elevational view thereof; FIG. 3 is a bottom plan view thereof; FIG. 4 is a rear elevational view thereof; FIG. 5 is a left end elevational view thereof; FIG. 6 is a right end elevational view thereof; FIG. 7 is an enlarged fragmentary sectional elevational view of the knife blade taken substantially along the line 7-7 of FIG. 2 and looking in the direction of the arrows; FIG. 8 is a front elevational view of an alternate embodiment; FIG. 9 is a bottom plan view of the alternate embodiment of FIG. 8; FIG. 10 is a rear elevational view of the alternate embodiment of FIG. 8; and, FIG. 11 is an enlarged fragmentary sectional elevational view of the alternate embodiment of the knife blade taken substantially along the line 11-11 of FIG. 8 and looking in the direction of the arrows. The top plan and left and right end elevational views of the alternate embodiment of the knife of FIGS. 8-11 are substantially identical to FIGS. 1, 5, and 6.

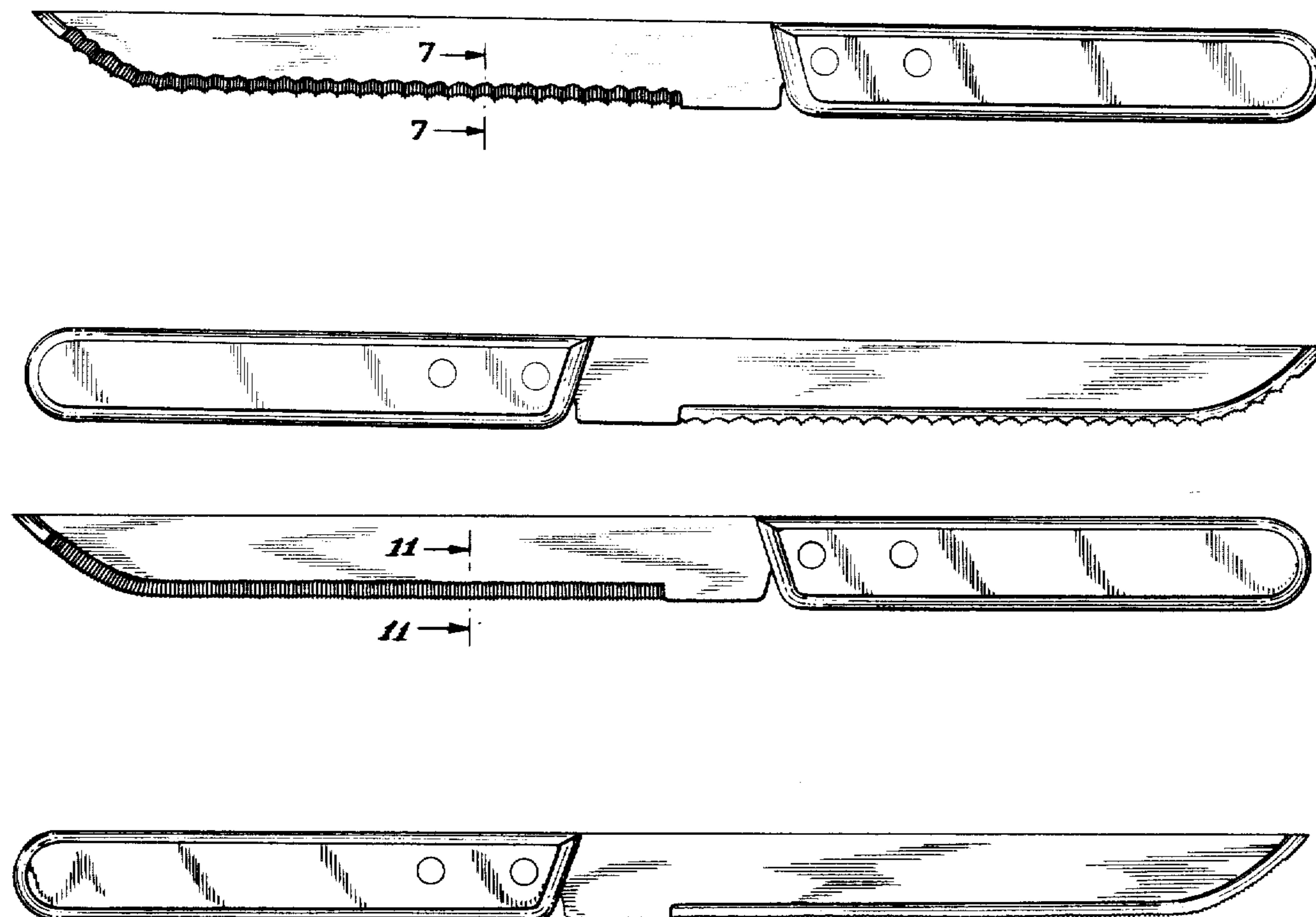


FIG. 1

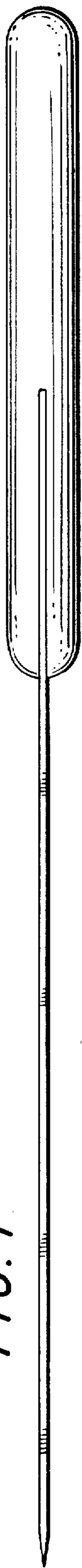


FIG. 2

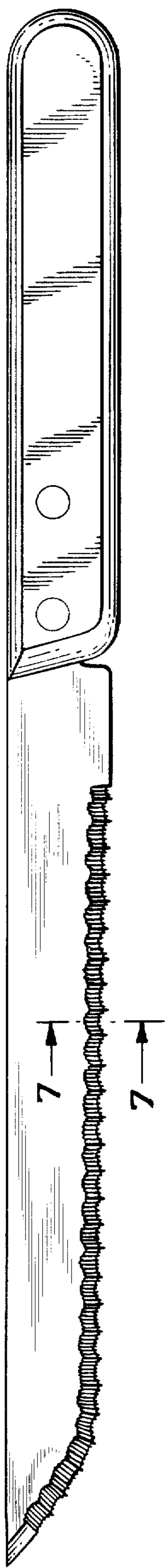


FIG. 3

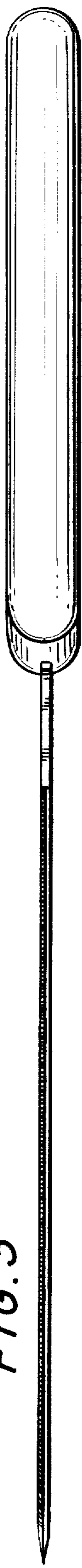


FIG. 4

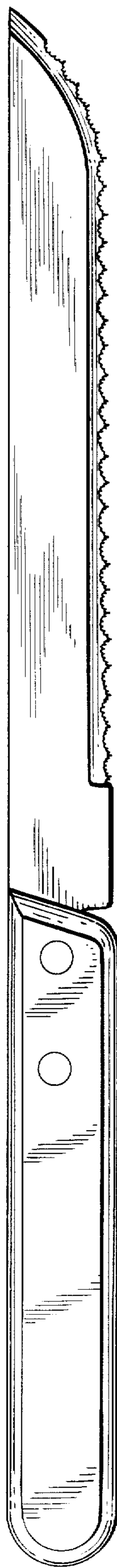


FIG. 5



FIG. 6



FIG. 7

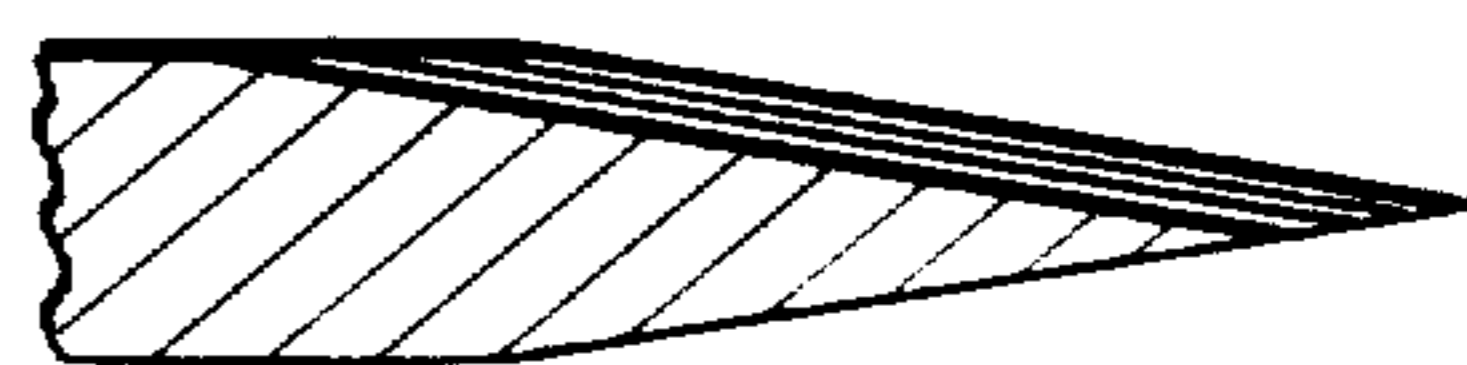


FIG. 8

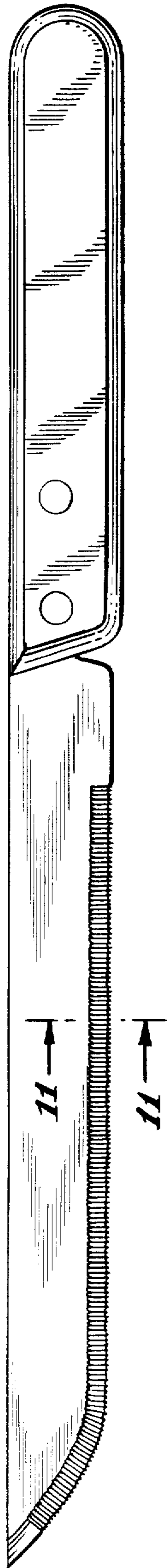


FIG. 9

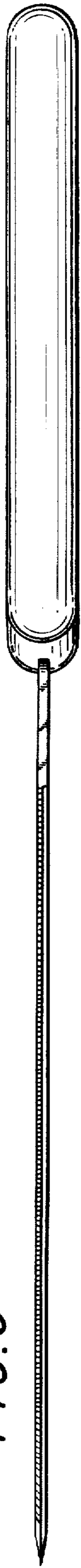


FIG. 10



FIG. 11

