

[54] **OPENABLE DESK AND SHELF COMBINATION UNIT**

[76] Inventor: **Gabriella Crespi**, Via Montenapoleone 2, Milan, Italy

[**] Term: **14 Years**

[21] Appl. No.: **111,223**

[22] Filed: **Jan. 11, 1980**

[30] **Foreign Application Priority Data**

Jul. 12, 1979 [IT] Italy 22091/B-79[U]

[51] Int. Cl. **D06-04**

[52] U.S. Cl. **D6/4; D6/146; D6/161; D6/186**

[58] Field of Search D6/148, 151, 153, 154, D6/158, 159, 160, 161, 162, 163, 164, 165, 166, 167, 168, 169, 170, 171, 181, 186, 144, 37, 4, 146; 312/194, 198, 202

[56] **References Cited**

U.S. PATENT DOCUMENTS

- D. 116,281 8/1939 Dillon D6/144
- D. 201,971 8/1965 Motton D6/158
- D. 215,979 11/1969 Post D6/168

- D. 238,027 12/1975 Lorge D6/144
- 3,469,882 9/1969 Larsen D6/37 X

OTHER PUBLICATIONS

Steel Equipment by Lyon ©1966; p. 6, "Modular Type Benches" right column, second from bottom.
Domus #547, Jun. 1975, p. 42; "Guscio" Container; top left of page.

Primary Examiner—Joel Stearman
Assistant Examiner—Carmen H. Vales
Attorney, Agent, or Firm—Holman & Stern

[57] **CLAIM**

The ornamental design for an openable desk and shelf combination unit, as shown and described.

DESCRIPTION

FIG. 1 is a front elevational view of an openable desk and shelf combination unit showing my new design; FIG. 2 is a top plan view thereof; FIG. 3 is a front elevational view in closed position the rear elevational view being a mirror image thereof; FIG. 4 is a top plan view thereof; FIG. 5 is a left side elevational view thereof, the right side being a mirror image thereof; and FIG. 6 is a bottom plan view thereof.

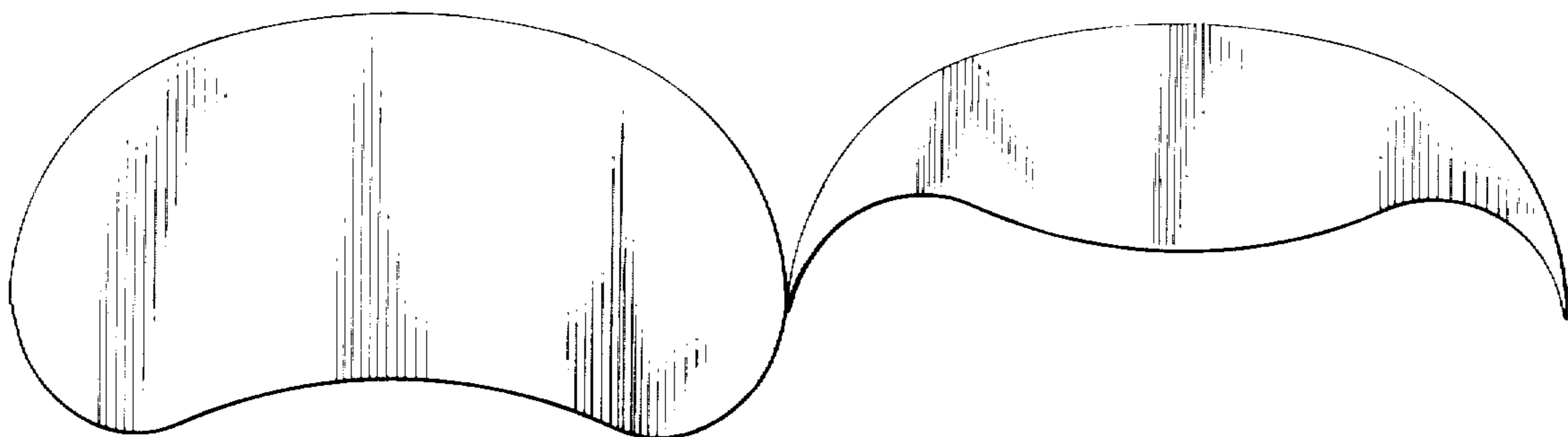
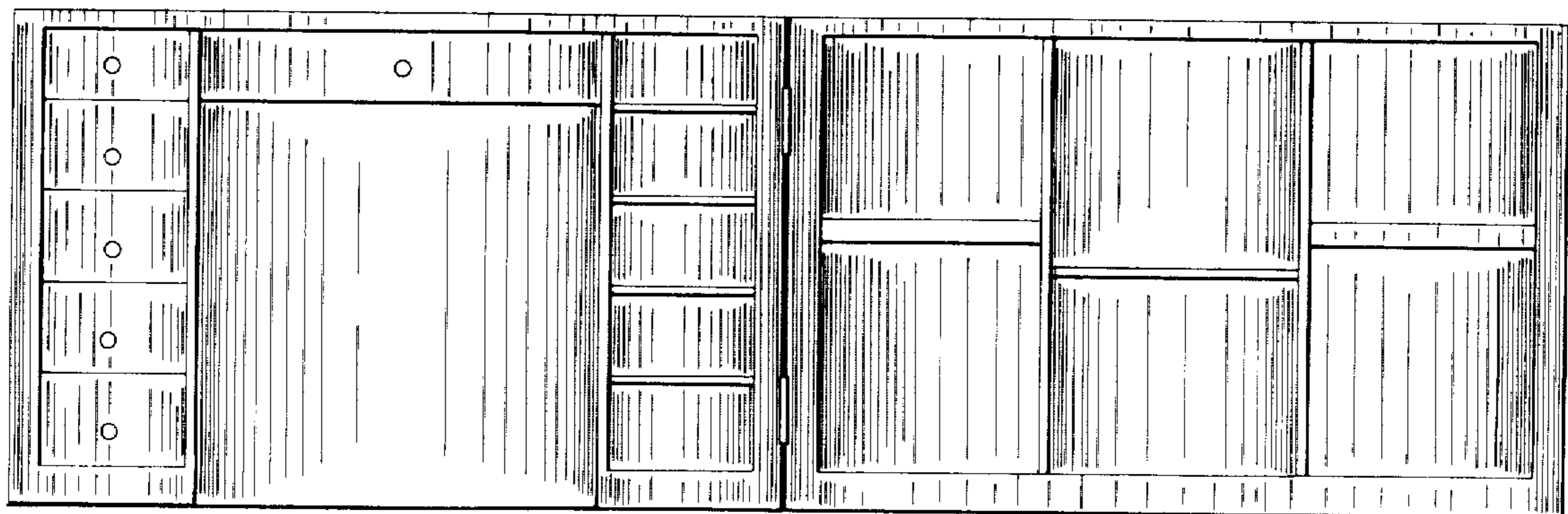


Fig. 1




Fig. 2

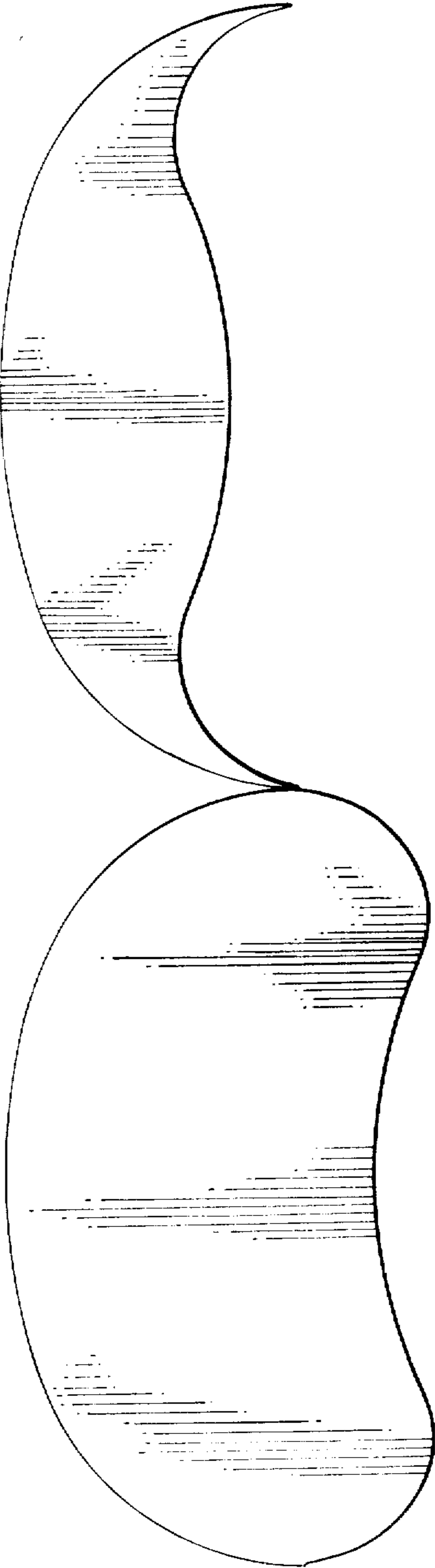


Fig.3




Fig.4

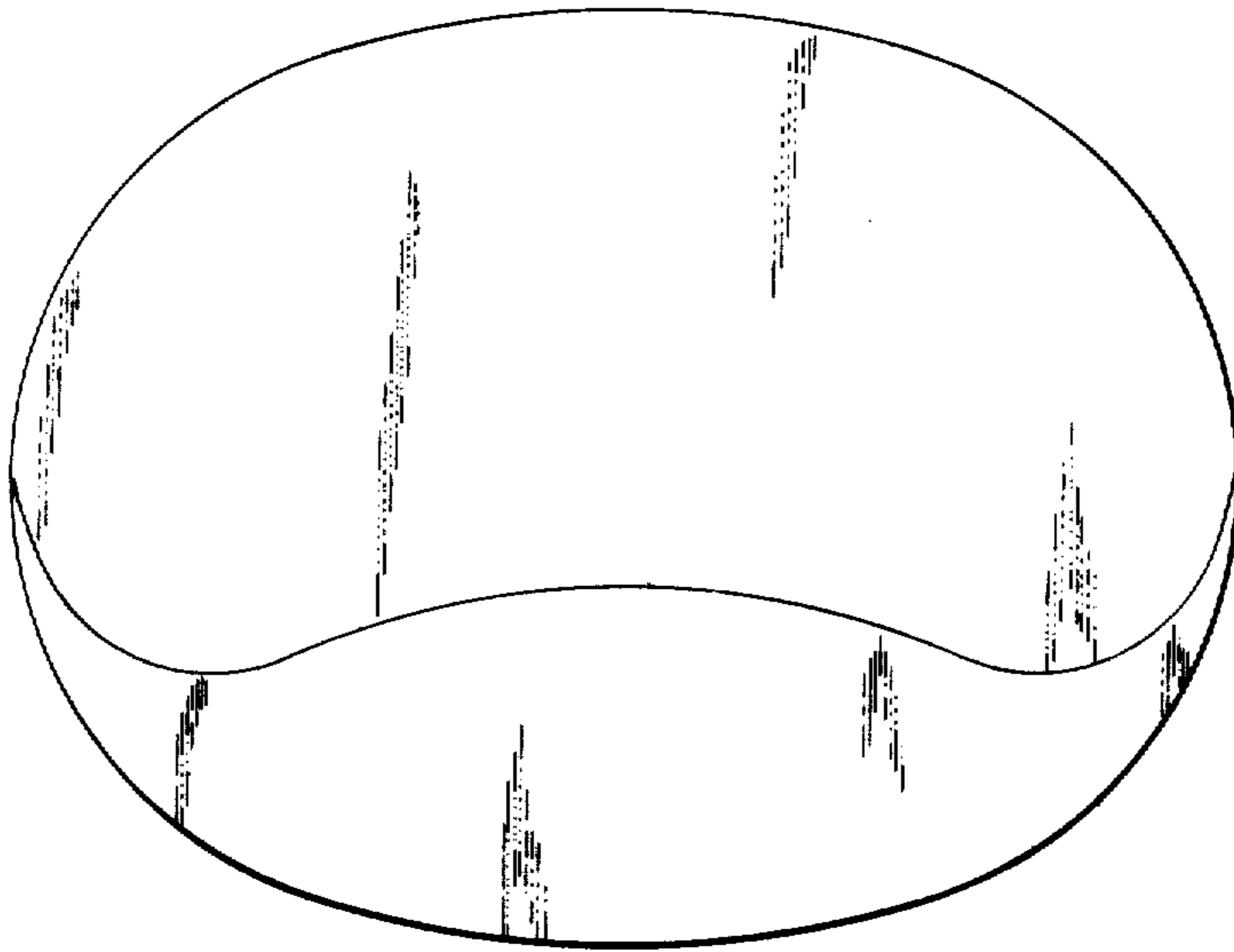


Fig. 5




Fig. 6

