

[54] **ILLUMINATED WHISTLE**

[76] **Inventor:** Dietmar Nagel, 147 South Rd.,
Chester, N.J. 07930

[**] **Term:** 14 Years

[21] **Appl. No.:** 142,419

[22] **Filed:** Apr. 21, 1980

[51] **Int. Cl.** **D10-06**
[52] **U.S. Cl.** **D10/119**
[58] **Field of Search** D10/116, 119; D26/38;
D21/64; 46/174, 175, 177, 178, 179, 180, 226;
116/137 R, 112, 67

[56] **References Cited**

U.S. PATENT DOCUMENTS

D. 184,293 1/1959 Schwartz D10/119
D. 192,098 1/1962 Bautsch D26/38
1,930,504 10/1933 Benjafield 46/174 X

Primary Examiner—Susan J. Lucas
Attorney, Agent, or Firm—Jay L. Chaskin

[57] **CLAIM**

The ornamental design for an illuminated whistle, as shown.

DESCRIPTION

FIG. 1 is a top plan view of an illuminated whistle showing my new design;
FIG. 2 is a side elevational view thereof;
FIG. 3 is a left end elevational view thereof; and
FIG. 4 is a right end elevational view thereof.
The oblique line shading in the figures is intended to indicate transparent and translucent features.




Fig. 1.




Fig. 2.

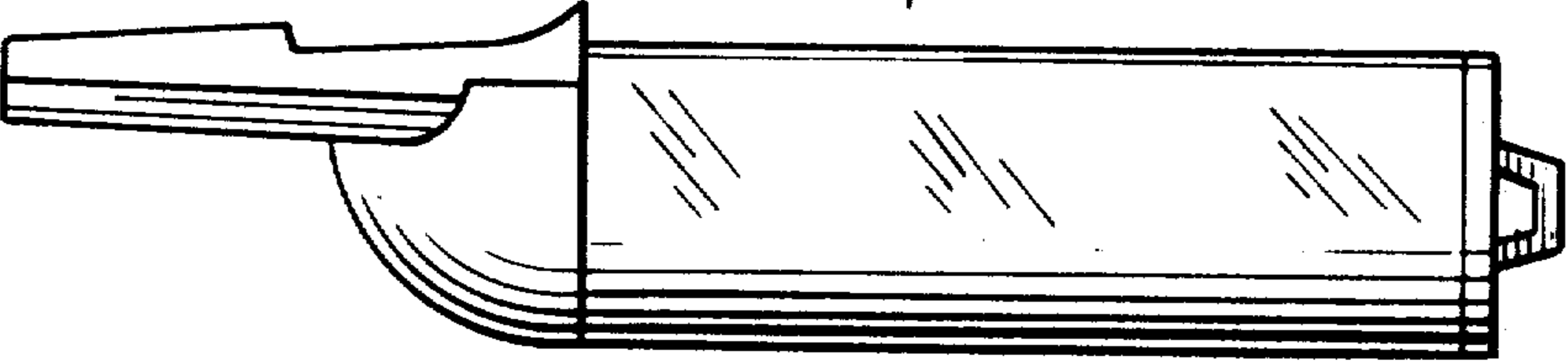


Fig. 3.

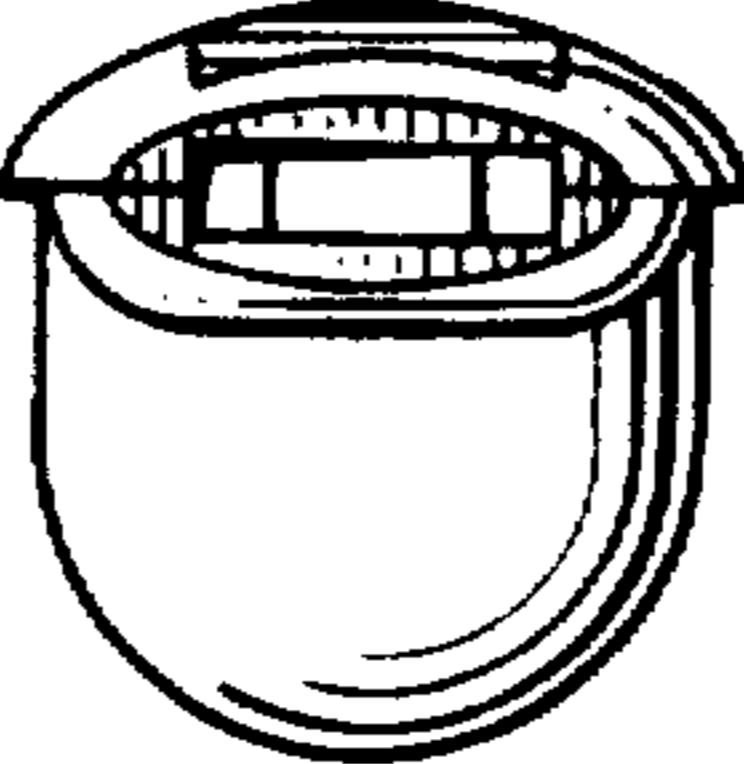


Fig. 4.

