

- [54] CASE FOR SPINNING ROD AND ACCESSORIES
- [76] Inventor: Kent A. Schroeder, 419 W. 31st St., Kearney, Nebr. 68847
- [**] Term: 14 Years
- [21] Appl. No.: 205,930
- [22] Filed: Nov. 12, 1980
- [51] Int. Cl. D3—02
- [52] U.S. Cl. D3/38; D3/71
- [58] Field of Search D3/36–38, D3/71, 30.1; 150/52 R; 206/315 R; 43/26
- [56] References Cited
- U.S. PATENT DOCUMENTS
- D. 160,520 10/1950 Mowat D3/38
- D. 248,253 6/1978 Sugimoto D3/38

| | | | |
|-----------|--------|---------------------|----------|
| 3,191,652 | 6/1965 | Benson et al. | 150/52 R |
| 3,865,166 | 2/1975 | Pedro | 152/52 R |
| 4,196,762 | 4/1980 | Goodwin et al. | D3/36 |

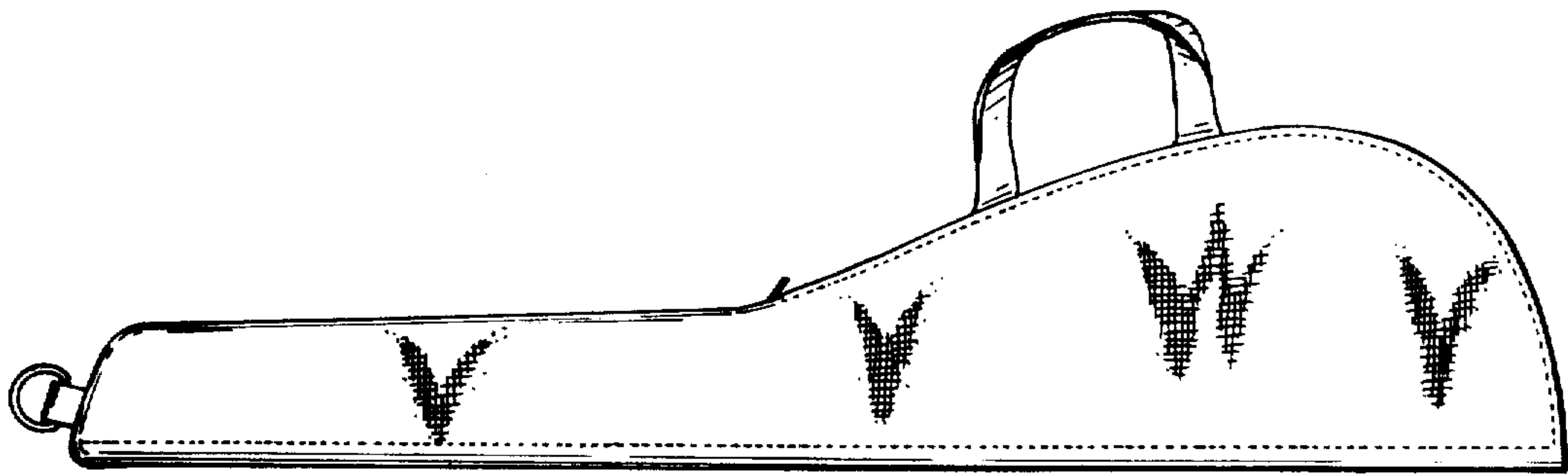
Primary Examiner—George P. Word
Attorney, Agent, or Firm—Zarley, McKee, Thomte, Voorhees & Sease

[57] CLAIM

The ornamental design for a case for spinning rod and accessories, as shown and described.

DESCRIPTION

FIG. 1 is a perspective view of a case for spinning rod and accessories showing my new design;
FIG. 2 is a top plan view thereof;
FIG. 3 is a right side elevational view, the opposite side being a mirror image thereof;
FIG. 4 is a front elevational view thereof;
FIG. 5 is a rear elevational view thereof; and
FIG. 6 is a bottom plan view thereof.






Fig. 1



Fig. 2

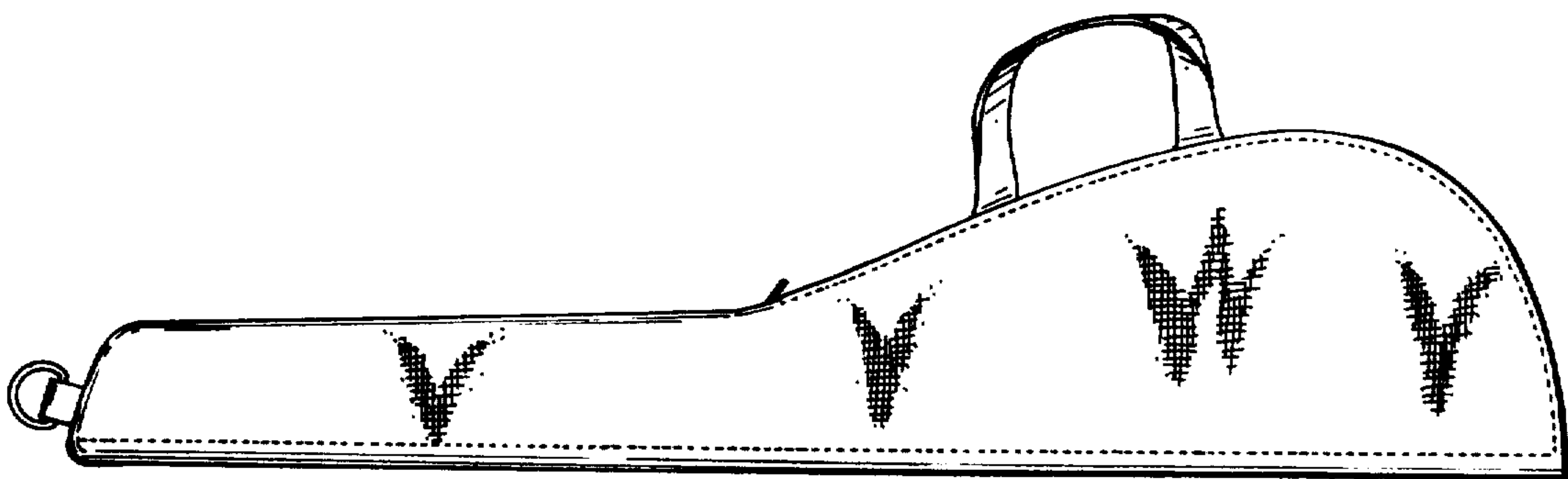


Fig. 3



Fig. 4



Fig. 5



Fig. 6