

[54] CREMATION URN

- [75] Inventor: **David E. Krech**, Inver Grove Heights, Minn.
- [73] Assignee: **DeKrech Enterprises, Inc.**, Inver Grove Heights, Minn.
- [\*\*] Term: **14 Years**
- [21] Appl. No.: **83,964**
- [22] Filed: **Oct. 11, 1979**
- [51] Int. Cl. .... **D31-00**
- [52] U.S. Cl. .... **D99/5; D9/335; D9/392; D11/153**
- [58] Field of Search .... **D99/1, 5, 8; D9/335, D9/392, 395, 388; D11/152-154, 139; 27/1**

[56] **References Cited**

**U.S. PATENT DOCUMENTS**

- D. 203,191 12/1965 Kaplan ..... D99/5 X
- D. 240,504 7/1976 Hayes ..... D9/392
- D. 246,770 12/1977 Ditto ..... D11/139

**OTHER PUBLICATIONS**

*Rochester Cremation Urns*, Form No. 123-5M-820-H, p. 19-Urn No. 30.

*Casket & Sunnyside*, 2/77, p. 13-Urn at top right.

Primary Examiner—Louis S. Zarfas

Attorney, Agent, or Firm—Merchant, Gould, Smith, Edell, Welter & Schmidt

[57] **CLAIM**

The ornamental design for a cremation urn, as shown and described.

**DESCRIPTION**

FIG. 1 is a front elevational view of a cremation urn showing my new design;

FIG. 2 is a right side elevational view of the cremation urn disclosed in FIG. 1;

FIG. 3 is a rear elevational view of the cremation urn disclosed in FIG. 1;

FIG. 4 is a view in top plan of the cremation urn disclosed in FIG. 1; and

FIG. 5 is a view in bottom plan of the cremation urn disclosed in FIG. 1.



FIG. 1



FIG. 2




FIG. 4

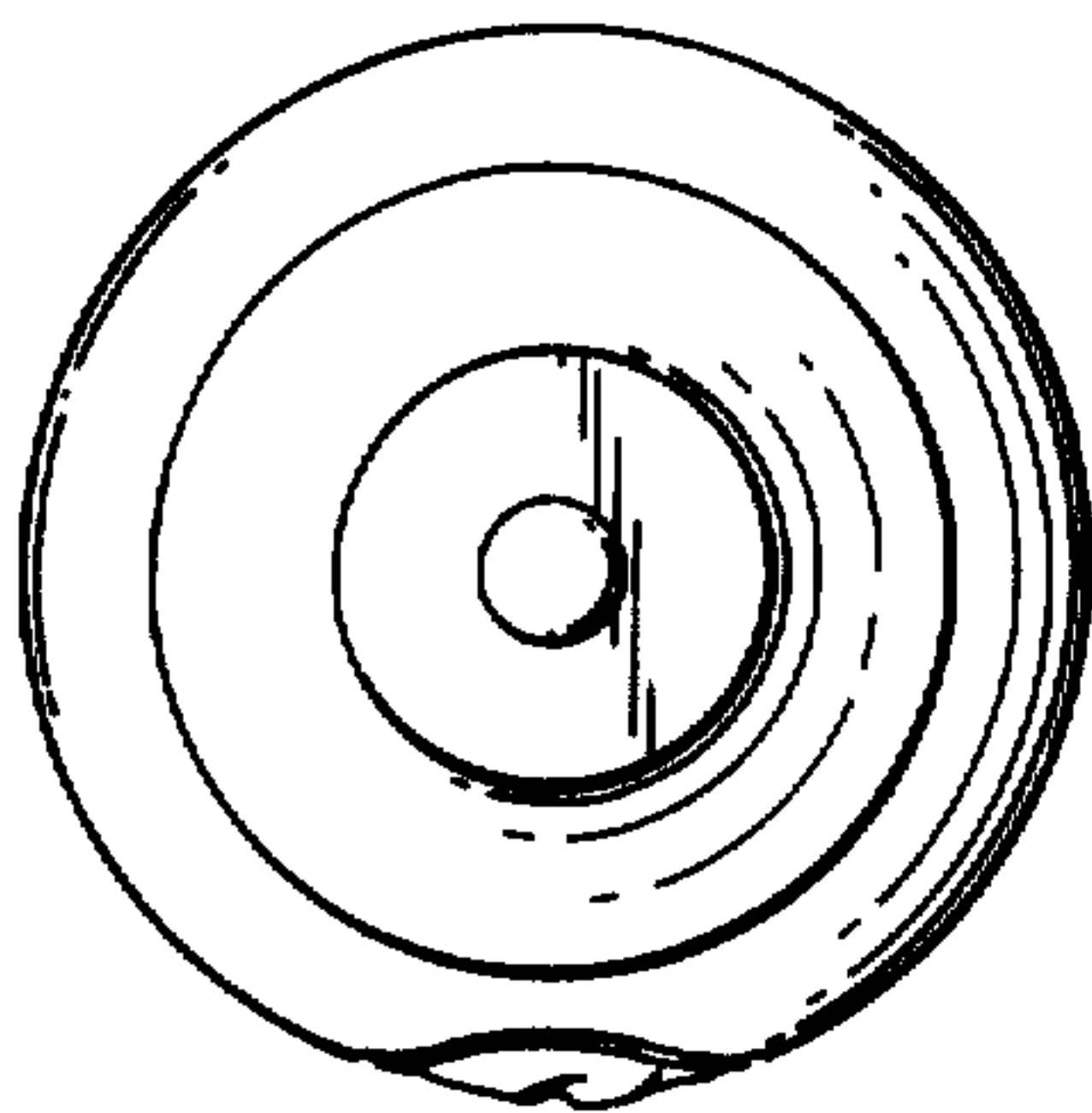


FIG. 3

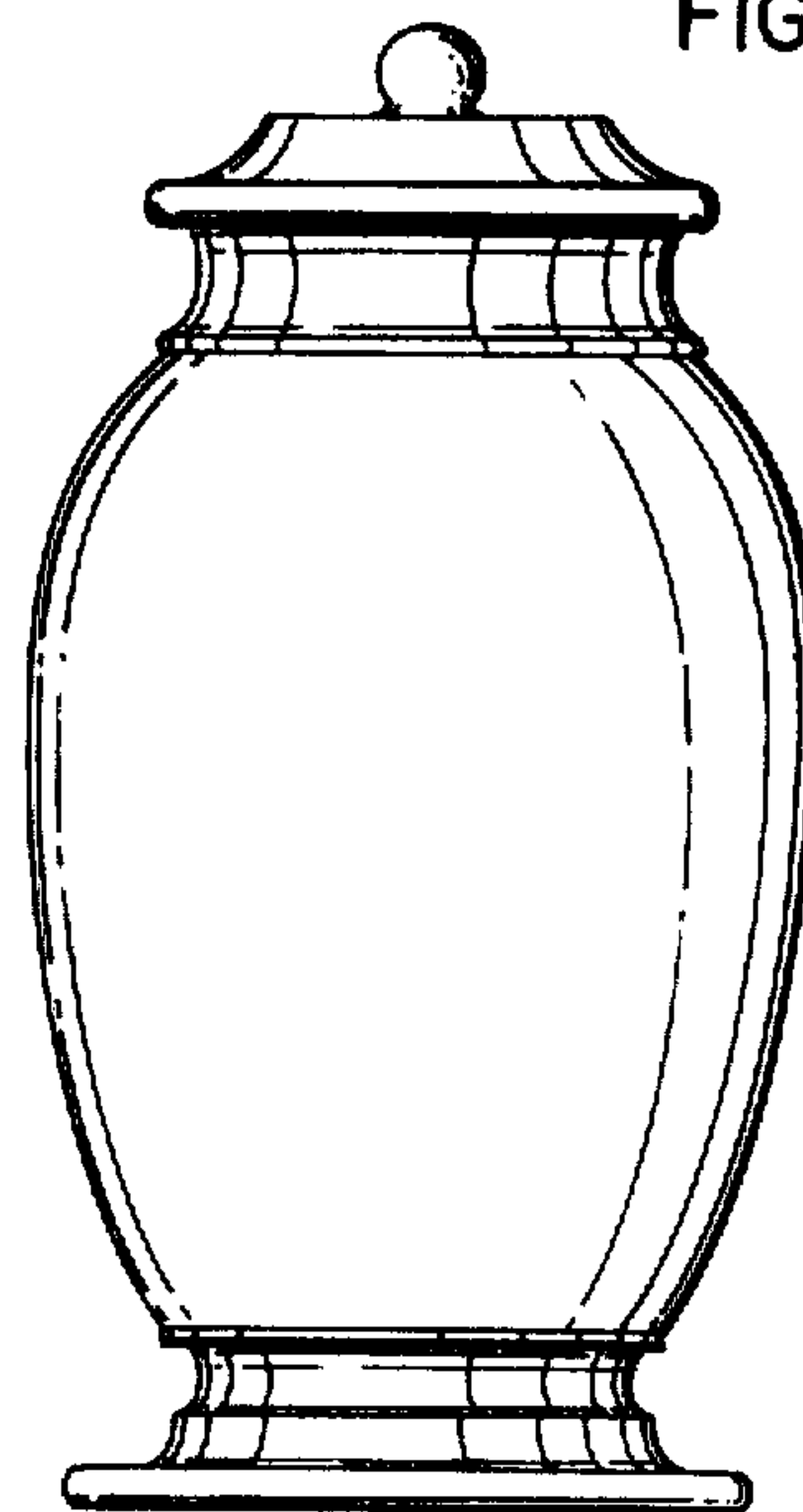


FIG. 5

