

- [54] FLOOR PANEL FOR A PIG SHED
- [75] Inventor: Franz Bartscher, Geseke/Westf.,
Fed. Rep. of Germany
- [73] Assignee: Josef Schonlau Maschinenfabrik u.
Eisengiesserei, Fed. Rep. of
Germany
- [**] Term: 14 Years
- [21] Appl. No.: 134,762
- [22] Filed: Mar. 28, 1980
- [51] Int. Cl. D30—02
- [52] U.S. Cl. D30/2; D25/90
- [58] Field of Search D30/1, 2, 99; D25/87,
D25/88, 89, 90; 119/28

[56] References Cited
U.S. PATENT DOCUMENTS

D. 183,574	9/1958	Liskey, Jr.	D25/90
D. 207,993	6/1967	Bogan, Jr.	D25/90
D. 241,297	9/1976	Maslow	D25/90
D. 246,388	11/1977	Shivvers	D25/90
D. 253,968	1/1980	Bogan, Jr.	D25/90
625,869	5/1899	Buckley	D25/90 X
3,039,575	6/1962	Graham	D25/90 X

3,633,548	1/1972	Kepple	119/28
3,921,350	11/1975	Van Schoyck	119/28
4,176,622	12/1979	Wolf	119/28
4,182,271	1/1980	Dodge et al.	119/28

FOREIGN PATENT DOCUMENTS

17929	10/1980	European Pat. Off.	119/28
2806341	9/1979	Fed. Rep. of Germany	119/28


Primary Examiner—James R. Largen
Attorney, Agent, or Firm—McGlew and Tuttle

[57] CLAIM

The ornamental design for a floor panel for a pig shed,
as shown and described.

DESCRIPTION

FIG. 1 is a top plan view of a floor panel for a pig shed
showing my new design;
FIG. 2 is an elevational view taken from one side
thereof, the opposite side being the same as the side
shown;
FIG. 3 is an elevational view taken from one end
thereof, the opposite end being the same as the end
shown;
FIG. 4 is a bottom plan view thereof; and
FIG. 5 is an enlarged fragmentary perspective view
thereof.






FIG.1



FIG.2

FIG.3

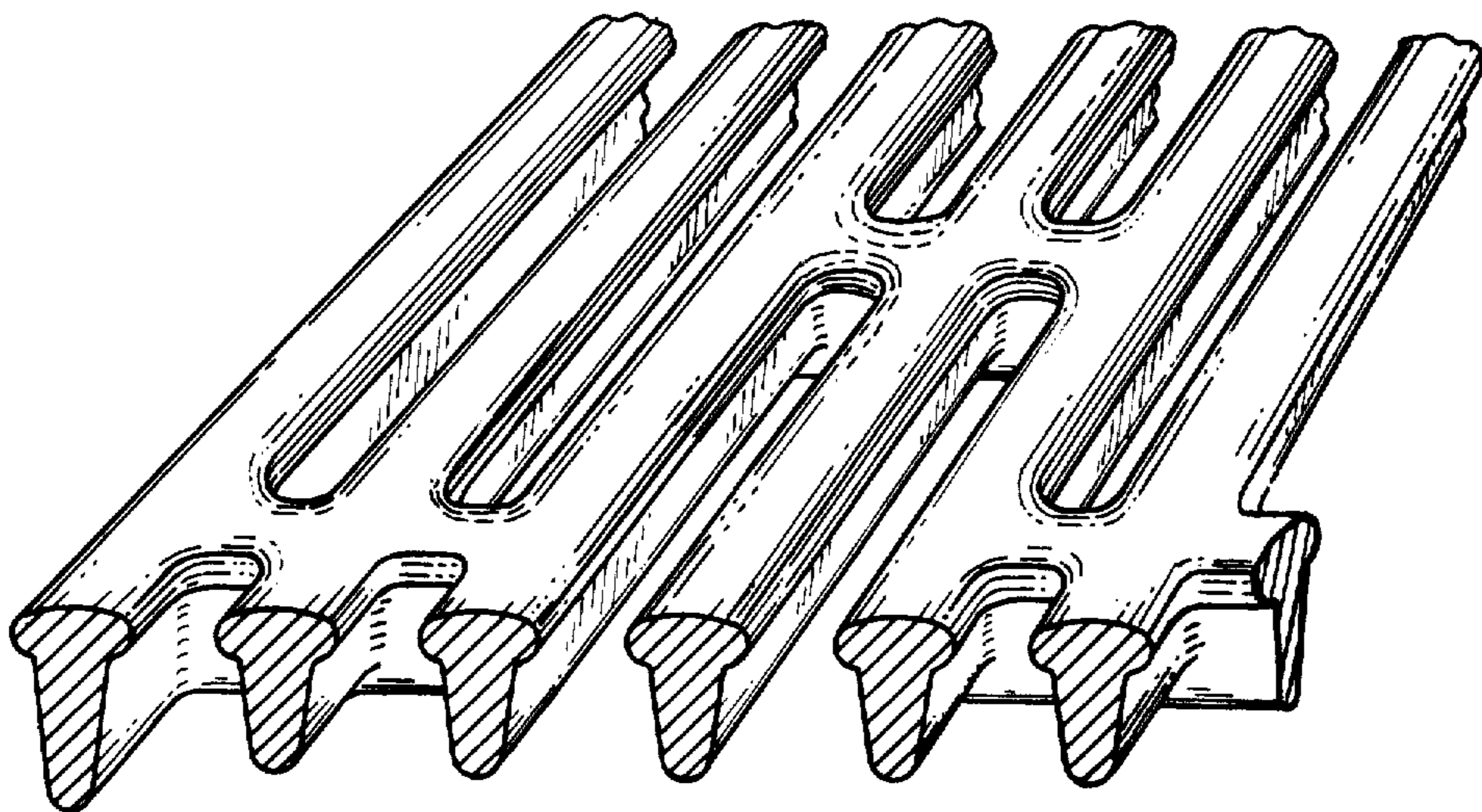


FIG.5




FIG. 4