

[54] COVER FOR AUTOMOBILE AUXILIARY LIGHT

[75] Inventor: Yoshikazu Suzuki, Yokohama, Japan  
[73] Assignee: Ushio Denki Kabushiki Kaisha, Tokyo, Japan  
[\*\*] Term: 14 Years  
[21] Appl. No.: 161,564  
[22] Filed: Jun. 20, 1980

[51] Int. Cl. .... D26—06; D26—05  
[52] U.S. Cl. .... D26/139; D26/118  
[58] Field of Search ..... D26/24, 28, 29, 30, D26/31, 34, 35, 36, 139, 118, 119; 362/61, 235, 250, 307, 310, 311, 341, 362, 363, 359, 369, 418, 419, 427, 457

[56] References Cited  
U.S. PATENT DOCUMENTS

D. 258,692 3/1981 Ozeki ..... D26/28  
1,445,399 2/1923 Kilfoyle ..... 362/359 X

2,713,114 7/1955 Boyd ..... 362/359  
FOREIGN PATENT DOCUMENTS  
1334855 10/1973 United Kingdom ..... 362/359

Primary Examiner—Susan J. Lucas  
Attorney, Agent, or Firm—McCormick, Paulding & Huber

[57] CLAIM

The ornamental design for cover for automobile auxiliary light, substantially as shown and described.

DESCRIPTION

FIG. 1 is a plan view of a cover for automobile auxiliary light showing my new design;  
FIG. 2 is a front elevational view thereof;  
FIG. 3 is a right side view thereof;  
FIG. 4 is a bottom view thereof;  
FIG. 5 is a rear elevational view thereof;  
FIG. 6 is a side view thereof, the light being shown in broken lines for illustrative purposes only; and  
FIG. 7 is a perspective view thereof.




FIG. 1




FIG. 2




FIG. 3




FIG. 4

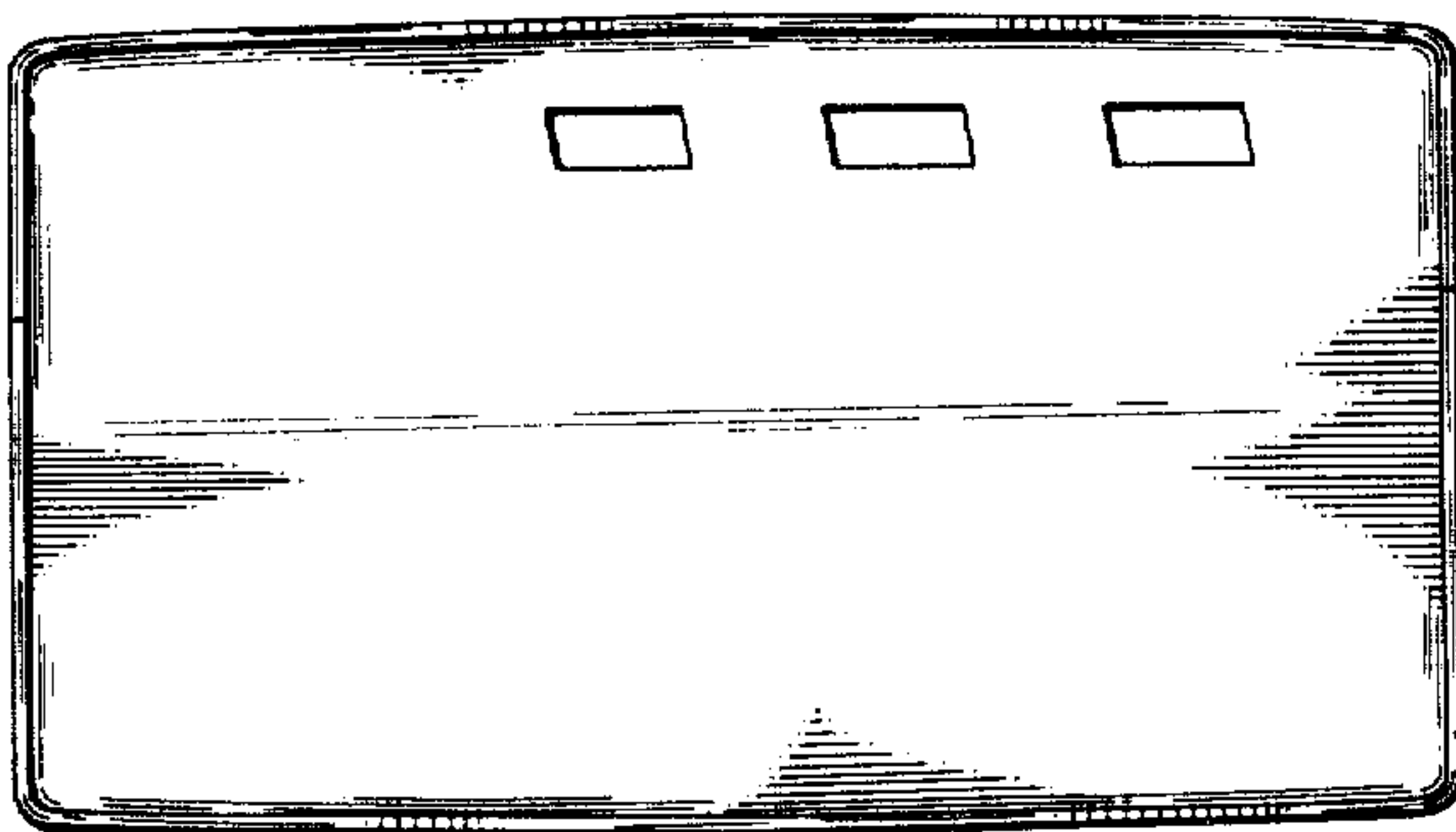


FIG. 5




FIG. 6

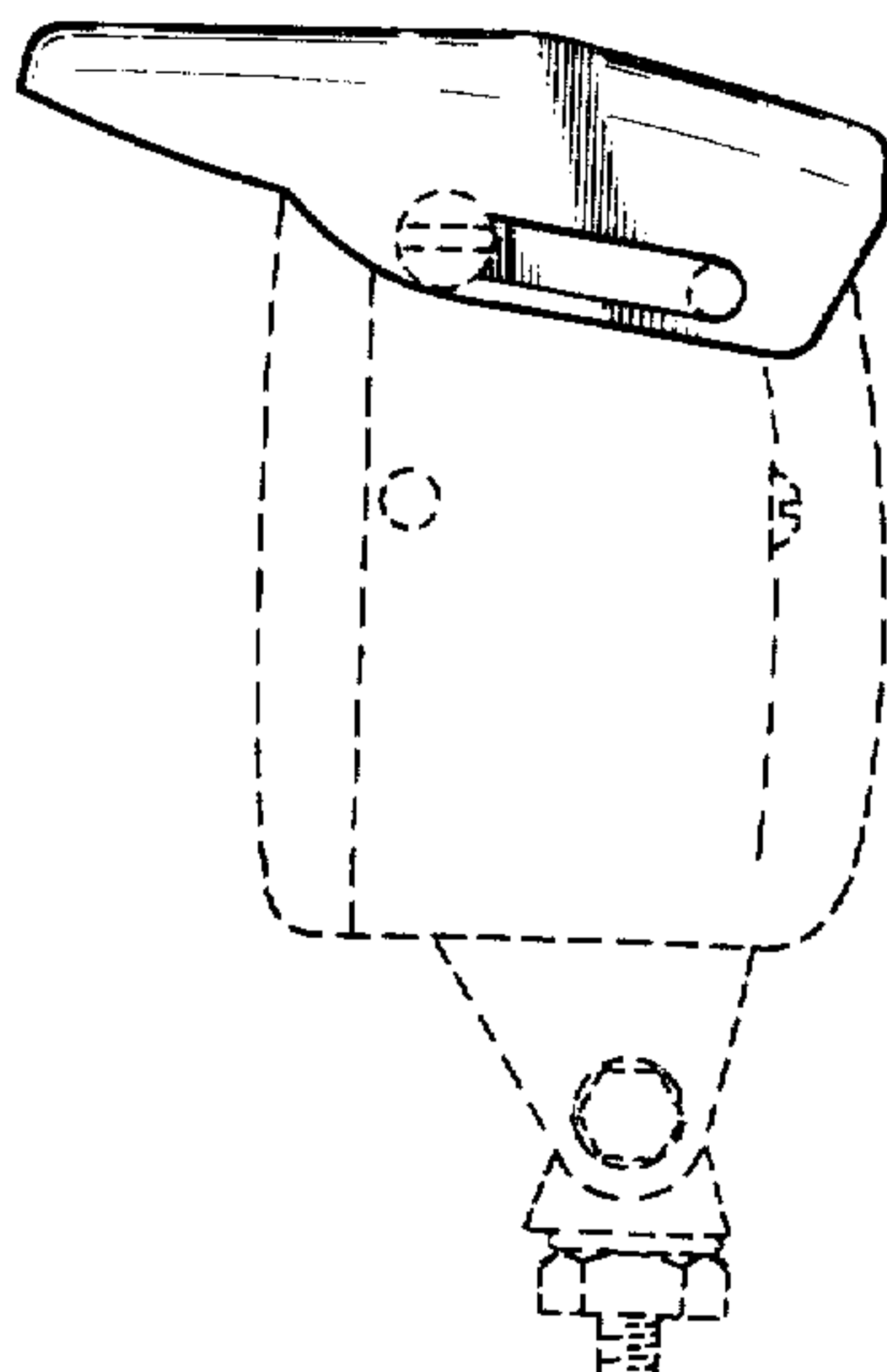


FIG. 7

