

[54] CUVETTE HOUSING

[75] Inventors: Saul R. Gilford, Oberlin; Robert J. Emary, Wakeman, both of Ohio

[73] Assignee: Gilford Instrument Laboratories, Inc., Oberlin, Ohio

[\*\*] Term: 14 Years

[21] Appl. No.: 958,117

[22] Filed: Nov. 6, 1978

[51] Int. Cl. .... D24—02  
[52] U.S. Cl. .... D24/31; D24/8; D24/21; D24/17  
[58] Field of Search ..... 356/246; D24/7, 8, 21, D24/17, 22, 29, 31, 32

[56] References Cited  
U.S. PATENT DOCUMENTS

D. 242,154 11/1976 Goy ..... D24/21  
D. 252,157 6/1979 Kronish et al. .... D24/21

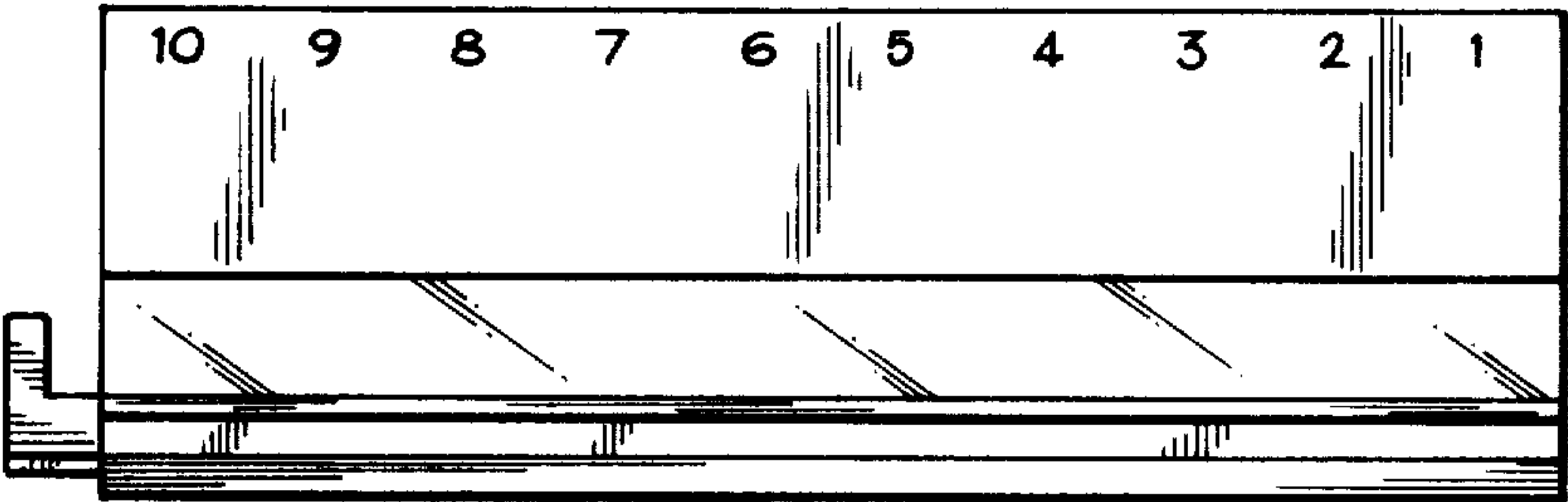

Primary Examiner—Sam Rosen  
Attorney, Agent, or Firm—Baldwin, Egan, Walling & Fetzer

[57] CLAIM

The ornamental design for a cuvette housing, substantially as shown and described.

DESCRIPTION

FIG. 1 is a top plan view of a cuvette housing embodying my new design;  
FIG. 2 is a side elevational view thereof;  
FIG. 3 is a bottom plan view thereof;  
FIG. 4 is a rear end elevational view thereof; and  
FIG. 5 is a front end elevational view thereof.  
The portions shown in broken lines in FIG. 1 are cuvettes, conventional in the art and do not form part of the claimed design.






Fig. 1




Fig. 5

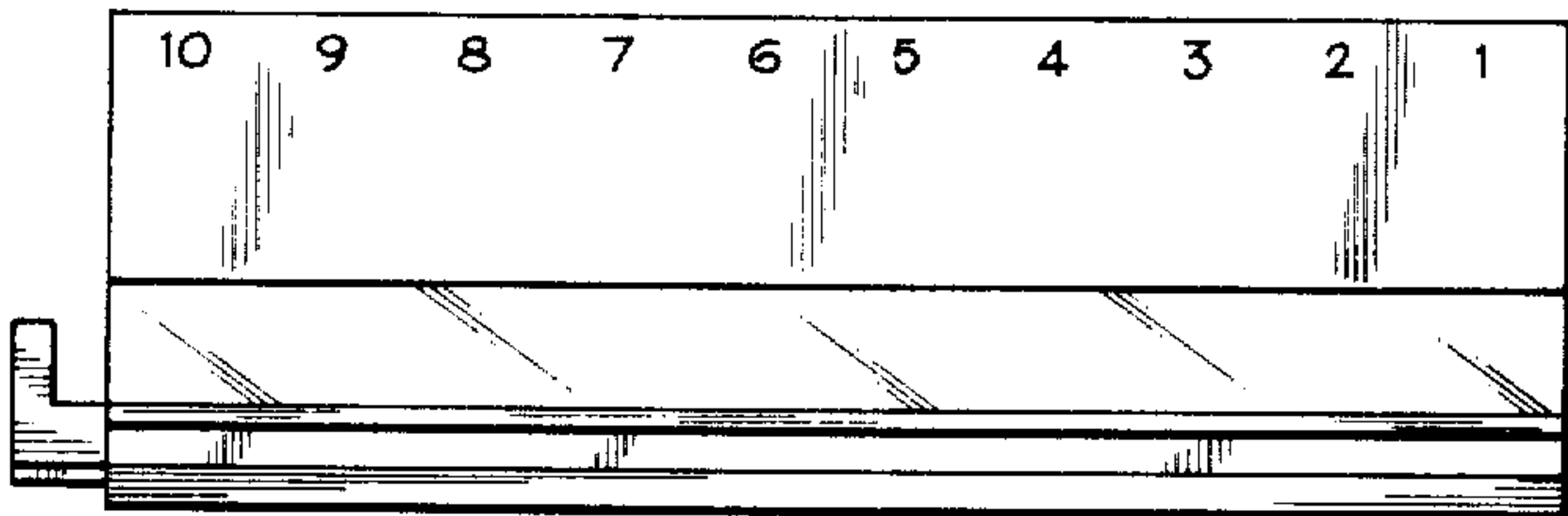


Fig. 2




Fig. 4

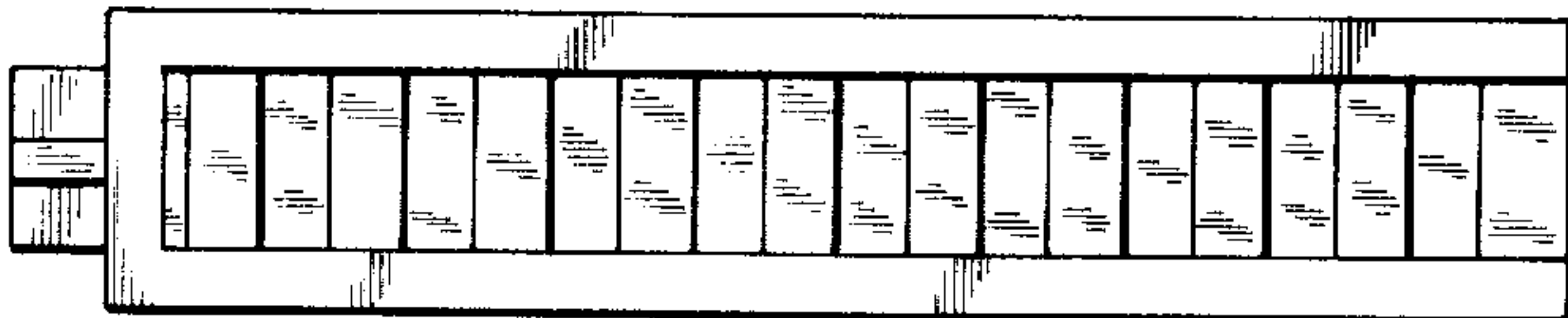


Fig. 3