

[54] **AMPLIFIER**

[75] **Inventors:** Jun-Ichi Yamamoto; Noboru Keitoku, both of Tokyo, Japan

[73] **Assignee:** Pioneer Kabushiki Kaisha, Tokyo, Japan

[**] **Term:** 14 Years

[21] **Appl. No.:** 173,652

[22] **Filed:** Jul. 29, 1980

[30] **Foreign Application Priority Data**
 Jan. 31, 1980 [JP] Japan 55-2847

[51] **Int. Cl.** D14-03

[52] **U.S. Cl.** D14/96

[58] **Field of Search** D14/1, 2, 5, 6, 20, D14/68, 71-76, 96, 99

29-477304 11/1954 Japan .
 29-518109 12/1954 Japan .
 29-518132 12/1954 Japan .
 29-518133 12/1954 Japan .
 29-518433 12/1954 Japan .
 29-518833 12/1954 Japan .
 29-518923 12/1954 Japan .
 29-519016 12/1954 Japan .
 29-519287 12/1954 Japan .
 29-519288 12/1954 Japan .
 29-519400 12/1954 Japan .
 29-519401 12/1954 Japan .
 29-519457 12/1954 Japan .
 29-519474 12/1954 Japan .
 29-519476 12/1954 Japan .
 29-519350 12/1954 Japan .
 29-519535 12/1954 Japan .
 29-519966 12/1954 Japan .

[56] **References Cited**

U.S. PATENT DOCUMENTS

D. 181,673 12/1957 Prohaska D14/96
 D. 216,640 2/1970 Ohwada et al. D14/96
 D. 232,032 7/1974 Seager D14/6
 D. 253,823 1/1980 Rams D14/96

FOREIGN PATENT DOCUMENTS

28-475700 5/1953 Japan .
 28-475701 5/1953 Japan .
 28-476055 5/1953 Japan .
 28-476667 6/1953 Japan .
 28-464794 7/1953 Japan .
 28-474506 7/1953 Japan .
 28-475494 7/1953 Japan .
 28-475694 7/1953 Japan .
 29-512502 9/1954 Japan .
 29-512541 9/1954 Japan .
 29-513515 10/1954 Japan .

OTHER PUBLICATIONS

Olson 1974 Electronics Cat. #740, p. 19, Amplifier Model #QX-949.
 Stereo Review, 11/79, p. 13, Vector Research Ad.

Primary Examiner—Jane E. Corrigan
Attorney, Agent, or Firm—Armstrong, Nikaido, Marmelstein & Kubovcik

[57] **CLAIM**

The ornamental design for amplifier, as shown and described.

DESCRIPTION

FIG. 1 is a front elevational view of an amplifier showing my new design;
 FIG. 2 is a top plan view;
 FIG. 3 is a right side elevational view;
 FIG. 4 is a rear elevational view;
 FIG. 5 is a bottom plan view;
 FIG. 6 is a left side elevational view; and
 FIG. 7 is a front and top perspective view.

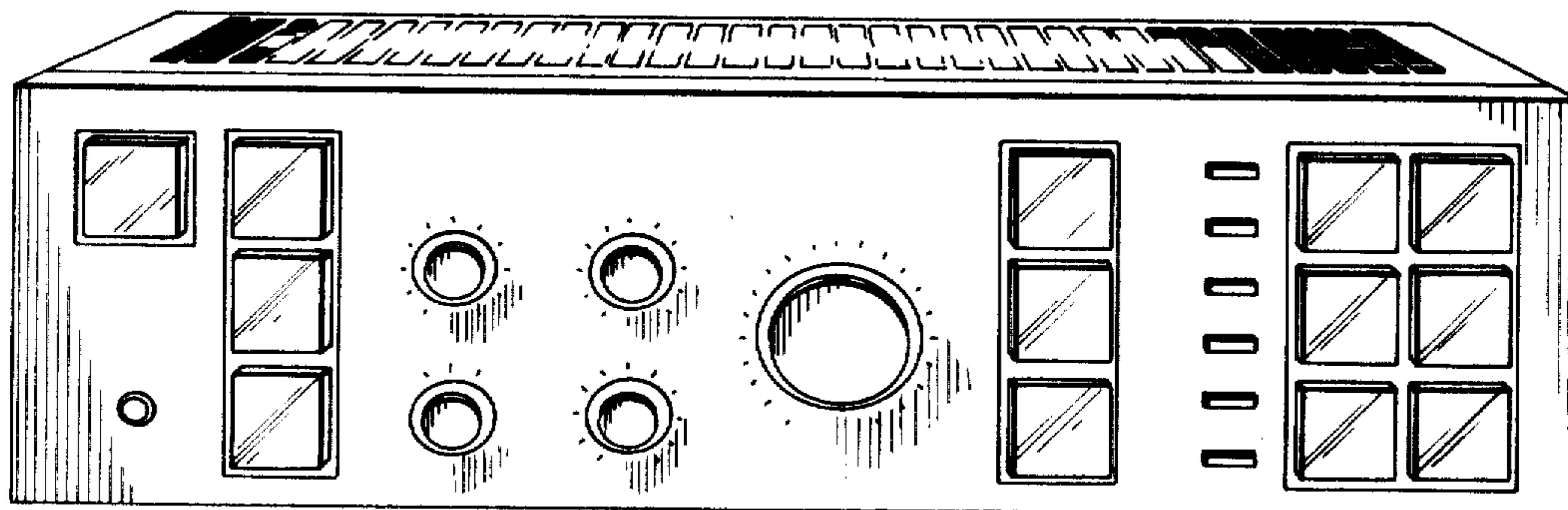


FIG. 1

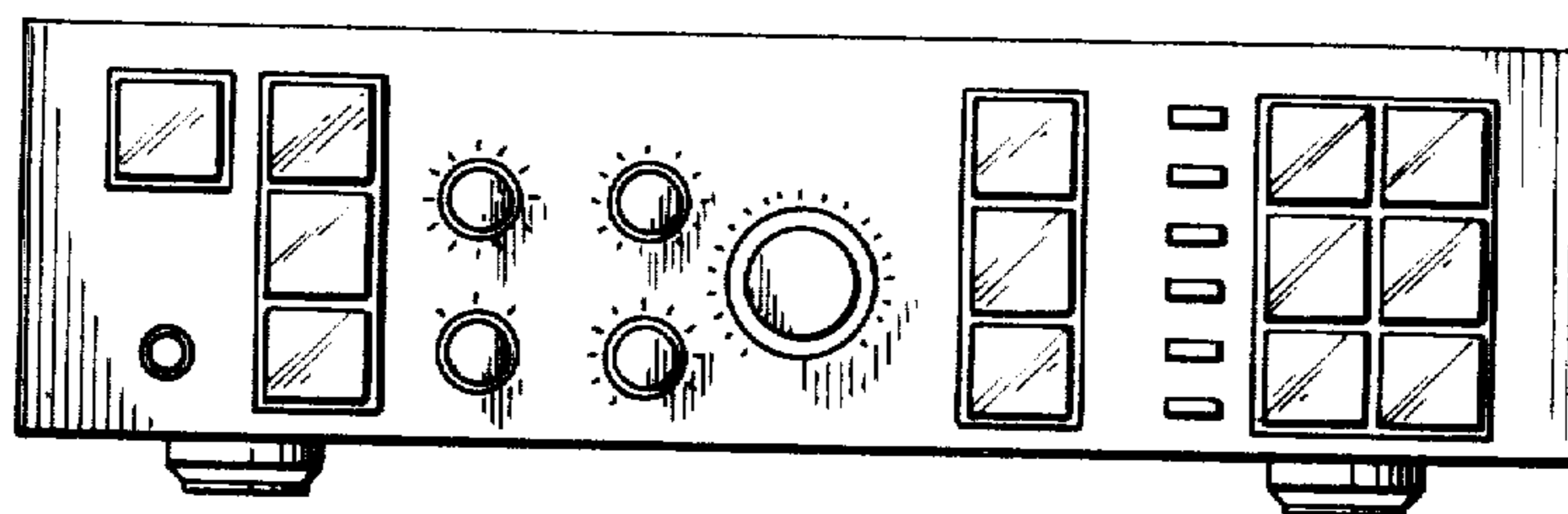


FIG. 2

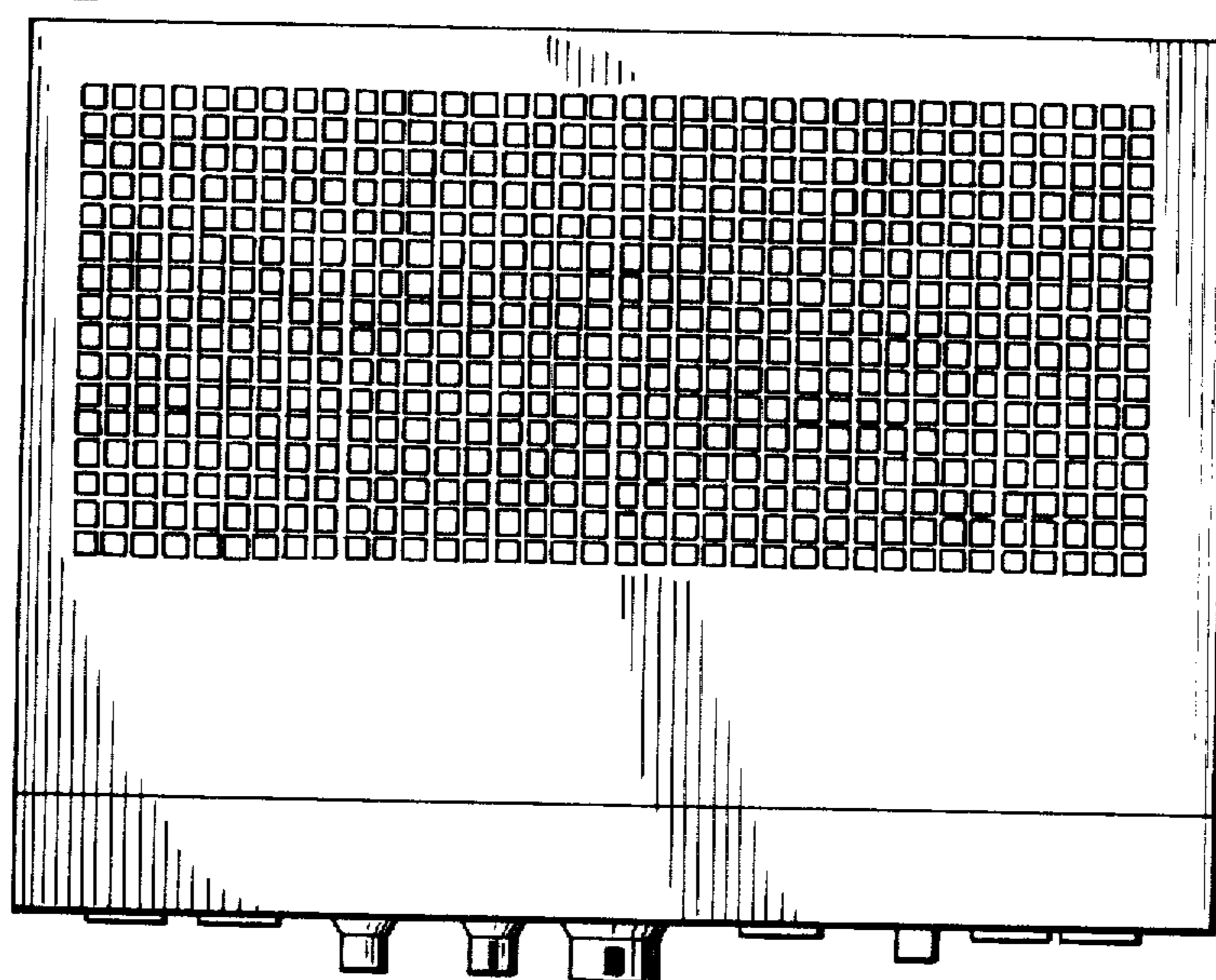


FIG. 3

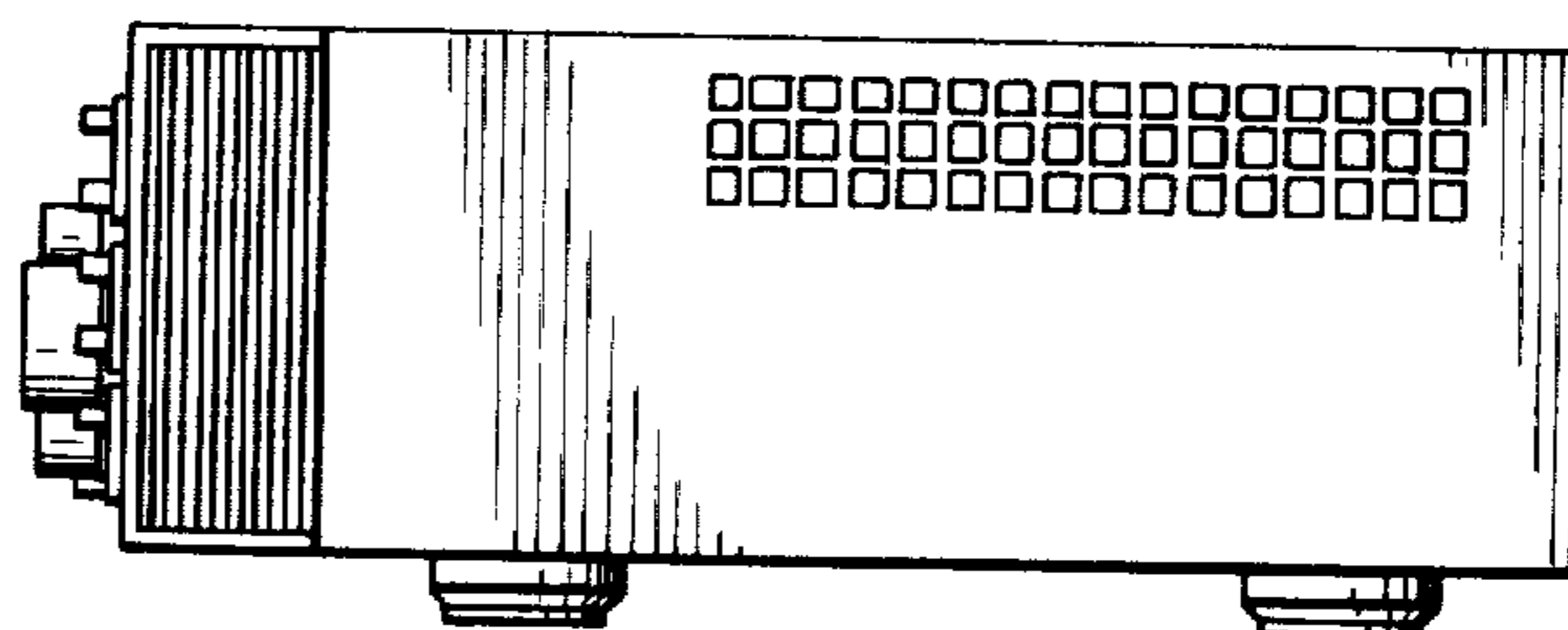


FIG. 4




FIG. 5

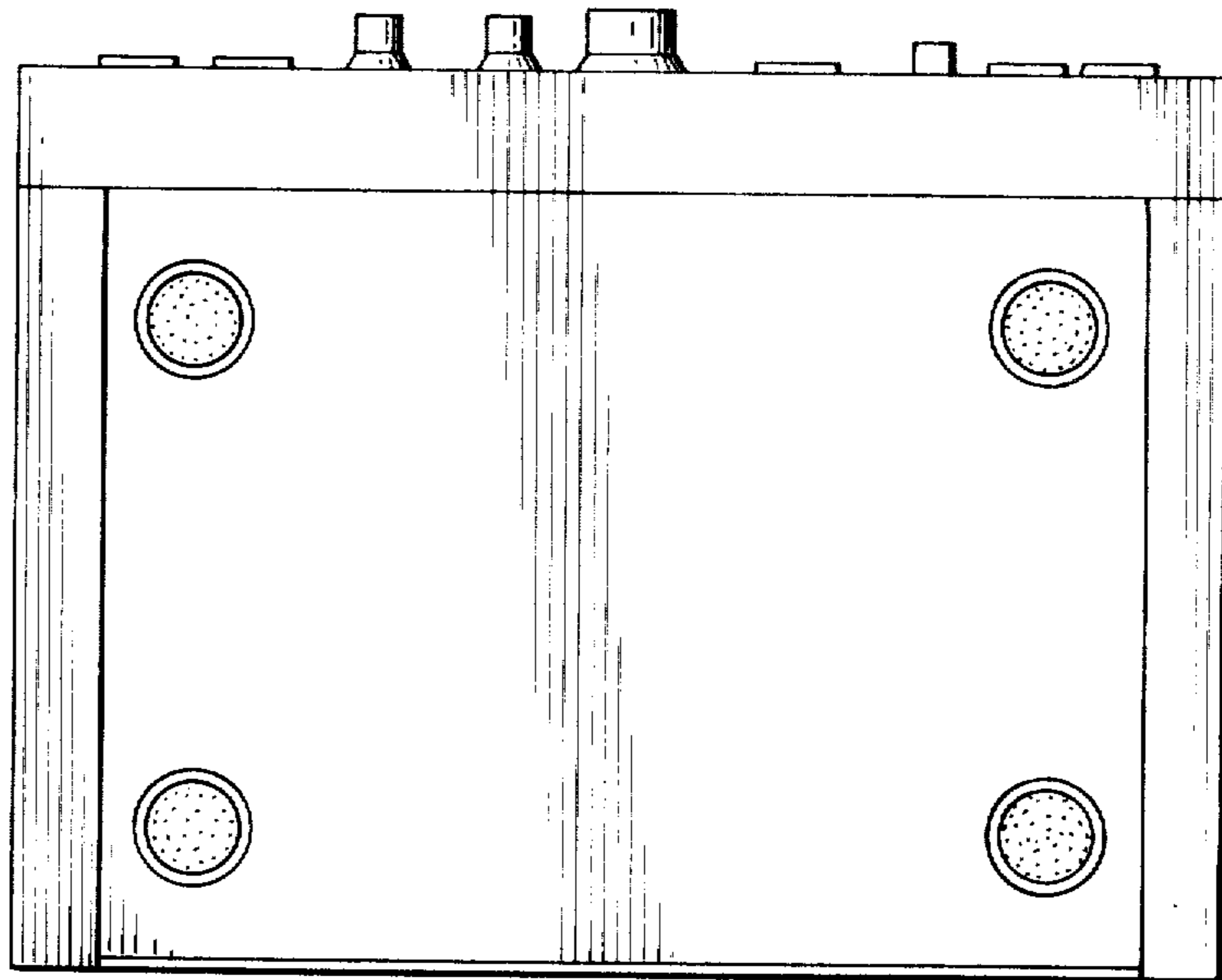
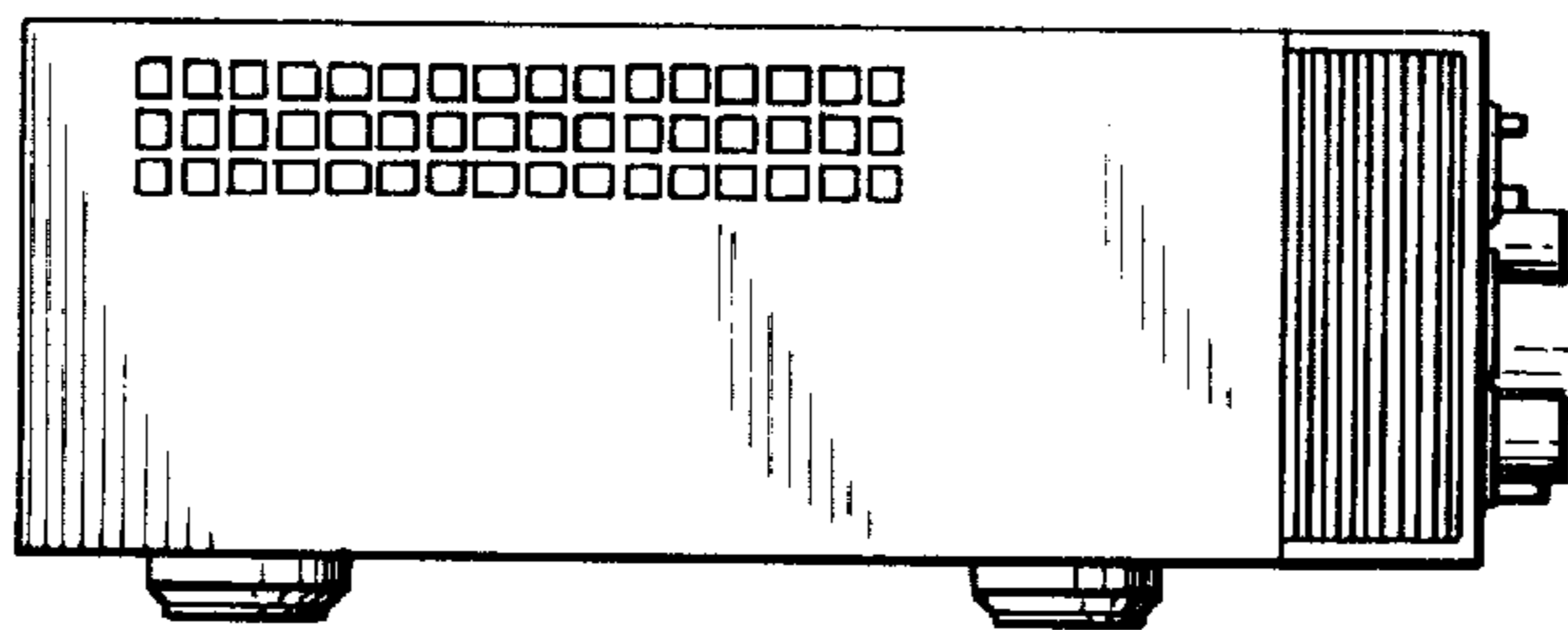


FIG. 6



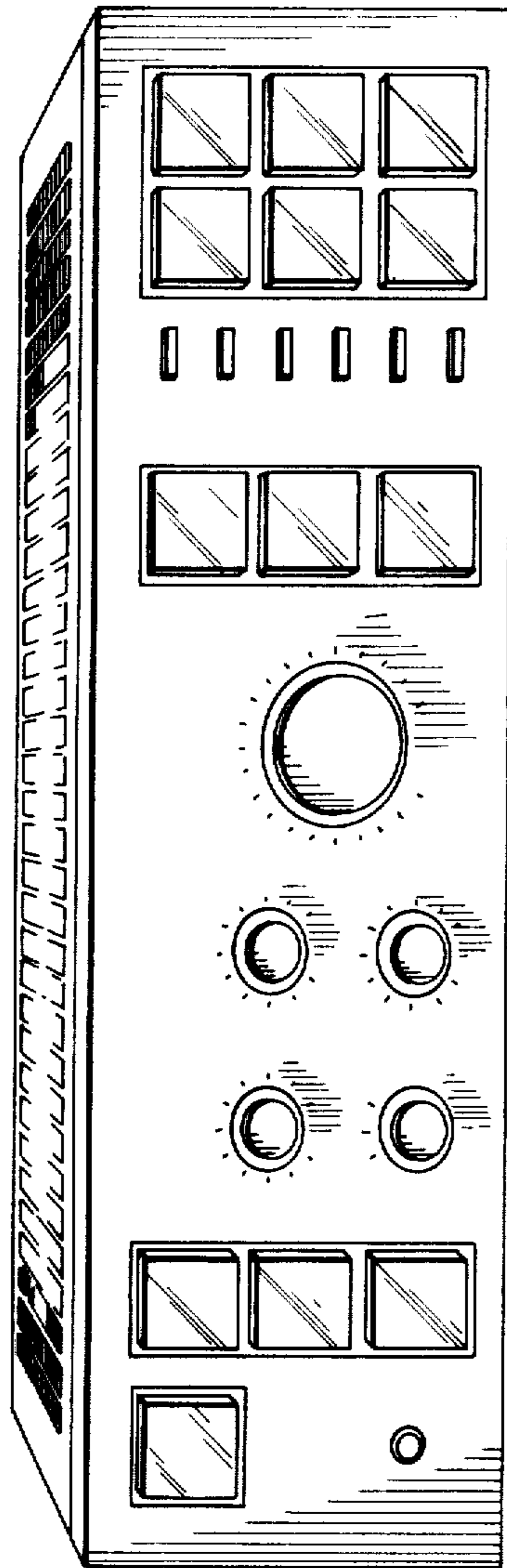


FIG. 7