

[54] **WRIST WATCH**

- [75] Inventor: **Tadao Abe**, Tokyo, Japan
 [73] Assignee: **Kabushiki Kaisha Daini Seikosha**,
 Tokyo, Japan
 [**] Term: **14 Years**
 [21] Appl. No.: **192,050**
 [22] Filed: **Sep. 29, 1980**
 [30] **Foreign Application Priority Data**
 Apr. 16, 1980 [JP] Japan 55-15118
 [51] Int. Cl. **D10-04**
 [52] U.S. Cl. **D10/39**
 [58] Field of Search **D10/30-39,**
D10/122-126; 368/82-84, 239-242, 276-277,
281-286

[56] **References Cited**

U.S. PATENT DOCUMENTS

- D. 256,677 9/1980 Muramatsu D10/39
 D. 261,733 11/1981 Iida D10/39
 D. 263,378 3/1982 Fukumura D10/39

OTHER PUBLICATIONS

Jeweler's Circular-Keystone-6/79-p. 18-Watch at center.
Hong Kong Trader-6/79-p. 134-Watches at top and left.
Jeweler's Circular-Keystone-7/78-p. 153-Watch at bottom.
Swiss Watch & Jewelry Journal-3/80-p. 416-Watch at center of Item 28 at top.

Primary Examiner—Nelson C. Holtje

[57] **CLAIM**

The ornamental design for a wristwatch, substantially as shown and described.

DESCRIPTION

FIG. 1 is a front elevational view of a wristwatch showing my new design in a non-activated condition; FIG. 2 is a rear elevational view thereof; FIG. 3 is a top plan view thereof; FIG. 4 is a bottom plan view thereof; FIG. 5 is a right side elevational view thereof; FIG. 6 is a left side elevational view thereof; FIG. 7 is a right, front perspective view thereof in an activated condition showing a typical time indication of 10:08.42 AM.




FIG. 3




FIG. 1




FIG. 5

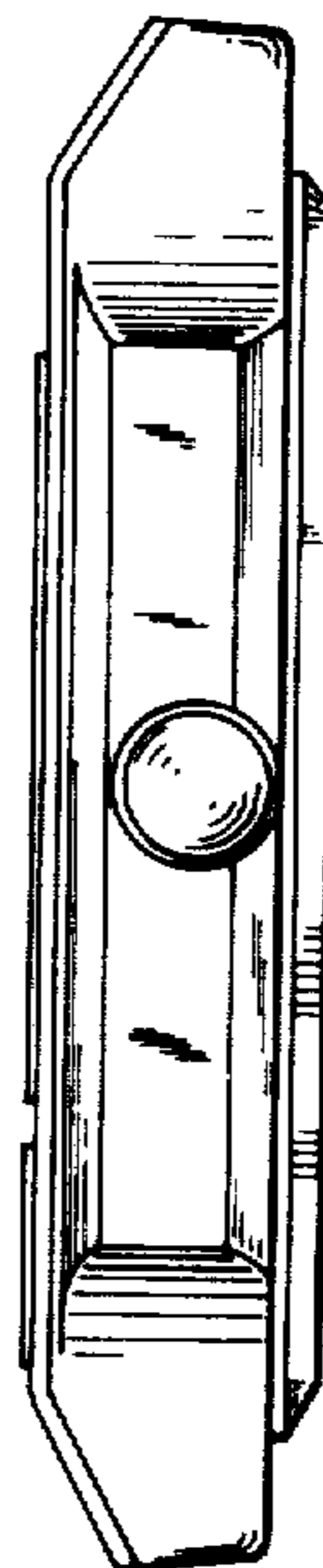


FIG. 2

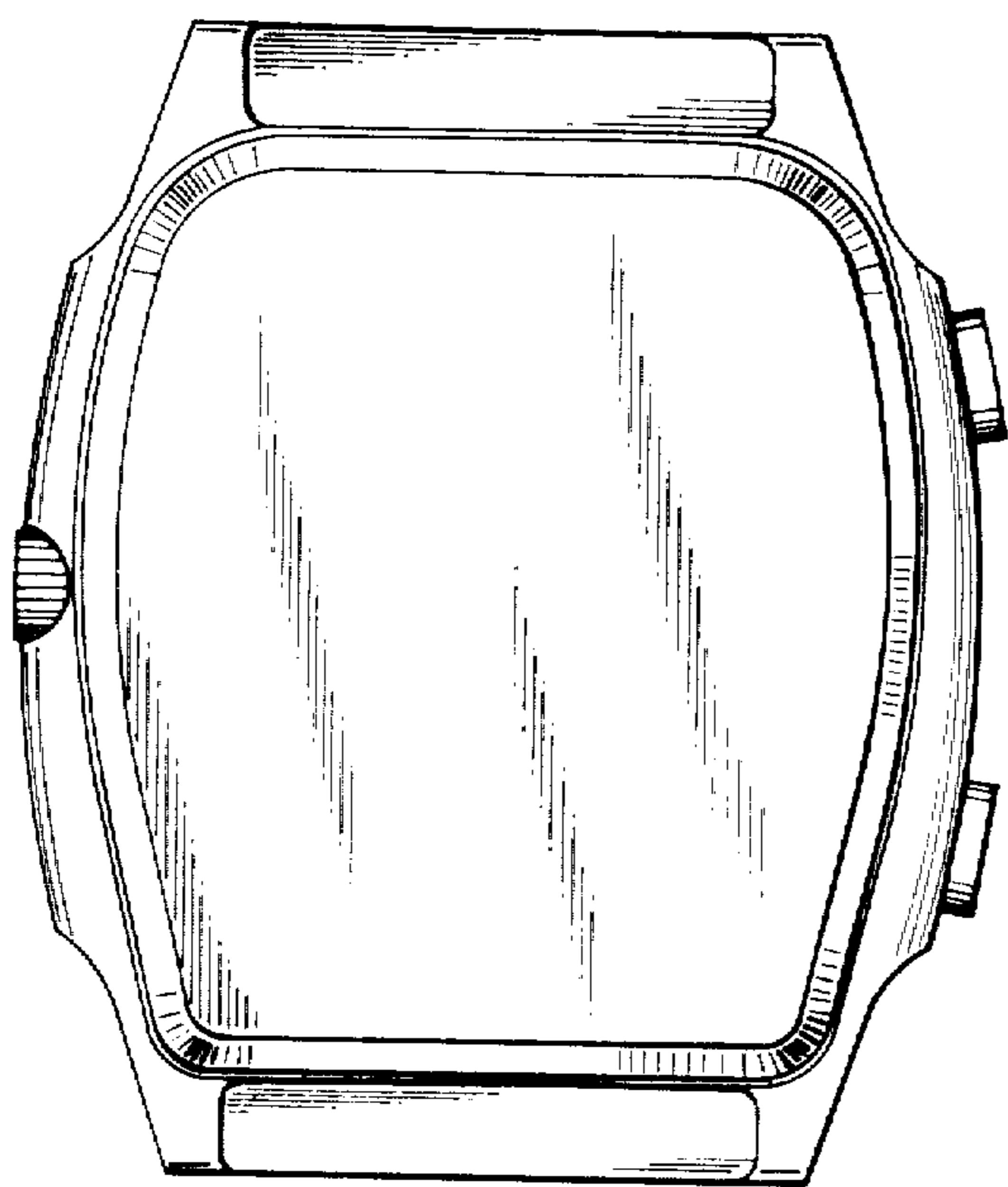


FIG. 6



FIG. 4

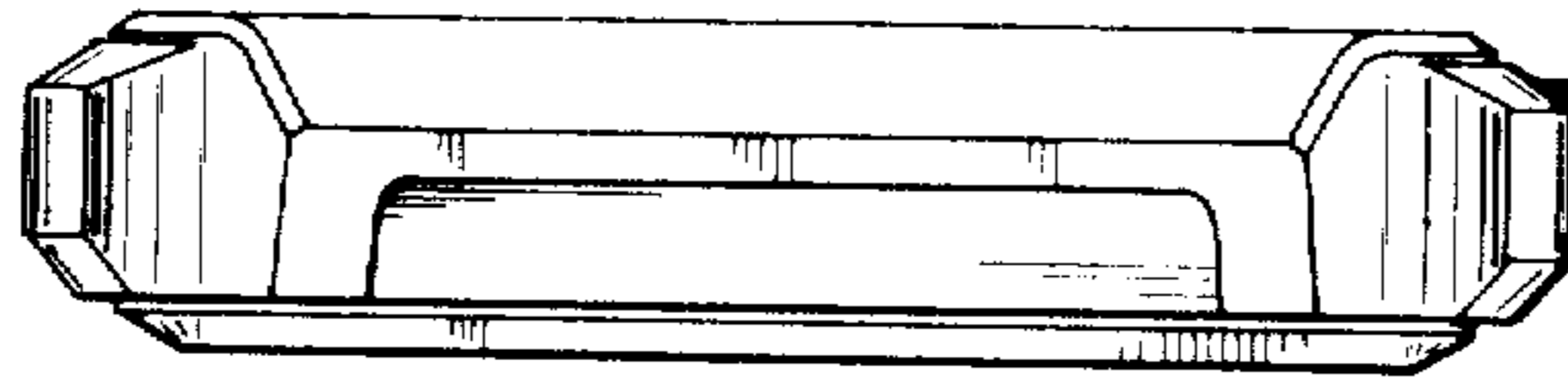


FIG. 7

