

[54] SAUCER

[75] Inventor: **Walter Everhan**, Kiettenberg, Fed. Rep. of Germany

[73] Assignee: **American Commercial Incorporated**, Gardena, Calif.

[\*\*] Term: **14 Years**

[21] Appl. No.: **177,719**

[22] Filed: **Aug. 12, 1980**

[51] Int. Cl. .... **D7-01**

[52] U.S. Cl. .... **D7/1**

[58] Field of Search ..... **D7/1, 37, 3, 19**

[56] **References Cited**

**U.S. PATENT DOCUMENTS**

|           |         |          |       |        |
|-----------|---------|----------|-------|--------|
| D. 40,397 | 12/1909 | Ziegler  | ..... | D7/1   |
| D. 80,522 | 2/1930  | Graham   | ..... | D7/1   |
| D. 81,921 | 9/1930  | Dwyer    | ..... | D7/1   |
| 2,014,297 | 9/1935  | Rutledge | ..... | D7/1 X |

**OTHER PUBLICATIONS**

*Wedge Wood, Etruria, Stoke-on-Trent*, p. XL, "Octagon and Hexagon Shapes", Plate #1.

*Buyers (Catalogue) Guide, Dinner & Tea Sets*, Veritas Thelma Liberty Colonia, p. 6, Liberty Colonial Shape, Item #28-8 Plate.

*Primary Examiner*—Winifred E. Herrmann  
*Attorney, Agent, or Firm*—Daley & Brandt

[57] **CLAIM**

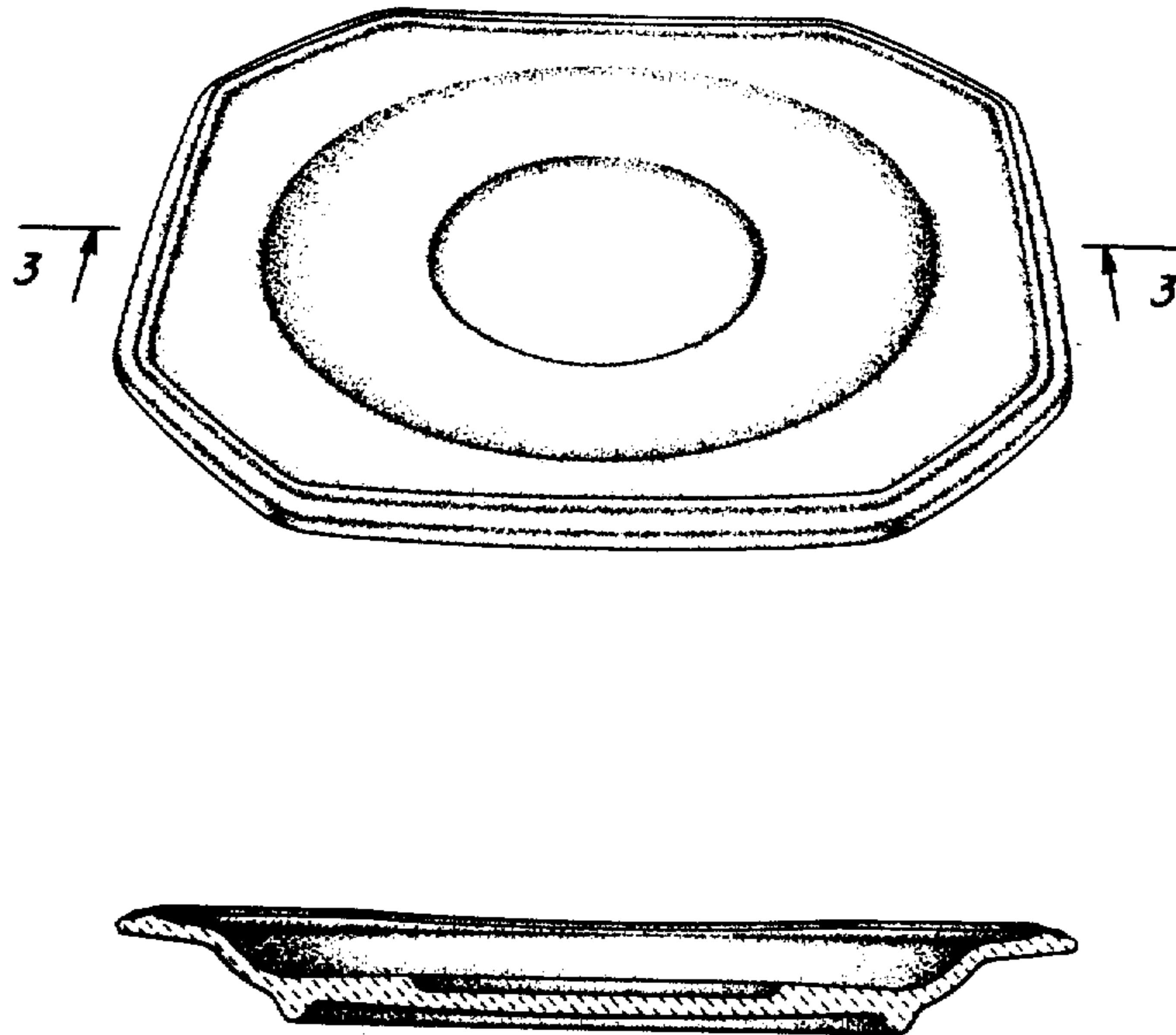
The ornamental design for a saucer, as shown, and described.

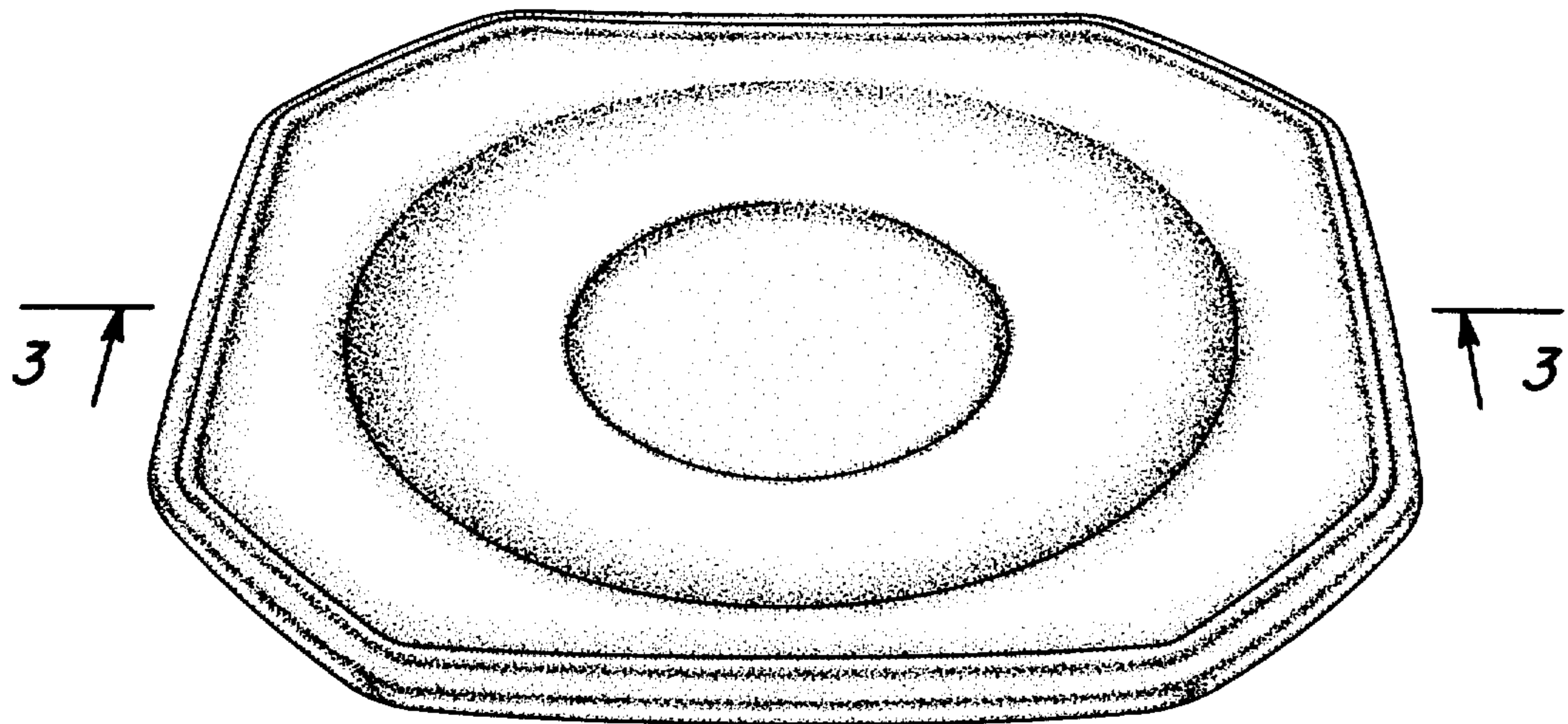
**DESCRIPTION**

FIG. 1 is a perspective view of a saucer showing my new design;


FIG. 2 is a side elevational view, the opposite and adjacent sides being the same in appearance; and

FIG. 3 is a sectional view taken on the line 3—3 in FIG. 1.






*FIG. 1*



*FIG. 2*



*FIG. 3*