

[54] SHELF DISPLAY UNIT

1,716,032 6/1929 Daugherty 312/117
4,223,966 9/1980 Winters 108/109 X

[75] Inventors: **Russell K. Winter**, Crownsville;
Nedim Savas, Wheaton; **Joseph H. Snively**, Bethesda; **Thomas D. Harvey**, Silver Spring, all of Md.

OTHER PUBLICATIONS

Gifts and Decorative Accessories, May 1976, p. 27; "Transparex".
Visual Merchandising, Feb. 1979; p. 43.

[73] Assignee: **Russell William Ltd.**, Columbia, Md.

Primary Examiner—Joel Stearman
Assistant Examiner—Carmen H. Vales
Attorney, Agent, or Firm—Morton J. Rosenberg

[**] Term: **14 Years**

[21] Appl. No.: **138,689**

[22] Filed: **Apr. 9, 1980**

[57] CLAIM

The ornamental design for a shelf display unit, as shown and described.

[51] Int. Cl. **D06—04**

[52] U.S. Cl. **D6/186**

[58] Field of Search D6/1, 20, 23, 24, 25,
D6/157, 172, 173, 175, 181, 186, 190, 188;
312/114, 117, 125, 126, 128; 211/10, 13, 126,
128, 129, 131, 133, 134, 135; 108/109, 111

DESCRIPTION

FIG. 1 is a perspective view of a shelf display unit showing our new design;
FIG. 2 is a front elevational view thereof;
FIG. 3 is a rear elevational view thereof;
FIG. 4 is a right side elevational view, the left side being a mirror image thereof;
FIG. 5 is a top plan view thereof; and,
FIG. 6 is a bottom view thereof.

[56] References Cited

U.S. PATENT DOCUMENTS

D. 122,011 8/1940 Erickson D6/190
D. 242,754 12/1976 Howard et al. D6/188

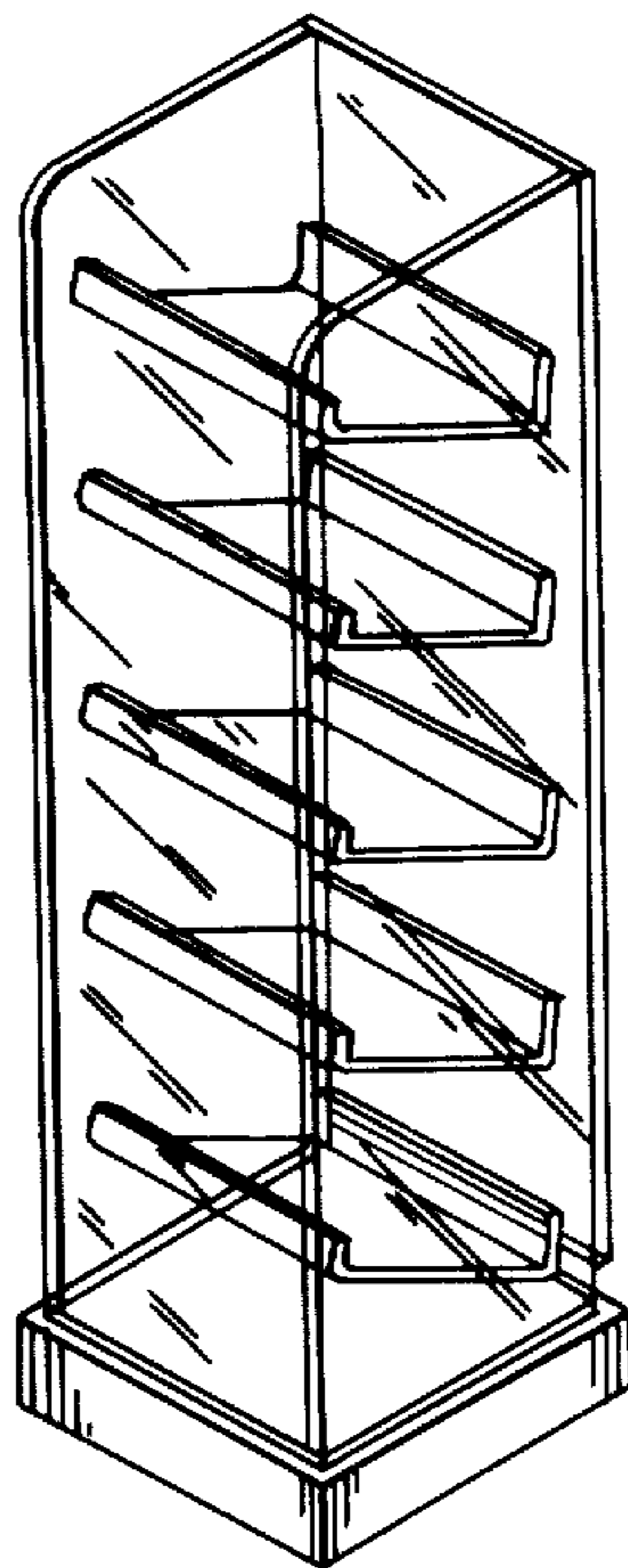


FIG. 1

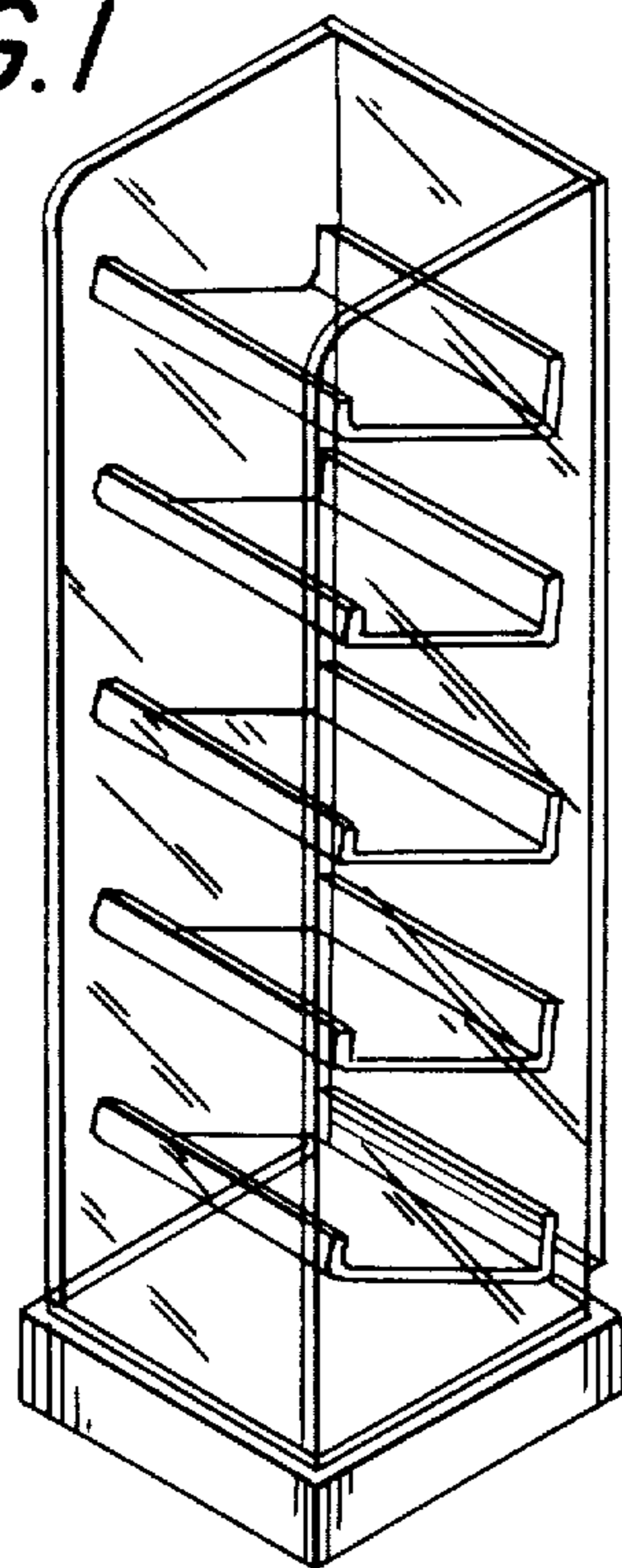


FIG. 5




FIG. 6

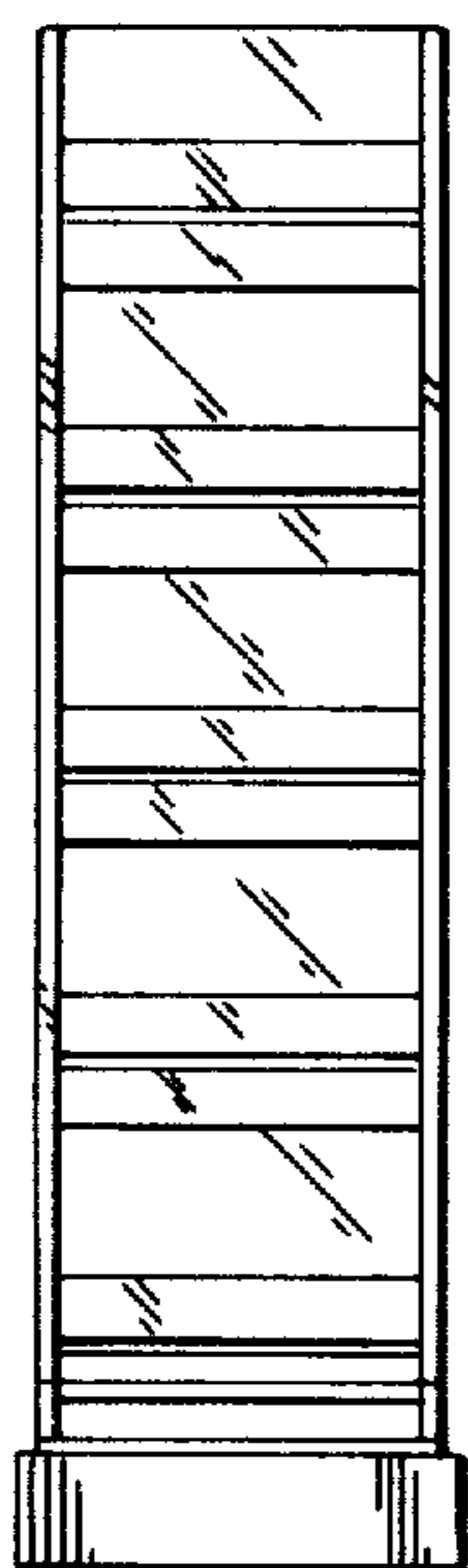
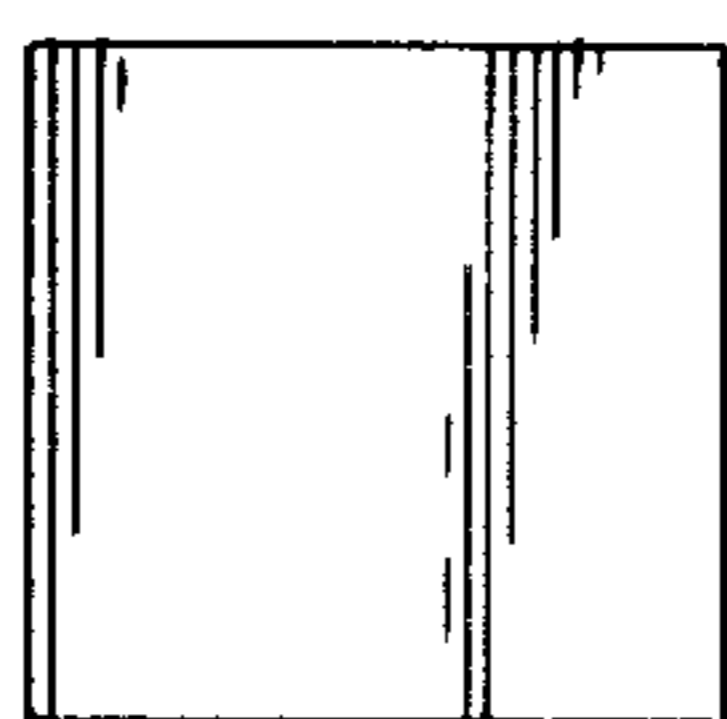


FIG. 2

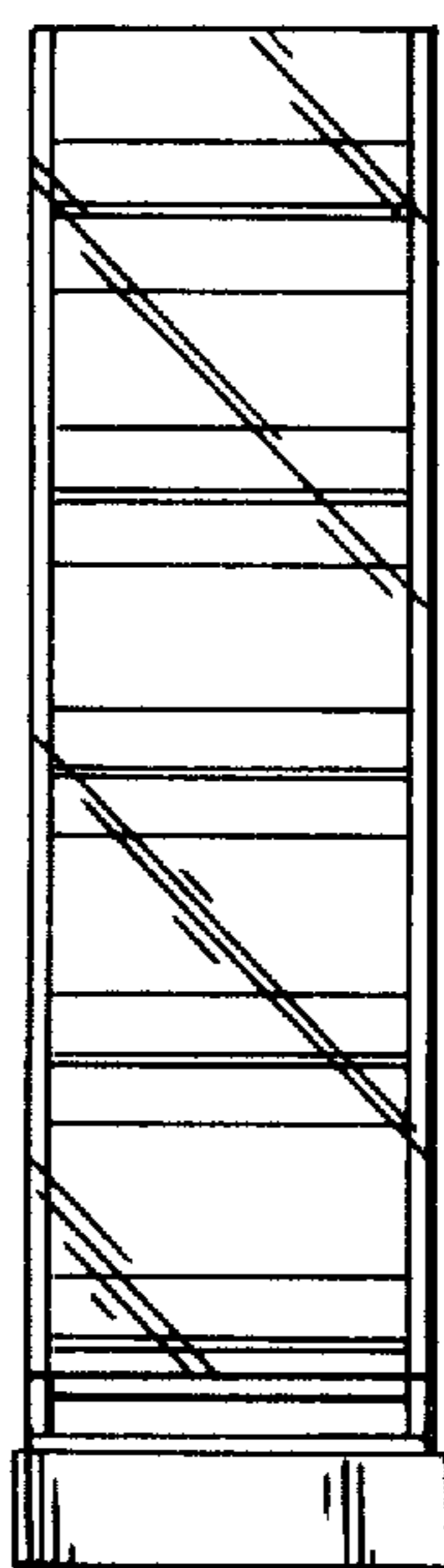


FIG. 3

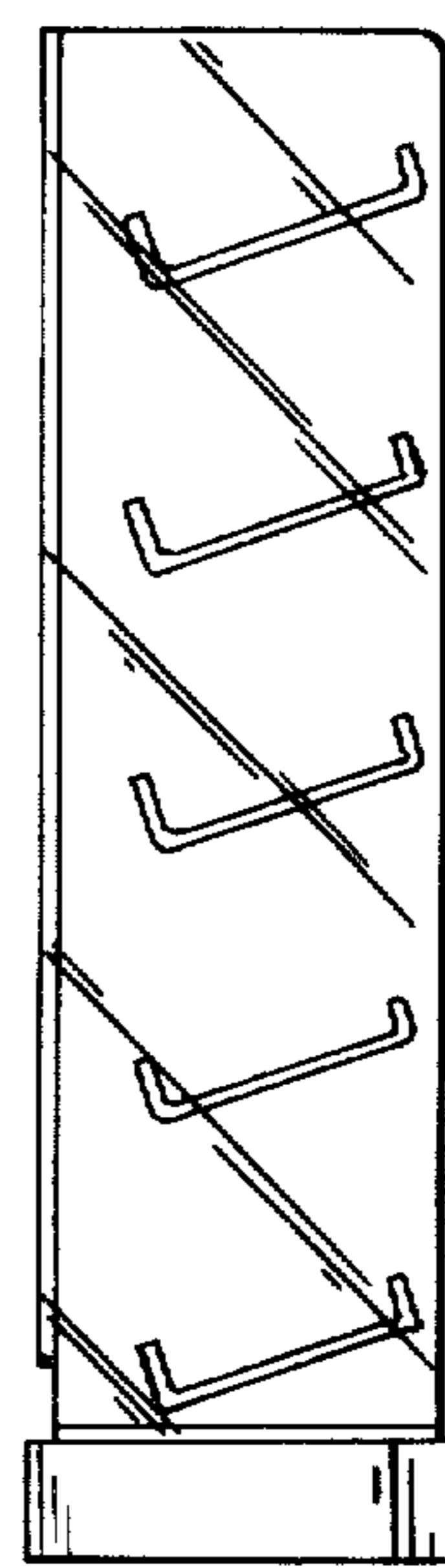


FIG. 4