

[54] COMBINED ADVERTISING DISPLAY
STAND AND BROCHURE HOLDER

[76] Inventor: Michael J. Edwards, 21 Earle St.,
Cremorne, New South Wales 2090,
Australia

[**] Term: 14 Years

[21] Appl. No.: 136,606

[22] Filed: Apr. 2, 1980

[30] Foreign Application Priority Data

Nov. 12, 1979 [AU] Australia 79-541

- [51] Int. Cl. D6—04
[52] U.S. Cl. D6/146; D6/148;
D6/157; D6/184; D6/190
[58] Field of Search D6/1, 85, 20, 23, 24,
D6/25, 27, 29, 146, 147, 148, 149, 157, 172, 173,
175, 181, 186, 185, 188, 184, 189, 190; D12/22,
27, 29, 33; D20/10, 21, 27; D28/73, 77; 211/13,
10, 126, 128, 129, 131, 33, 163; 40/124, 124.1,
124.2, 124.4, 904

[56] References Cited

U.S. PATENT DOCUMENTS

D. 203,510 1/1966 Murat D6/20
D. 256,856 9/1980 Kleinman D6/149 X
D. 259,082 5/1981 Corelli D6/157 X
3,942,647 3/1976 Crosslen 211/131 X

OTHER PUBLICATIONS

Visual Merchandising, Mar. 1974; p. 16; Wire Rack on
Casters.

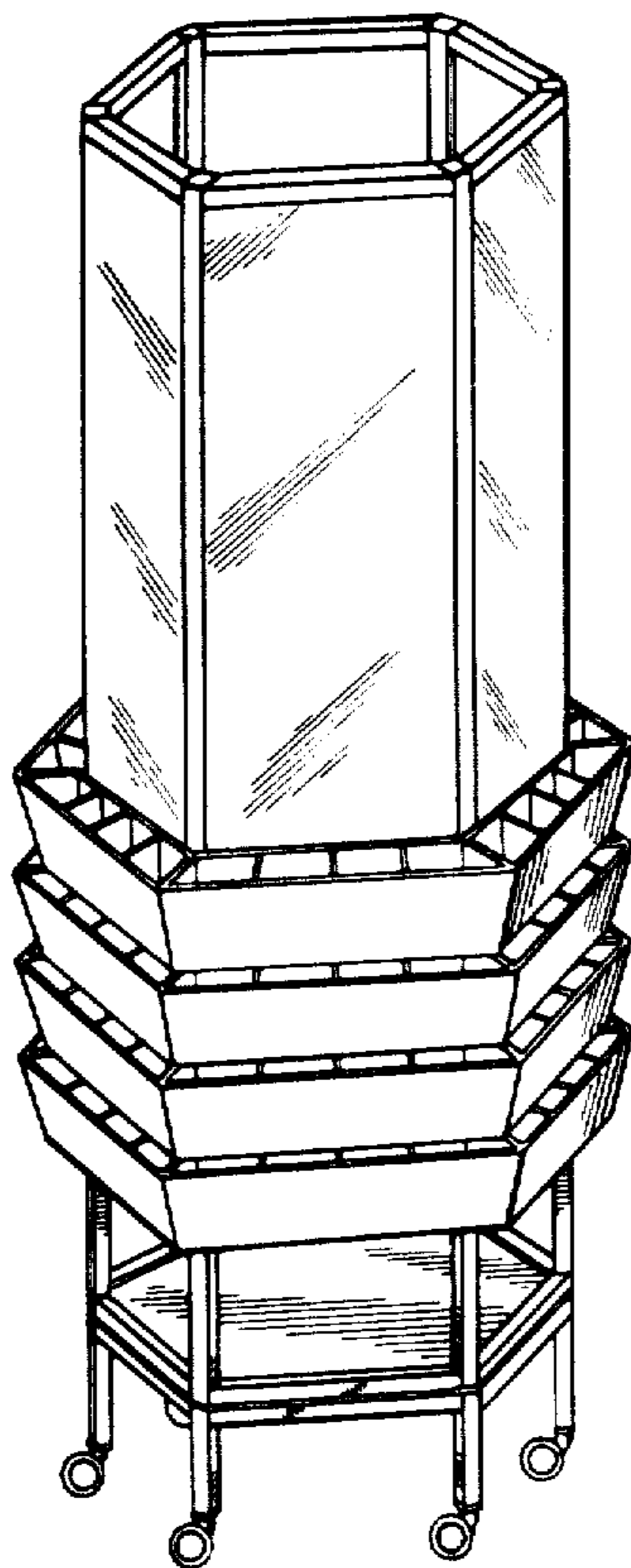
Primary Examiner—Joel Stearman
Assistant Examiner—Carmen H. Vales
Attorney, Agent, or Firm—Ladas & Parry

[57] CLAIM

The ornamental design for a combined advertising dis-
play stand and brochure holder, as shown and de-
scribed.

DESCRIPTION

FIG. 1 is a perspective view of the combined advertis-
ing display stand and brochure holder showing my new
design;
FIG. 2 is a top plan view thereof;
FIG. 3 is a bottom plan view thereof;
FIG. 4 is a left side elevational view, the right side being
a mirror image thereof, and
FIG. 5 is a front elevational view, the rear being a mir-
ror image thereof.



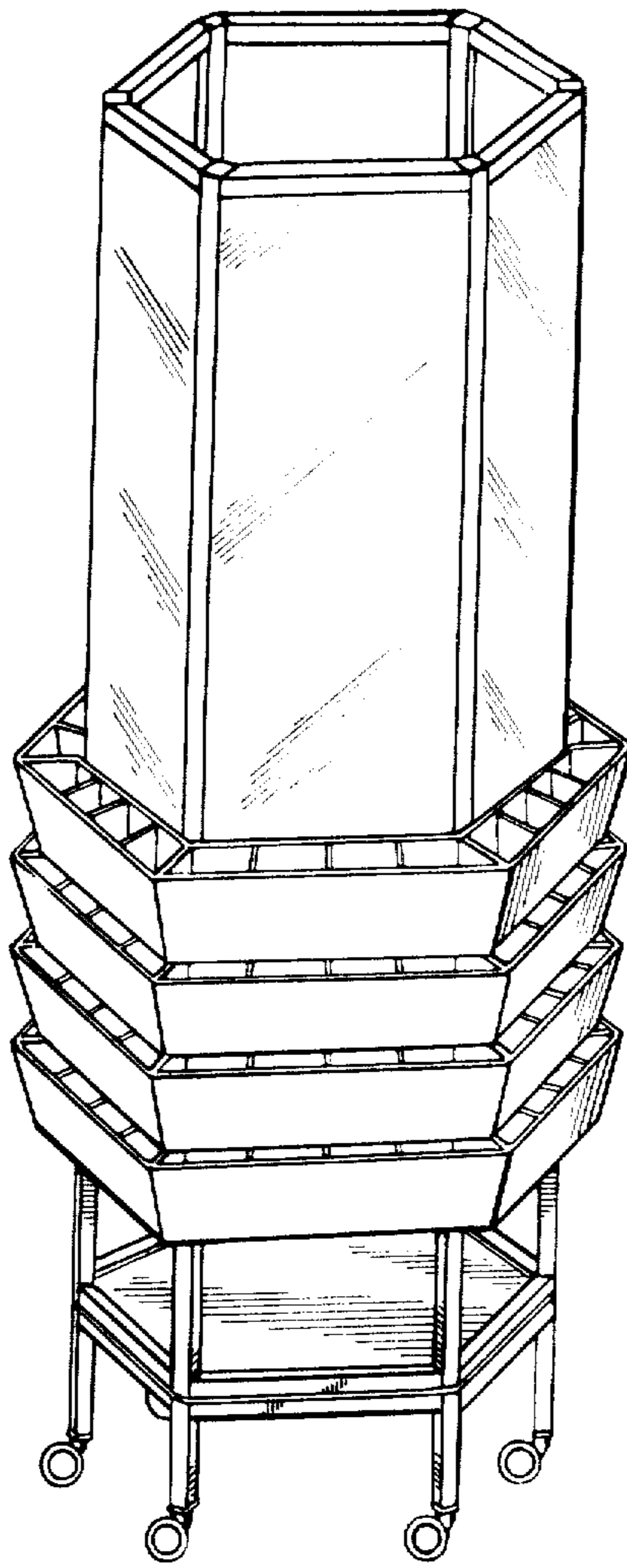


FIG. 1

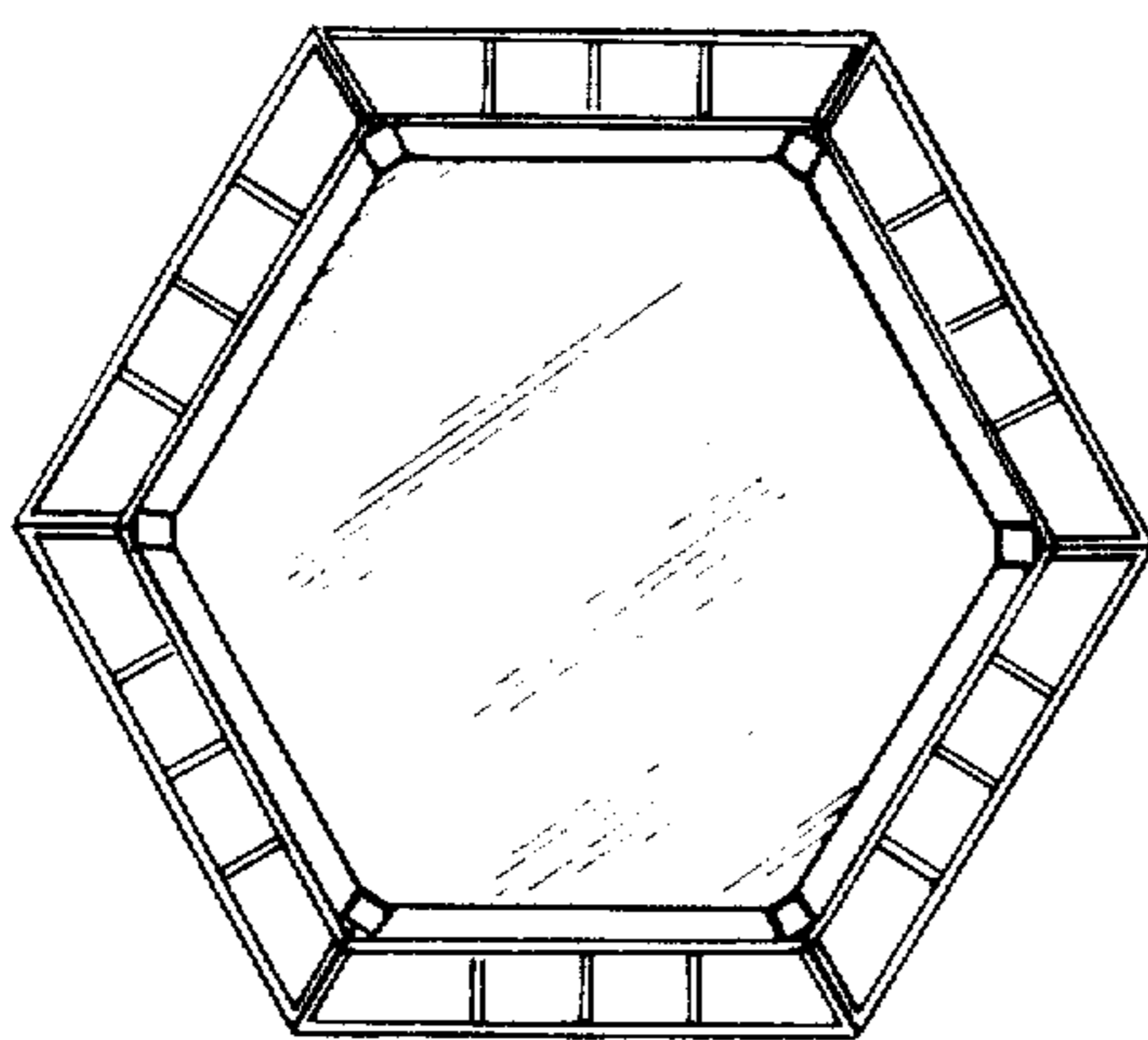


FIG. 2

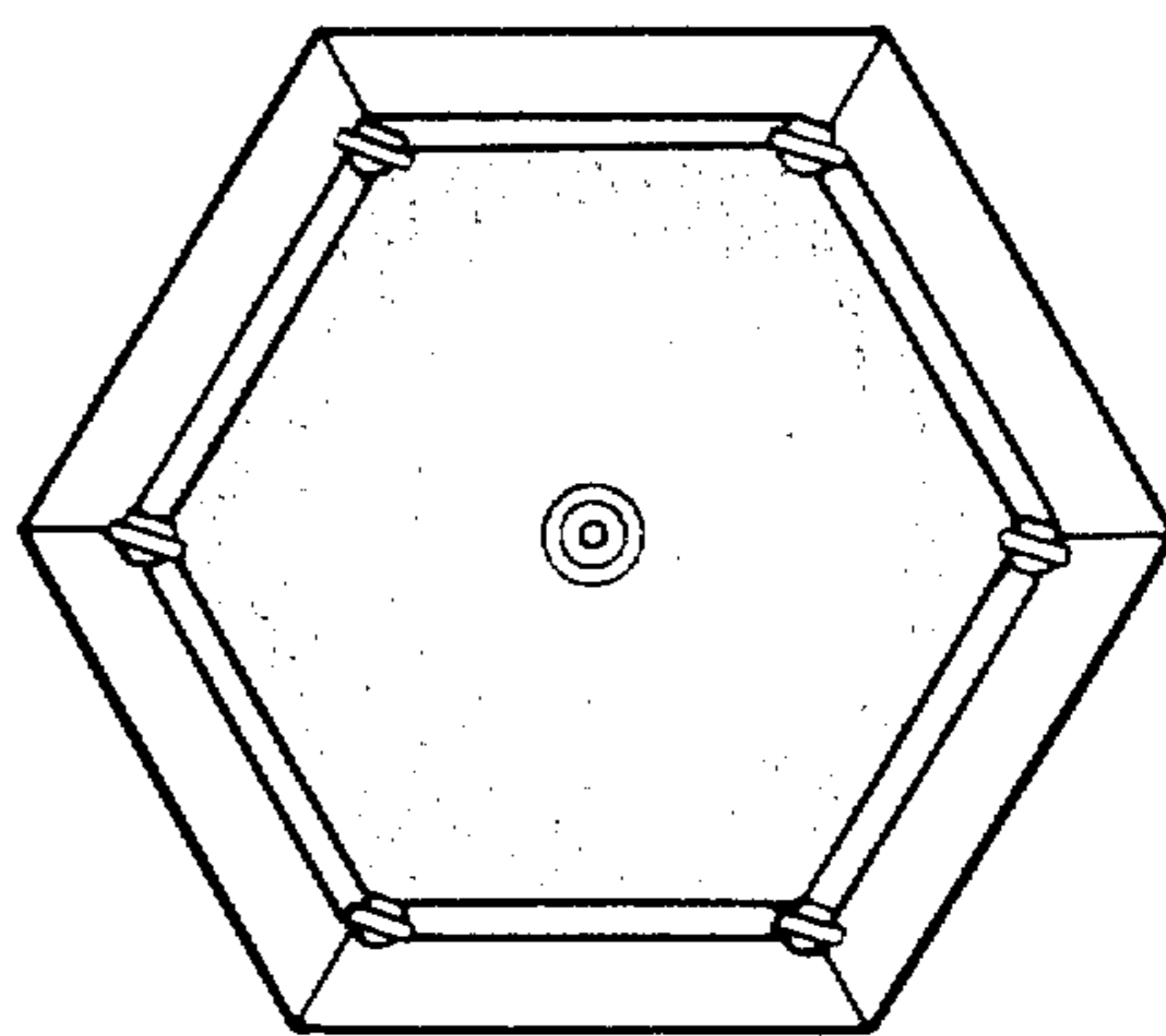


FIG. 3