

[54] **DESK TRAY**

[75] Inventor: **Clayton A. Laughlin**, Minneapolis, Minn.

[73] Assignee: **Ketcham & McDougall, Inc.**, Roseland, N.J.

[\*\*] Term: **14 Years**

[21] Appl. No.: **184,435**

[22] Filed: **Sep. 4, 1980**

[51] Int. Cl. .... **D19-02**

[52] U.S. Cl. .... **D19/75; D19/77; D19/78; D19/84; D19/91**

[58] Field of Search .... **D19/22, 23, 65, 75, D19/77-79, 81, 83-85, 93, 95; D27/27; D3/74; 206/371**

[56]

**References Cited**

**U.S. PATENT DOCUMENTS**

D. 114,957	5/1939	Lobel .....	D19/75
D. 170,345	9/1953	Vevirit .....	D27/27
D. 173,722	12/1954	Elmyre .....	D19/78
D. 254,859	4/1980	Grunstad .....	D19/77
D. 256,137	7/1980	Cross .....	D19/77
3,841,339	10/1974	Fox et al. ....	D27/27

*Primary Examiner*—George P. Word  
*Attorney, Agent, or Firm*—Edwin E. Greigg

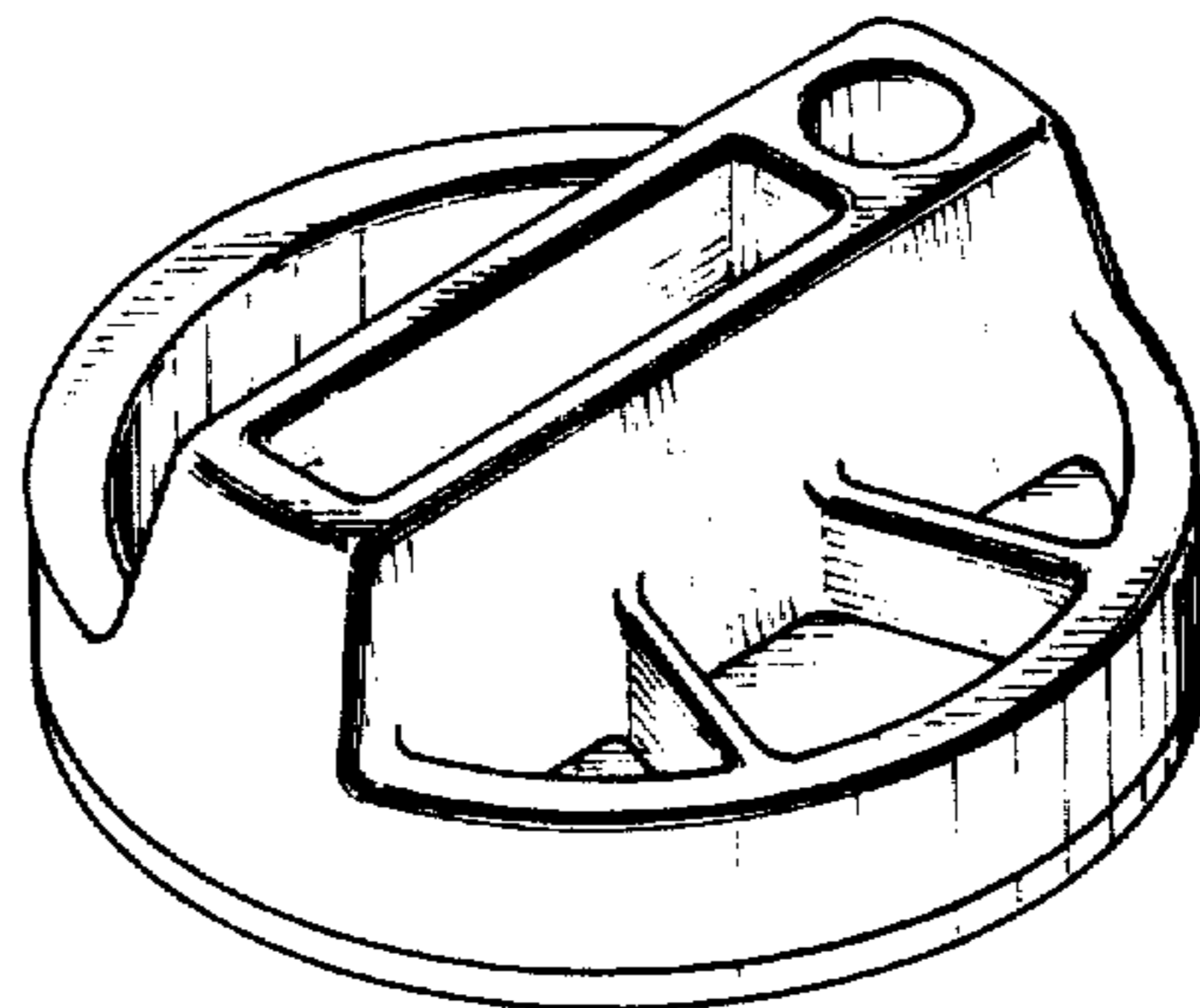
[57]

**CLAIM**

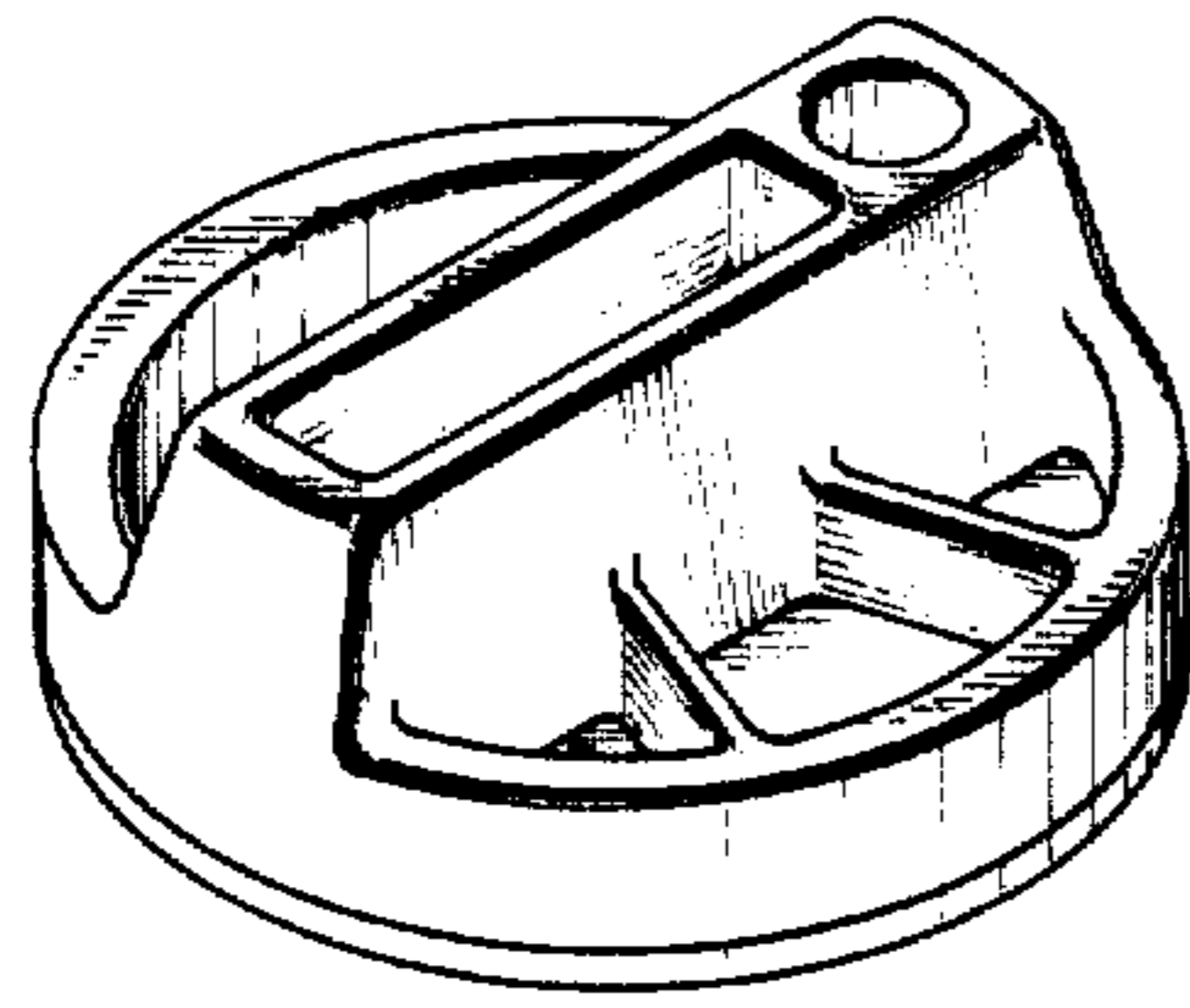
The ornamental design for a desk tray, as shown and described.

**DESCRIPTION**


FIG. 1 is a perspective view of a desk tray showing my new design;  
FIG. 2 is an enlarged scale top plan view thereof;  
FIG. 3 is a bottom plan view thereof;  
FIG. 4 is a front elevational view; and  
FIG. 5 is a left side elevational view.



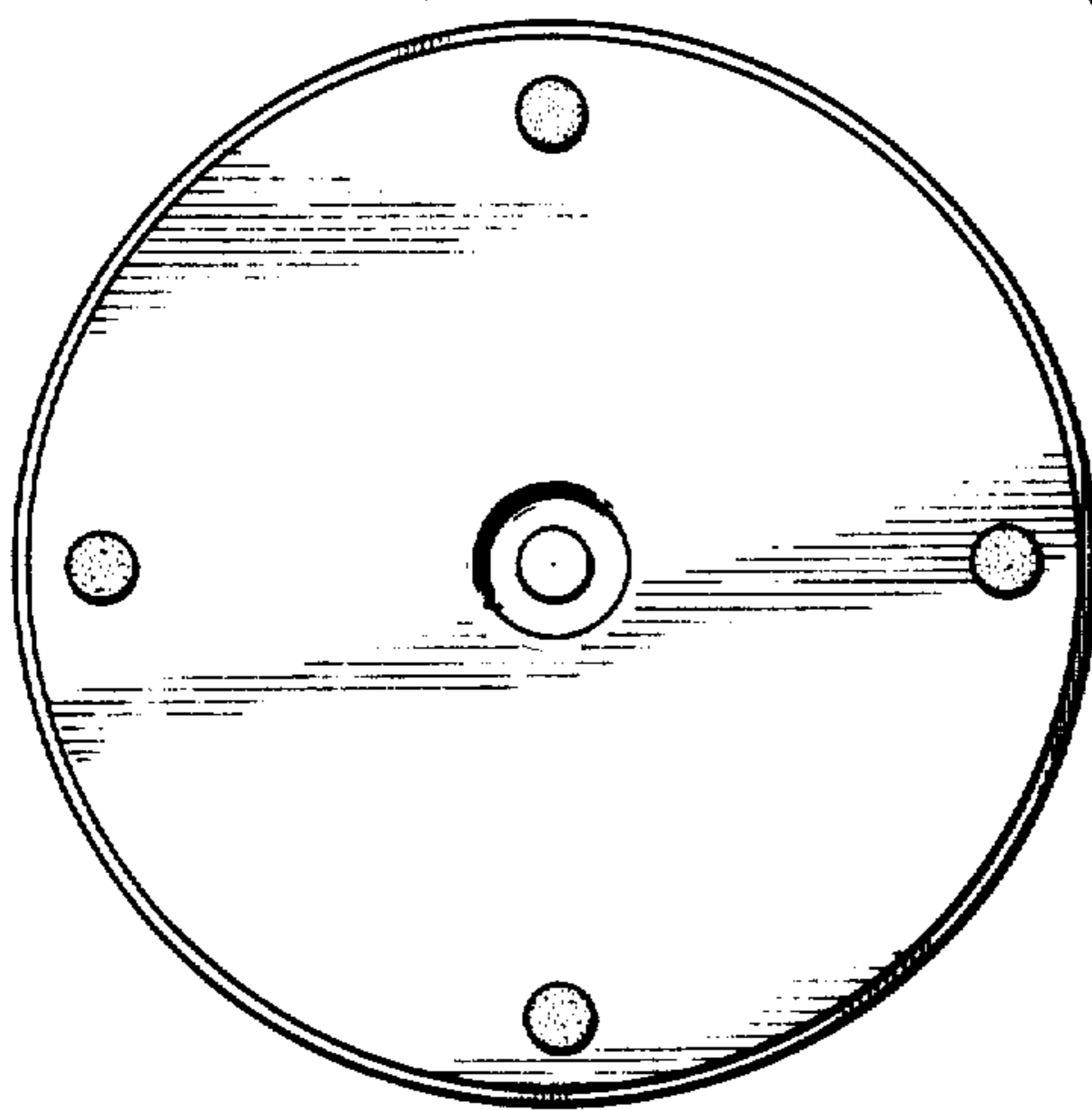
**FIG.1**




**FIG.2**



**FIG.3**



**FIG.4**



**FIG.5**

