

- [54] **PROJECTION TELEVISION RECEIVER**
- [75] Inventors: **Melvin H. Boldt**, Glenview; **David P. Chuboff**, North Barrington; **Clement W. Trottier**, Prospect Heights; **Robert E. Slater**, Vernon Hills, all of Ill.
- [73] Assignee: **Zenith Radio Corporation**, Glenview, Ill.
- [**] Term: **14 Years**
- [21] Appl. No.: **230,986**
- [22] Filed: **Feb. 2, 1981**

D. 163,238 5/1951 Adler D6/168
 D. 231,175 4/1974 Levine D6/168

OTHER PUBLICATIONS

Magnavox '71 Cat., Form #STC-7104, p. 23, Items "B-D", Models #3422.
Retailing Home Furnishings, 5-26-80, p. 45, Quasar Projection TV.

Primary Examiner—Jane E. Corrigan
Attorney, Agent, or Firm—Ralph E. Clarke, Jr.

[57] **CLAIM**


The ornamental design for a projection television receiver, substantially as shown and described.

DESCRIPTION

FIG. 1 is a front, top and partial left side perspective view of a projection television receiver showing our new design;
 FIG. 2 is a right side elevational view, the left side being substantially a mirror image thereof;
 FIG. 3 is a rear elevational view;
 FIG. 4 is a front elevational view; and
 FIG. 5 is a top plan view.

- [51] Int. Cl. **D14-03**
- [52] U.S. Cl. **D14/83; D14/18; D14/77; D14/79**
- [58] Field of Search **D14/1, 18, 77, 79, 82-84; D6/158, 164, 168, 170; 312/7 TV**

- [56] **References Cited**
U.S. PATENT DOCUMENTS
 D. 52,372 8/1918 Wolff D14/18






Fig. 1

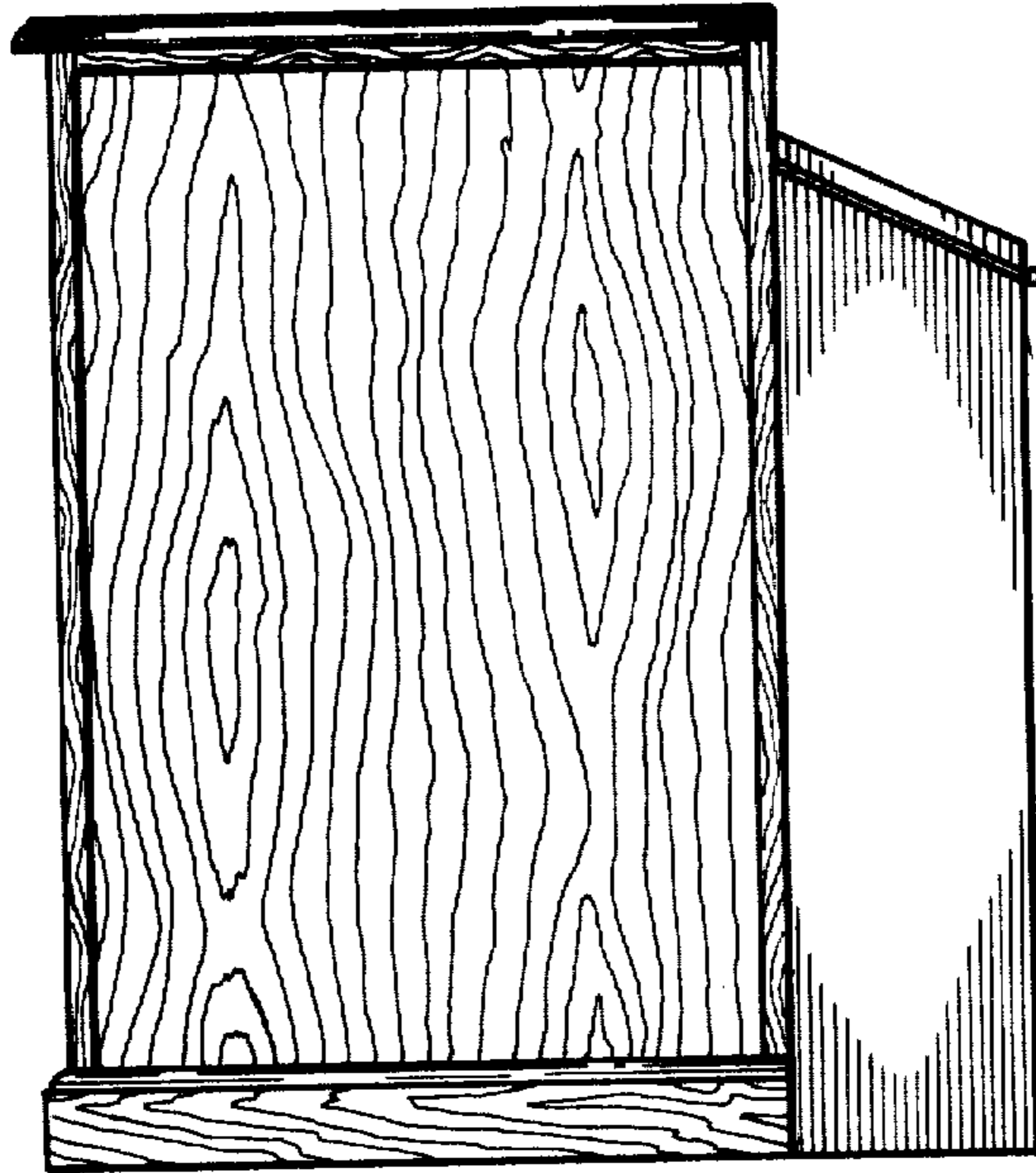


Fig. 2

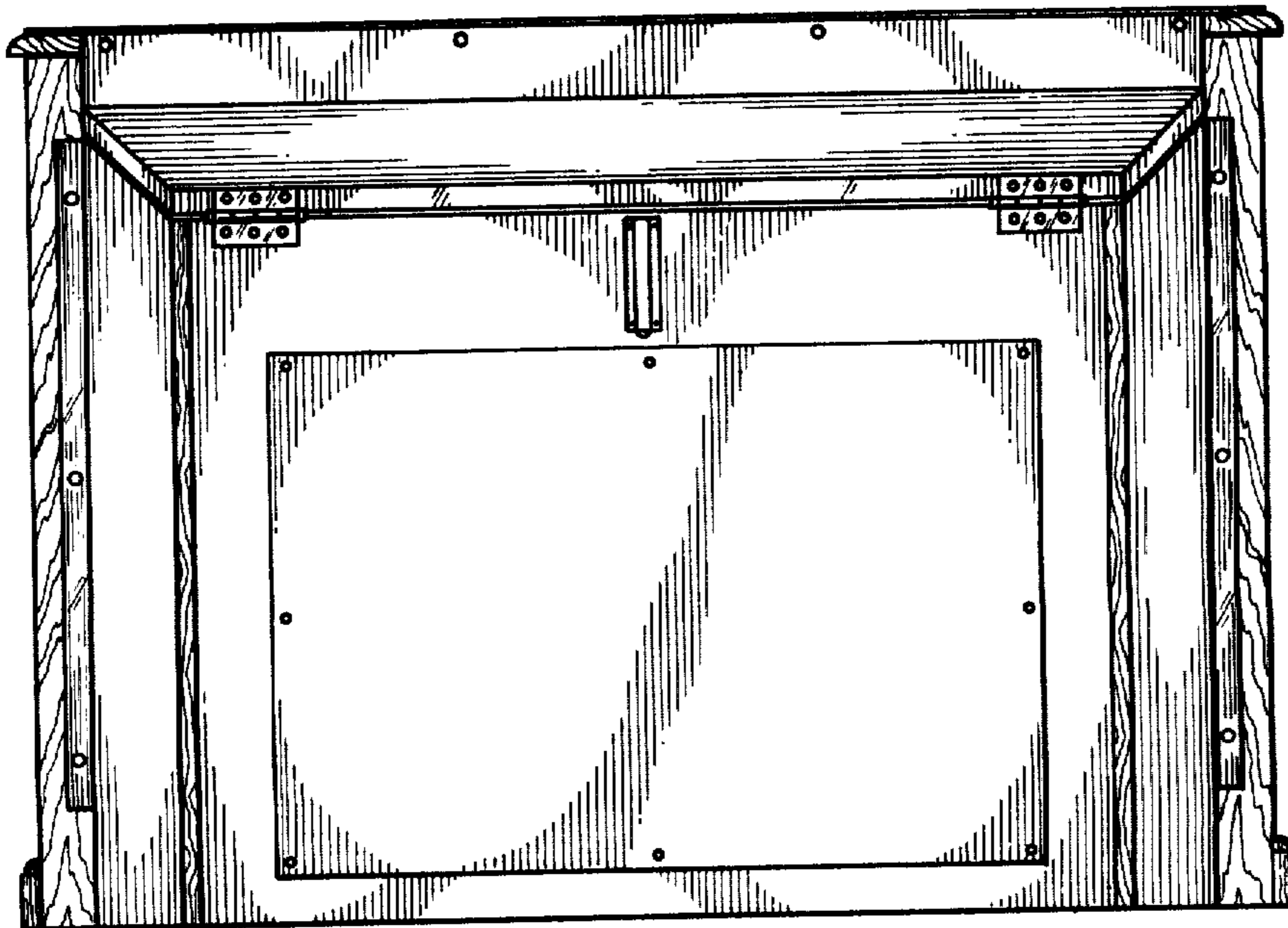


Fig. 3




Fig. 4




Fig. 5