

[54] CONTROL UNIT FOR INTERIOR OF MOTOR VEHICLE

[75] Inventor: Heinz P. Cremer, Remscheid, Fed. Rep. of Germany

[73] Assignee: Keiper Automobiltechnik GmbH & Co. KG, Remscheid, Fed. Rep. of Germany

[\*\*] Term: 14 Years

[21] Appl. No.: 102,948

[22] Filed: Dec. 12, 1979

[30] Foreign Application Priority Data

Jun. 19, 1979 [DE] Fed. Rep. of Germany ..... MR747

[51] Int. Cl. .... D13-03

[52] U.S. Cl. .... D13/32

[58] Field of Search ..... D13/32, 35, 37, 38, D13/40, 41, 12; 180/333; 200/61.67, 1 R, 5 R, 52 R, 157; 361/331, 358

[56] References Cited

U.S. PATENT DOCUMENTS

3,294,926 12/1966 Dellert et al. .... 200/5 R  
4,180,713 12/1979 Gozales ..... 361/331 X

FOREIGN PATENT DOCUMENTS

1513383 1/1968 France ..... 361/358


Primary Examiner—Susan J. Lucas  
Attorney, Agent, or Firm—Michael J. Striker

[57] CLAIM


The ornamental design for a control unit for interior of motor vehicle, substantially as shown and described.

DESCRIPTION

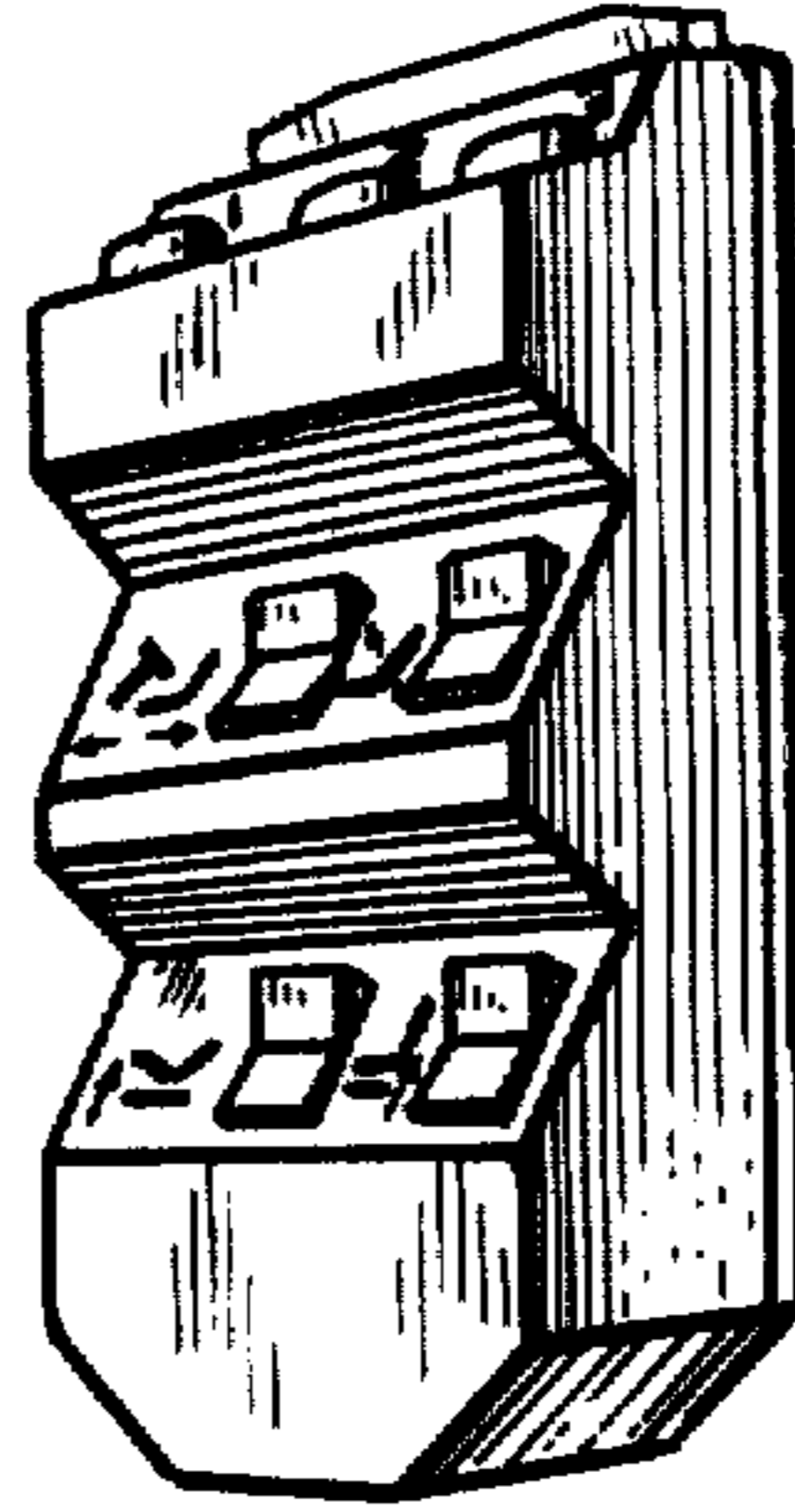
FIG. 1 is a left-side perspective view of a unit for interior of motor vehicle control embodying my new design;  
FIG. 2 is a front view thereof on an enlarged scale;  
FIG. 3 is a right-side perspective view thereof;  
FIG. 4 is a rear view thereof;  
FIG. 5 is a top plan view thereof on an enlarged scale; and  
FIG. 6 is a bottom plan view thereof on an enlarged scale.



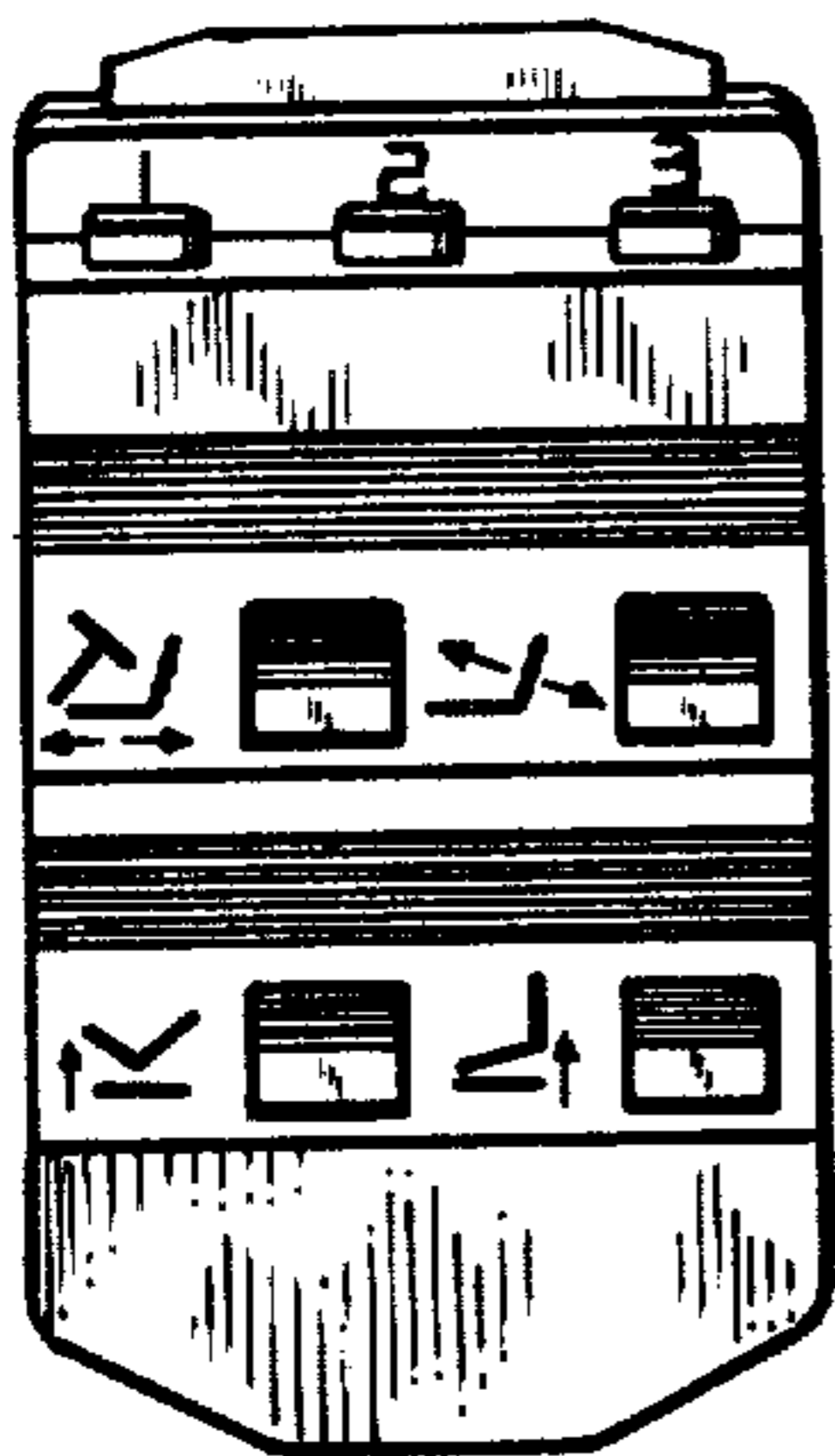
*FIG. 1*



*FIG. 3*



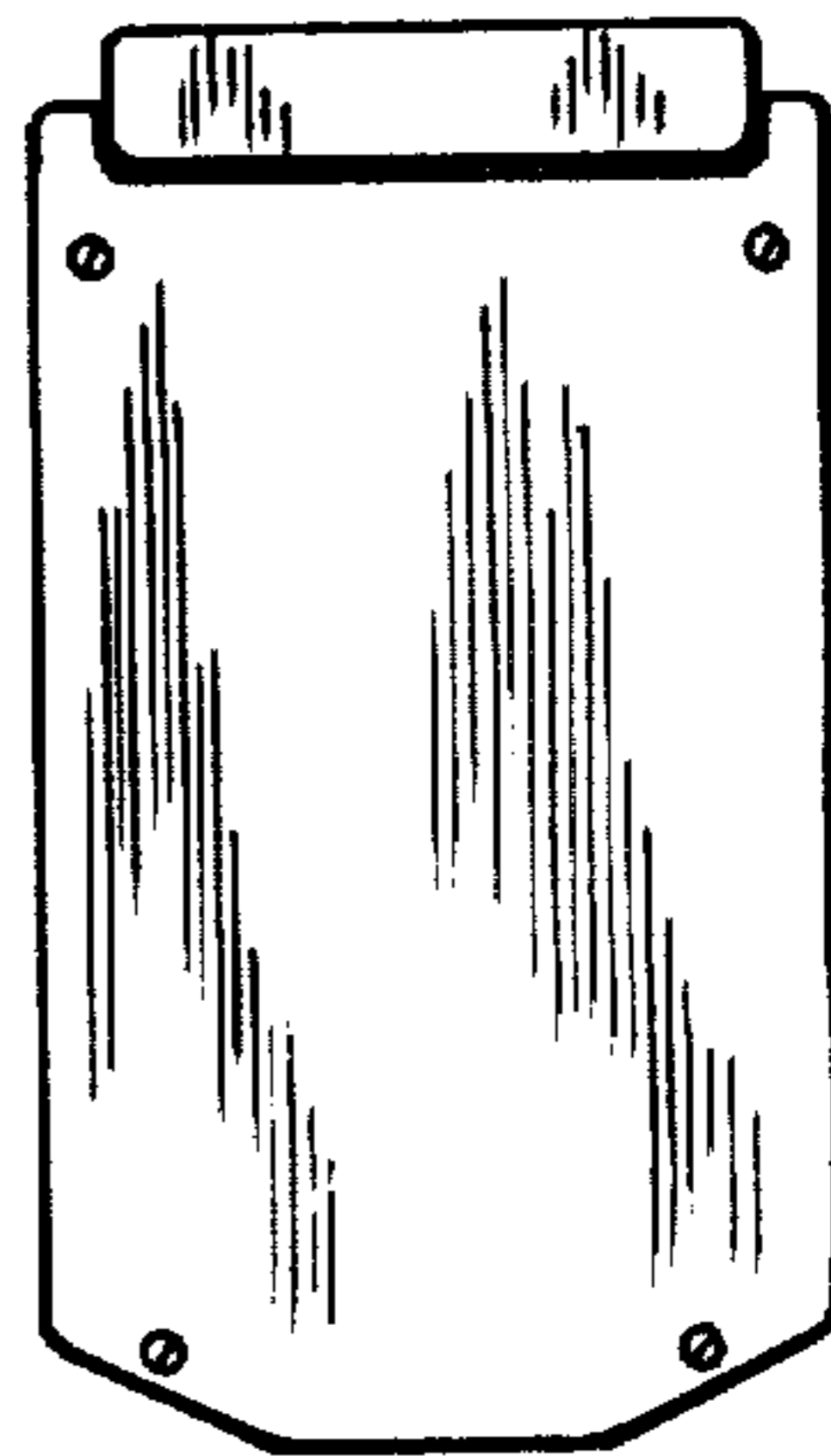
*FIG. 2*




*FIG. 7*



*FIG. 4*



*FIG. 5*



*FIG. 6*

