

[54] SHEATHED ELECTRIC HEATING ELEMENT

[75] Inventor: Richard W. Brent, Pittsburgh, Pa.

[73] Assignee: Emerson Electric Co., St. Louis, Mo.

[**] Term: 14 Years

[21] Appl. No.: 140,140

[22] Filed: Apr. 14, 1980

[51] Int. Cl. D13-99; D23-03

[52] U.S. Cl. D13/21; D23/87; D23/127

[58] Field of Search D23/87, 127; D13/21, D13/99; 219/538, 539, 541, 542, 544, 552; 338/383, 386, 387, 299, 326, 333

[56] References Cited

U.S. PATENT DOCUMENTS

- 2,196,484 4/1940 Wentworth 219/538 X
- 2,830,363 4/1958 Reiter .

- 2,831,909 4/1958 Siefert .
- 3,086,187 4/1963 Duggan et al. 338/283
- 3,354,294 11/1967 Kollar et al. 219/542 X
- 3,673,385 6/1972 Drugmand et al. 219/539 X

OTHER PUBLICATIONS

Chromalox Catalog of Industrial Heating Products, p. 55—Immersion Heaters.

Primary Examiner—Susan J. Lucas
Attorney, Agent, or Firm—Michael Williams

[57] CLAIM

The ornamental design for a sheathed electric heating element, substantially as shown and described.

DESCRIPTION

FIG. 1 is a top plan view of a sheathed electric heating element, showing my new design, FIG. 2 is a side elevational view thereof, FIG. 3 is a rear elevational view thereof, looking from the right side of FIG. 2 and FIG. 4 is a front elevational view thereof, looking from the left side of FIG. 2.

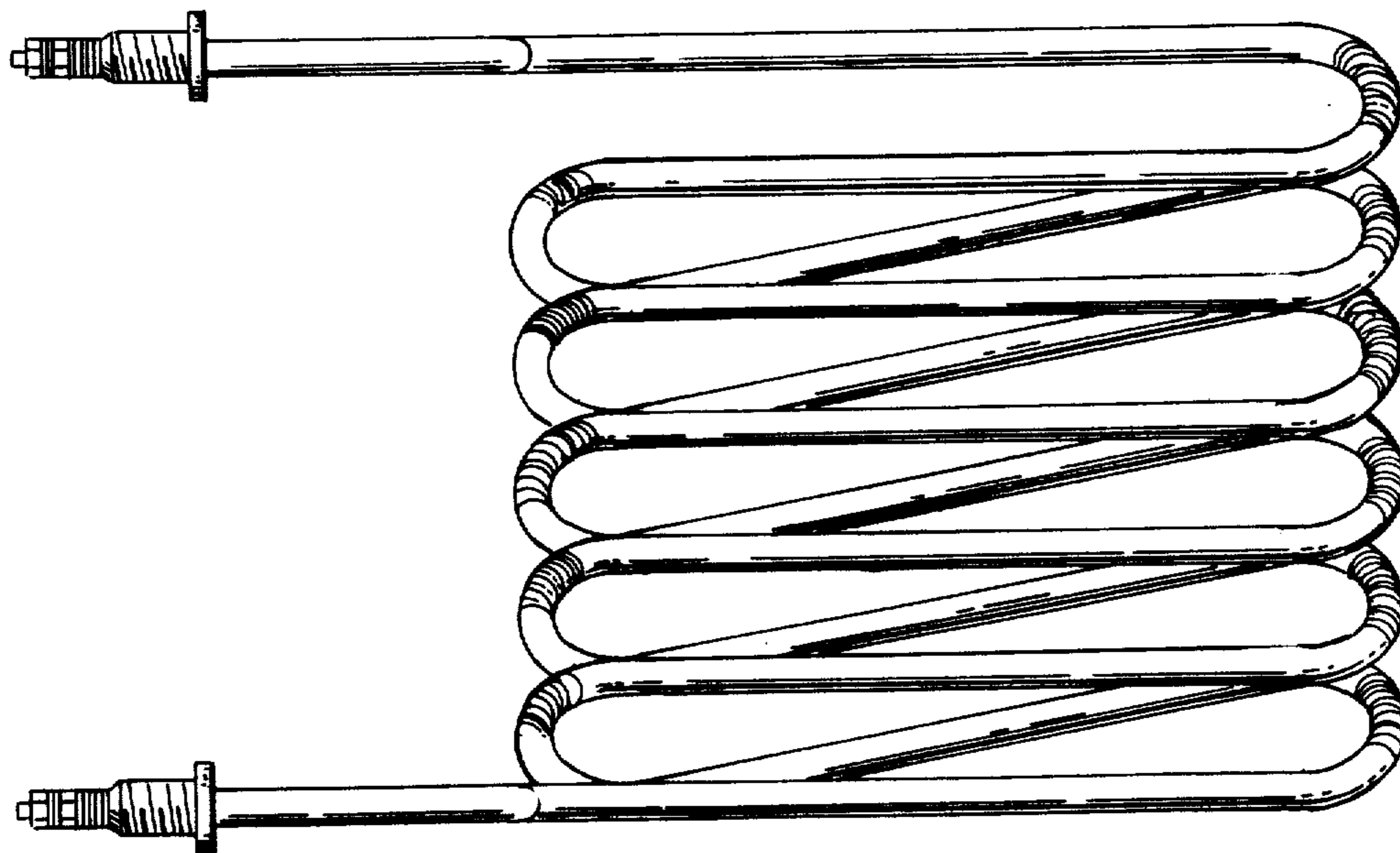


FIG. 1.

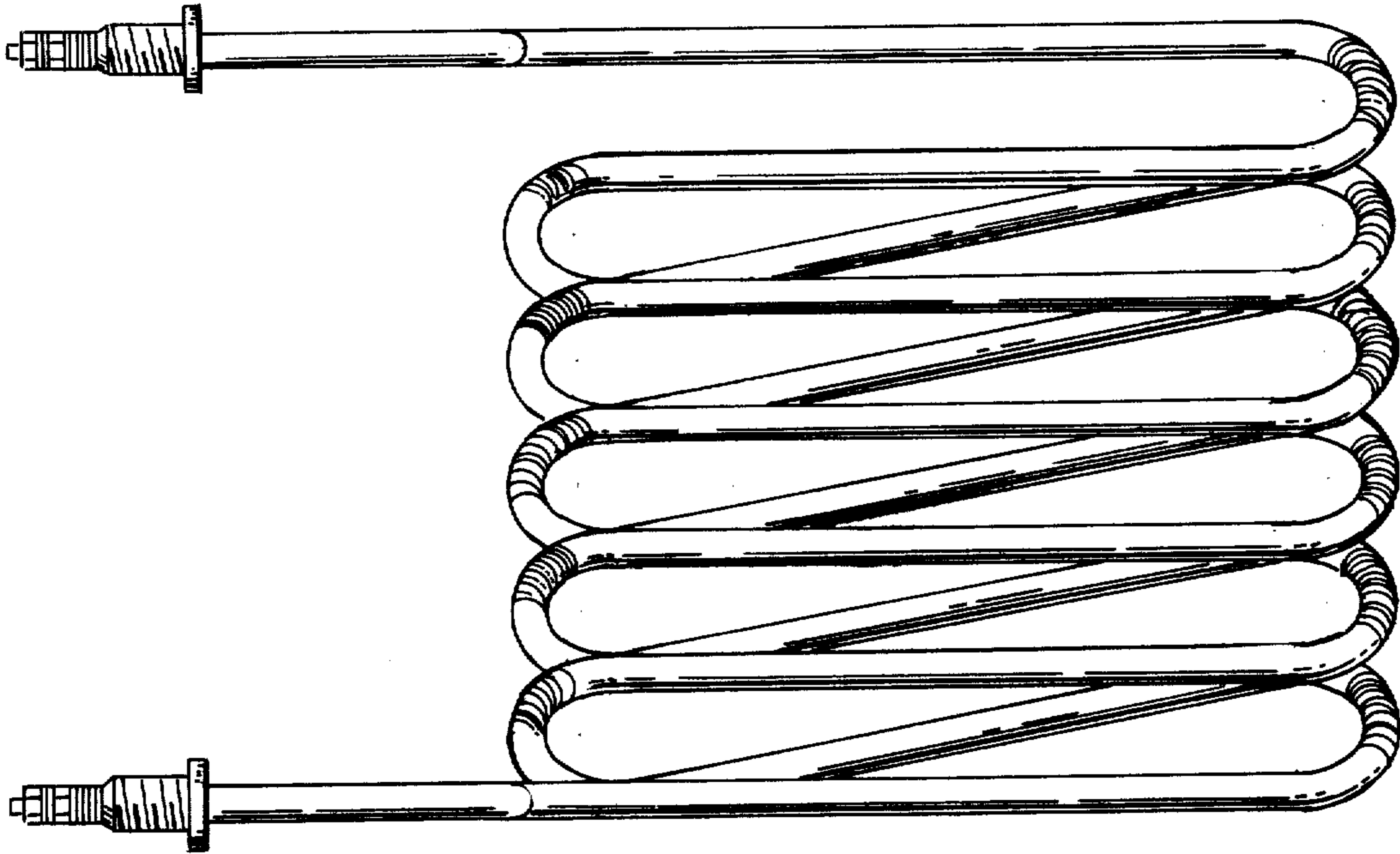


FIG. 2.

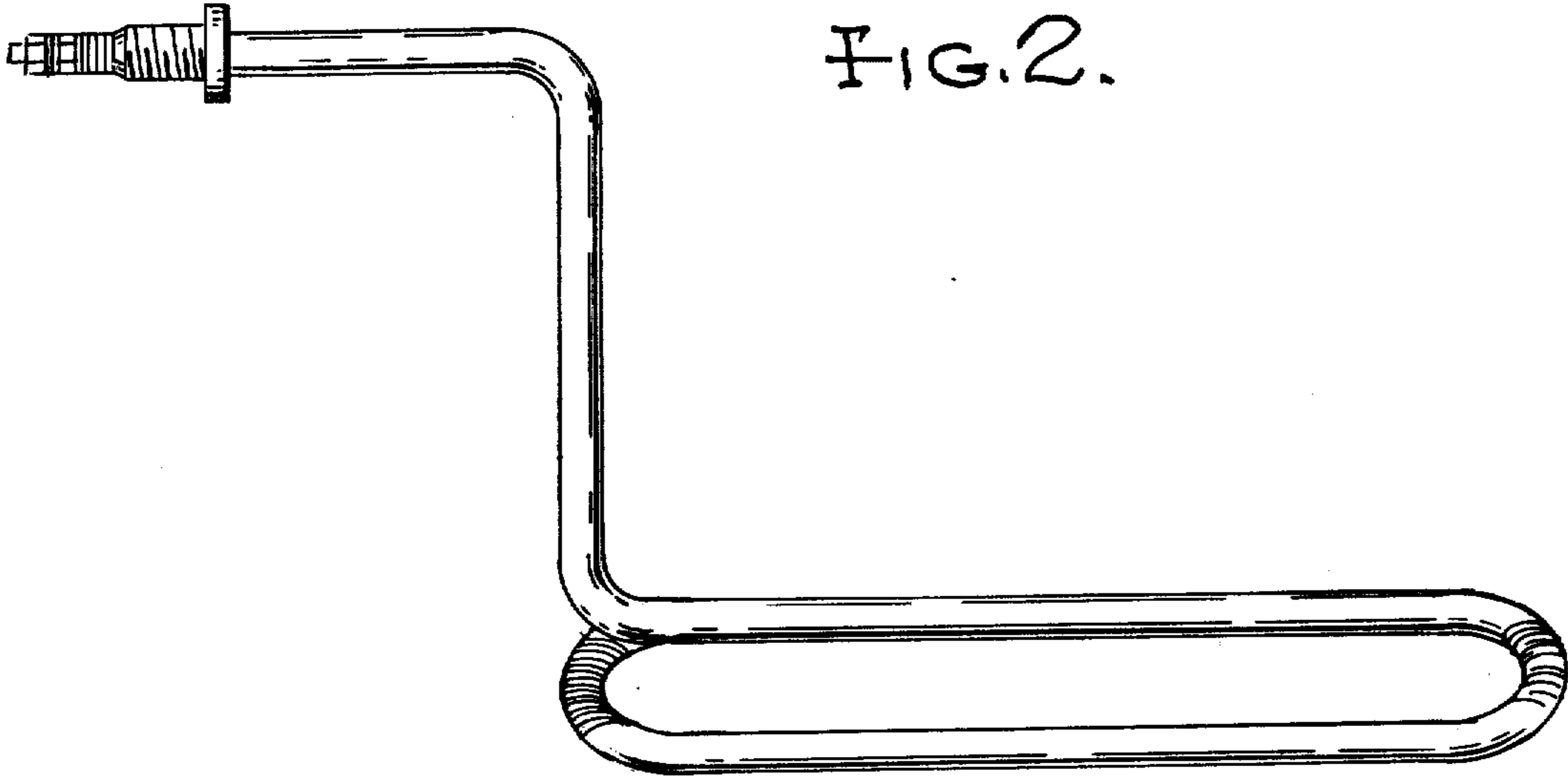


FIG. 3.




FIG. 4.

