

[54] VEHICLE TIRE

[75] Inventors: Hideaki Nishio, Urawa; Kazunari Takaki, Akikawa, both of Japan

[73] Assignee: Bridgestone Tire Company Limited, Tokyo, Japan

[\*\*] Term: 14 Years

[21] Appl. No.: 105,700

[22] Filed: Dec. 20, 1979

[30] Foreign Application Priority Data

Aug. 16, 1979 [JP] Japan ..... 54-34117

[51] Int. Cl. .... D12-15

[52] U.S. Cl. .... D12/147

[58] Field of Search ..... D12/134, 141-143, D12/145-151; 152/209 R, 209 NT, 209 WT, 209 D

[56] References Cited

U.S. PATENT DOCUMENTS

- D. 211,070 5/1968 Kolowski et al. .... D12/147
- D. 244,441 5/1977 Hayakawa et al. .... D12/146

OTHER PUBLICATIONS

Tire Review, 9/79, p. 90, Bridgestone All Purpose Tire, lower center of page.

1979 Tread Design Guide, p. 74, Republic Steel Belted Radial Winter Tire, second row up from bottom, center of page.

1979 Tread Design Guide, p. 142, Dayton Super State Tire, second row down from top, center of page.

Primary Examiner—James M. Gandy  
Attorney, Agent, or Firm—Sughrue, Mion, Zinn, Macpeak and Seas

[57] CLAIM

The ornamental design for a vehicle tire, as shown and described.

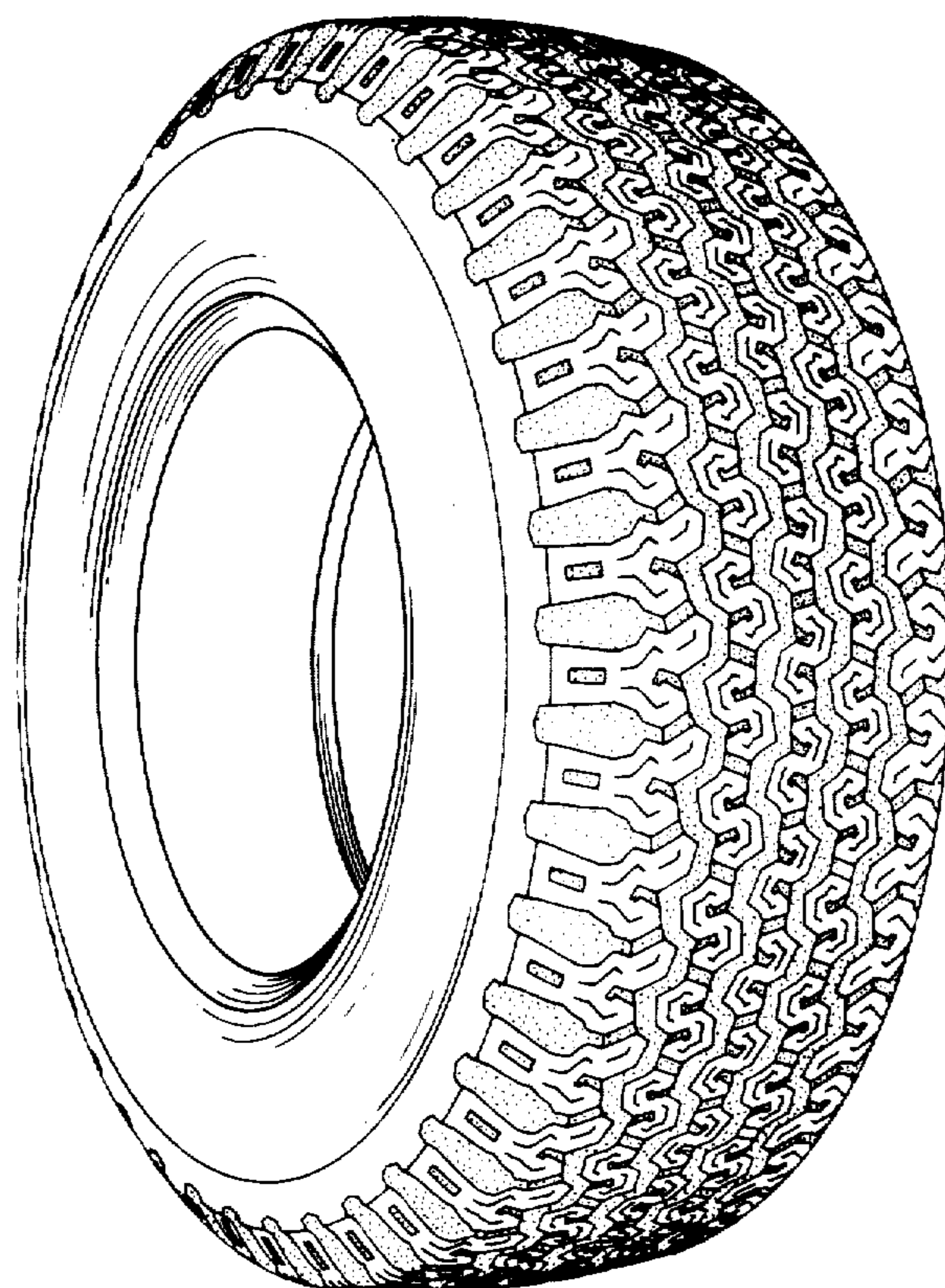
DESCRIPTION

FIG. 1 is a perspective view of a vehicle tire showing our new design, it being understood that the tread pattern is repeated throughout the circumference of the tire;

FIG. 2 is an end elevational view thereof;

FIG. 3 is a side elevational view thereof, the opposite side being substantially a mirror image; and

FIG. 4 is a cross sectional view taken along line 4—4 in FIG. 2.



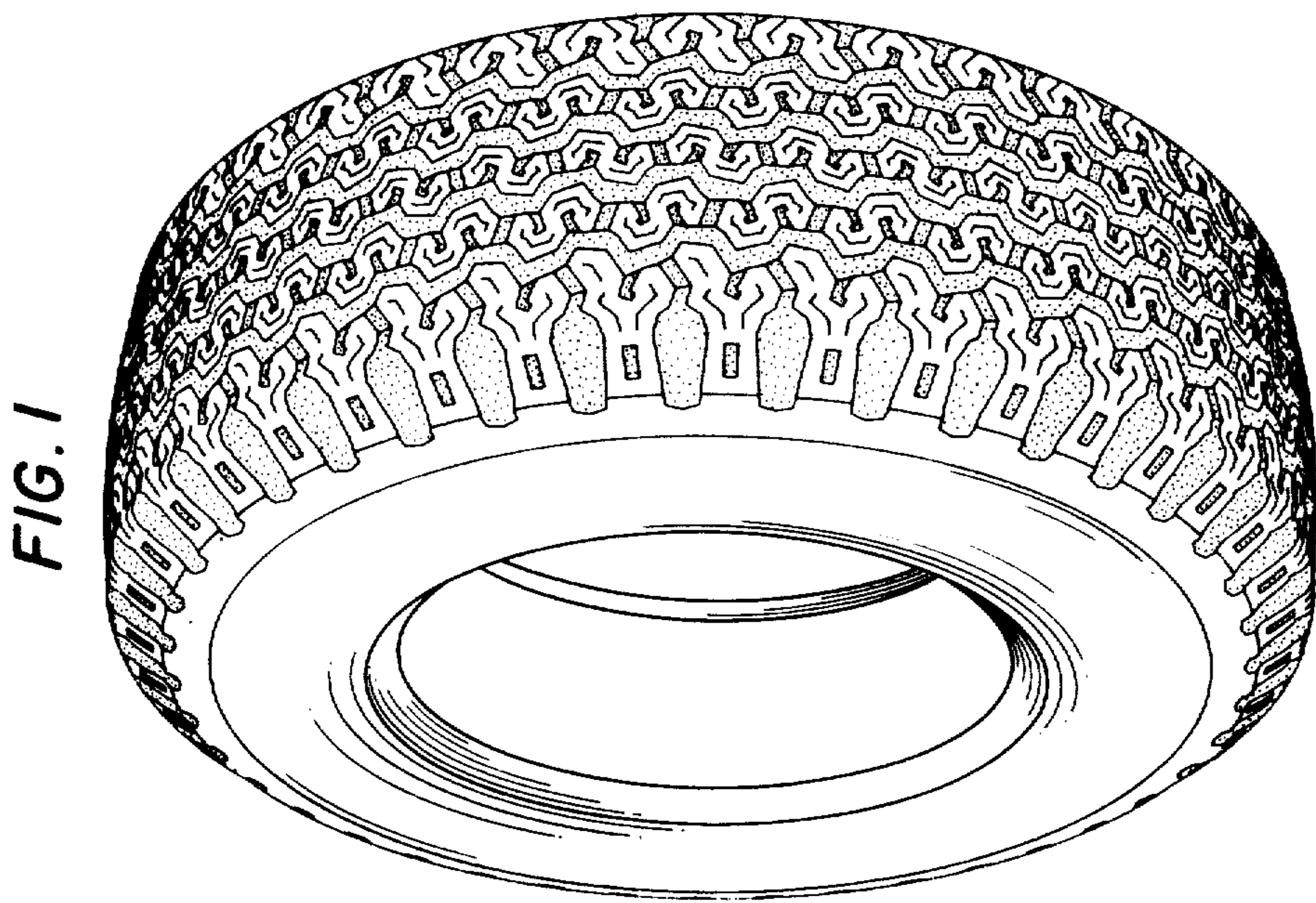





FIG. 2

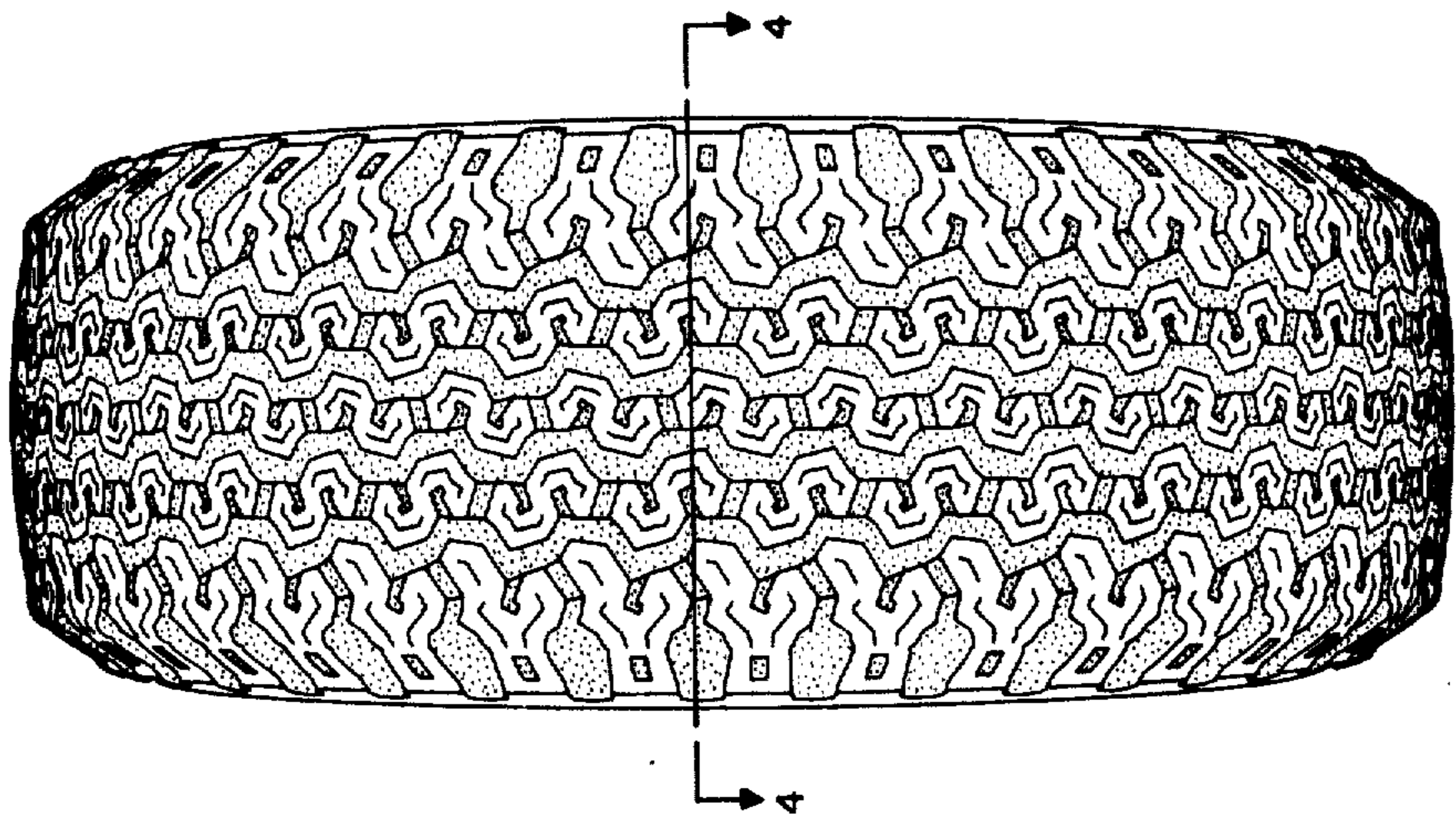


FIG. 3

