

[54] **CONDIMENT DISPENSER OR THE LIKE**

[75] Inventor: **Richard V. Haner, Elmira, N.Y.**
 [73] Assignee: **Corning Glass Works, Corning, N.Y.**
 [**] Term: **14 Years**
 [21] Appl. No.: **179,893**
 [22] Filed: **Aug. 20, 1980**

[51] Int. Cl. **D07-06**
 [52] U.S. Cl. **D7/54; D9/366**
 [58] Field of Search **D7/40, 131, 52, 58, D7/17, 79, 76, 54, 55, 57; D9/447, 359, 361, 366, 352, 449, 450**

[56] **References Cited**

U.S. PATENT DOCUMENTS

D. 21,628	6/1892	Underhill	D9/352
D. 200,977	4/1965	Baum	D7/57 X
D. 201,942	8/1965	Feldman	D7/54 X
D. 220,160	3/1971	Balbach et al.	D9/352 X
D. 237,855	12/1975	Achenbach	D7/17 X
3,323,683	6/1967	Cianciolo	D7/57 X

OTHER PUBLICATIONS

Dripcut Corp.-Salt & Pepper Shakers, #53410, Clear

Square Glass/Stainless Steel Top, bottom panel, loose sheets.
Anchor Hocking 70 Cat., p. 84, Items JJ and KK, far right, Crystal Salt and Pepper Sets, Chrome Caps.
Industrial Design, Jul./Aug. 1978, p. 30, Salt & Pepper Shakers by R. E. Bourke Assoc./Air Plastics, bottom of page.

Primary Examiner—Winifred E. Herrmann
Attorney, Agent, or Firm—Burton R. Turner

[57] **CLAIM**

The ornamental design for a condiment dispenser or the like, as shown and described.

DESCRIPTION

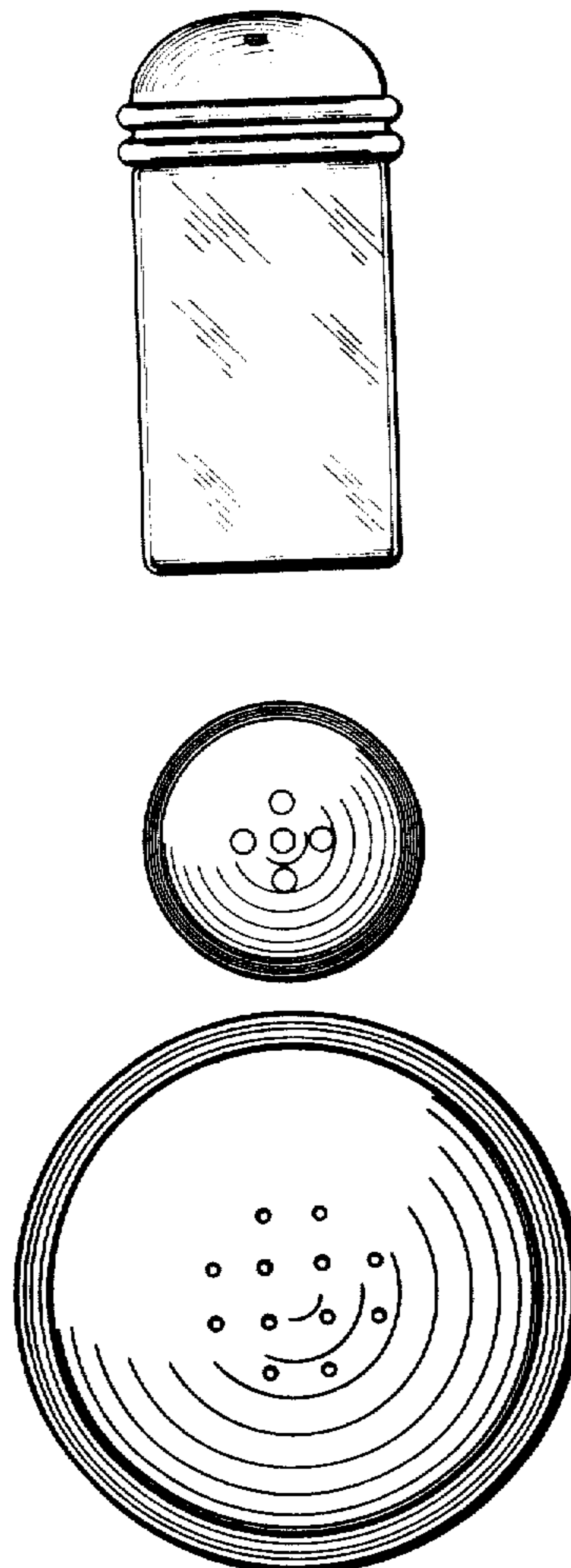
FIG. 1 is an elevational view of a condiment dispenser or the like showing my new design.

FIG. 2 is a top plan view.

FIG. 3 is an elevational view of a further embodiment.

FIG. 4 is a top plan view of the embodiment shown in FIG. 3.

The bottom of the condiment dispenser or the like is substantially flat.






Fig. 1

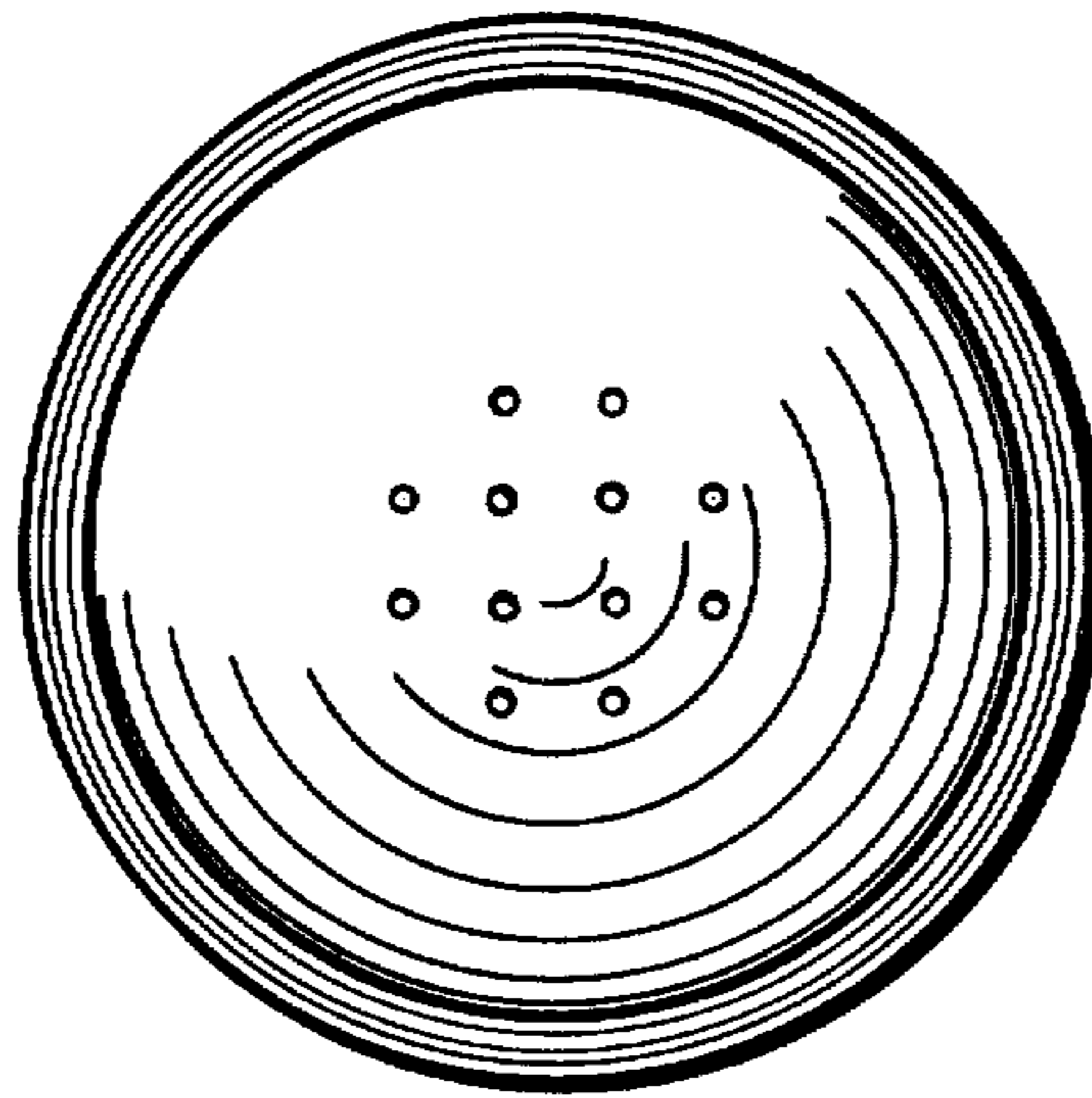


Fig. 2

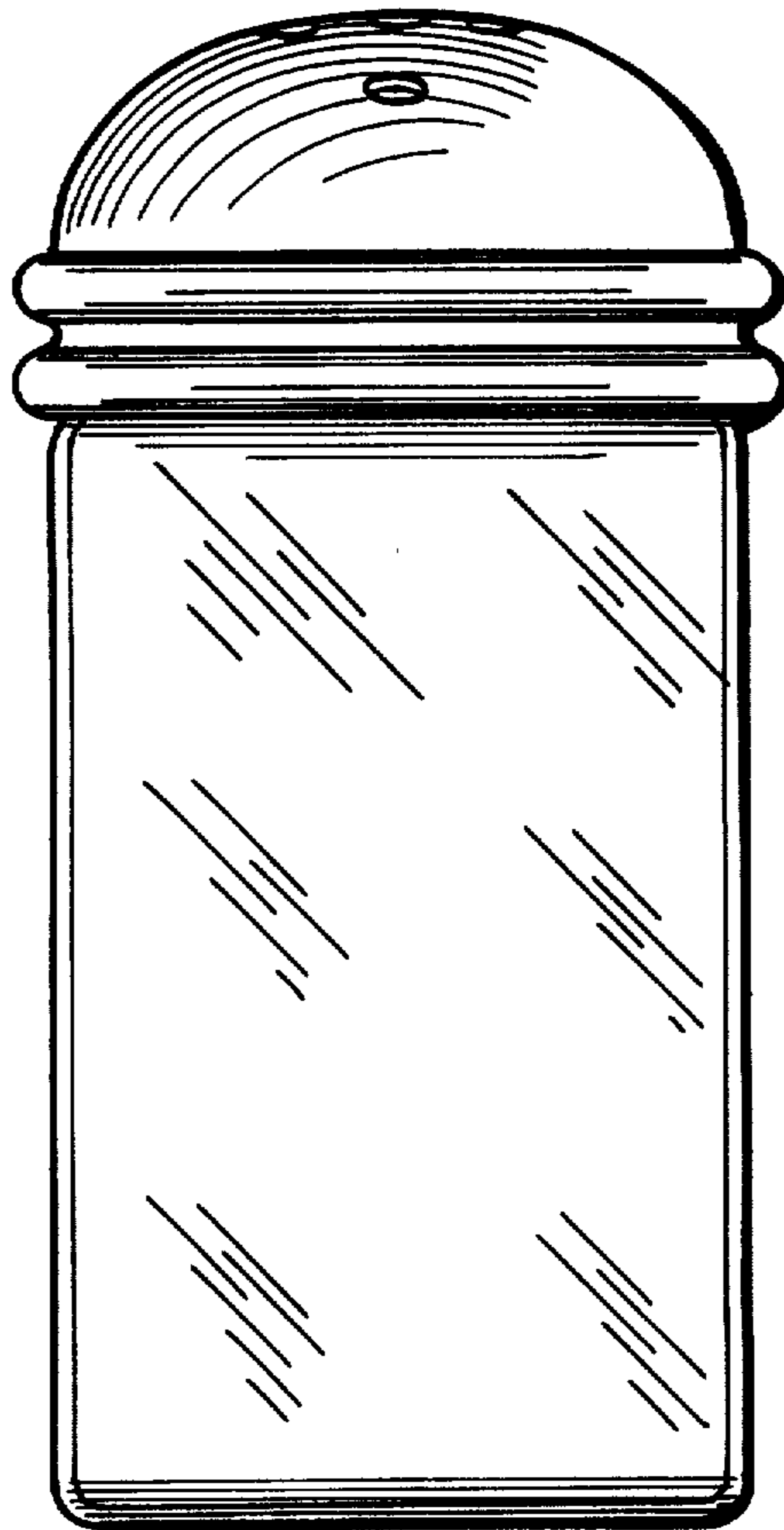


Fig. 3

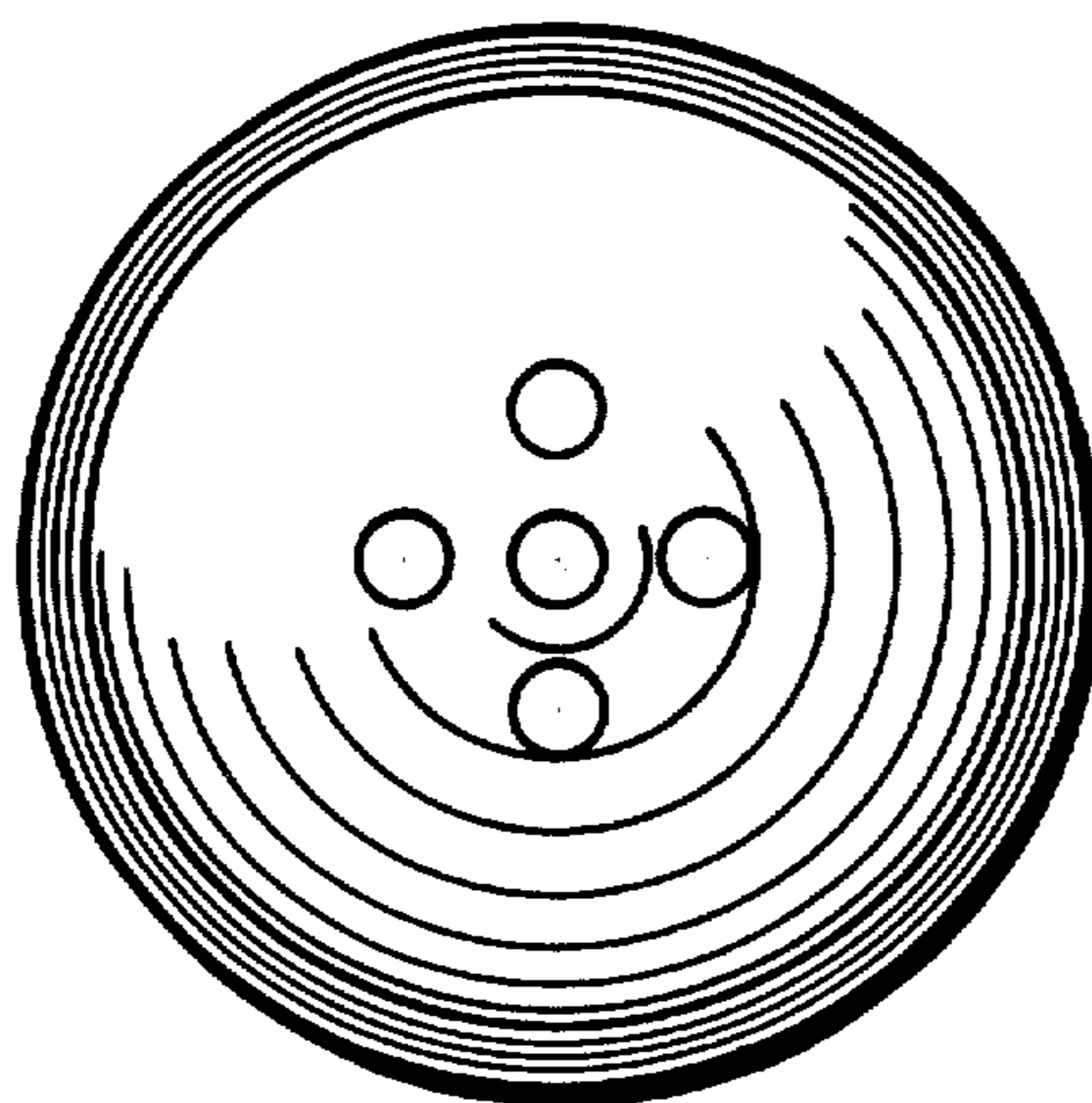


Fig. 4