

[54] TOOTHBRUSH AND TOOTHPASTE TUBE CAP SET

[75] Inventor: Channing Cassett, New York, N.Y.

[73] Assignee: Valdor International Cosmetics Ltd., New York, N.Y.

[**] Term: 14 Years

[21] Appl. No.: 186,251

[22] Filed: Sep. 11, 1980

[51] Int. Cl. D4-02

[52] U.S. Cl. D4/18; D4/25

[58] Field of Search D4/1-38; 15/159 R, 159 A, 160, 167 R, 167 A; 132/84 R-84 D; 206/581, 229, 38, 277, 361, 15.2, 15.3, 63.5

[56] References Cited

U.S. PATENT DOCUMENTS

- D. 85,112 7/1931 McGauley .
- D. 108,852 9/1937 Herrick et al. .
- D. 136,156 5/1943 Fuller .
- D. 141,350 6/1944 Alexander et al. .
- D. 160,101 5/1949 MacDonald .
- D. 163,707 6/1951 Pifer D4/25
- D. 180,091 4/1957 Mayer .
- D. 204,869 5/1966 Solberg .

- D. 219,121 11/1970 Krabner .
- D. 250,148 11/1978 Hill et al. .

Primary Examiner—Catherine E. Kemper
Attorney, Agent, or Firm—Hubbell, Cohen, Stiefel & Gross

[57] CLAIM

The ornamental design for a toothbrush and toothpaste tube cap set, as shown.

DESCRIPTION

FIG. 1 is a bottom perspective view of a toothbrush and toothpaste cap set, showing my new design;
 FIG. 2 is a bottom plan view of the toothbrush shown alone for convenience of illustration;
 FIG. 3 is a right side elevational view thereof;
 FIG. 4 is a top plan view thereof;
 FIG. 5 is a left side elevational view thereof;
 FIG. 6 is a front elevational view thereof;
 FIG. 7 is a rear elevational view thereof;
 FIG. 8 is a top perspective view of the toothbrush and toothpaste cap set;
 FIG. 9 is a front elevational view of the toothpaste cap, shown alone for convenience of illustration;
 FIG. 10 is a left side elevational view thereof;
 FIG. 11 is a rear elevational view thereof;
 FIG. 12 is a right side elevational view thereof;
 FIG. 13 is a top plan view thereof;
 FIG. 14 is a bottom plan view thereof.

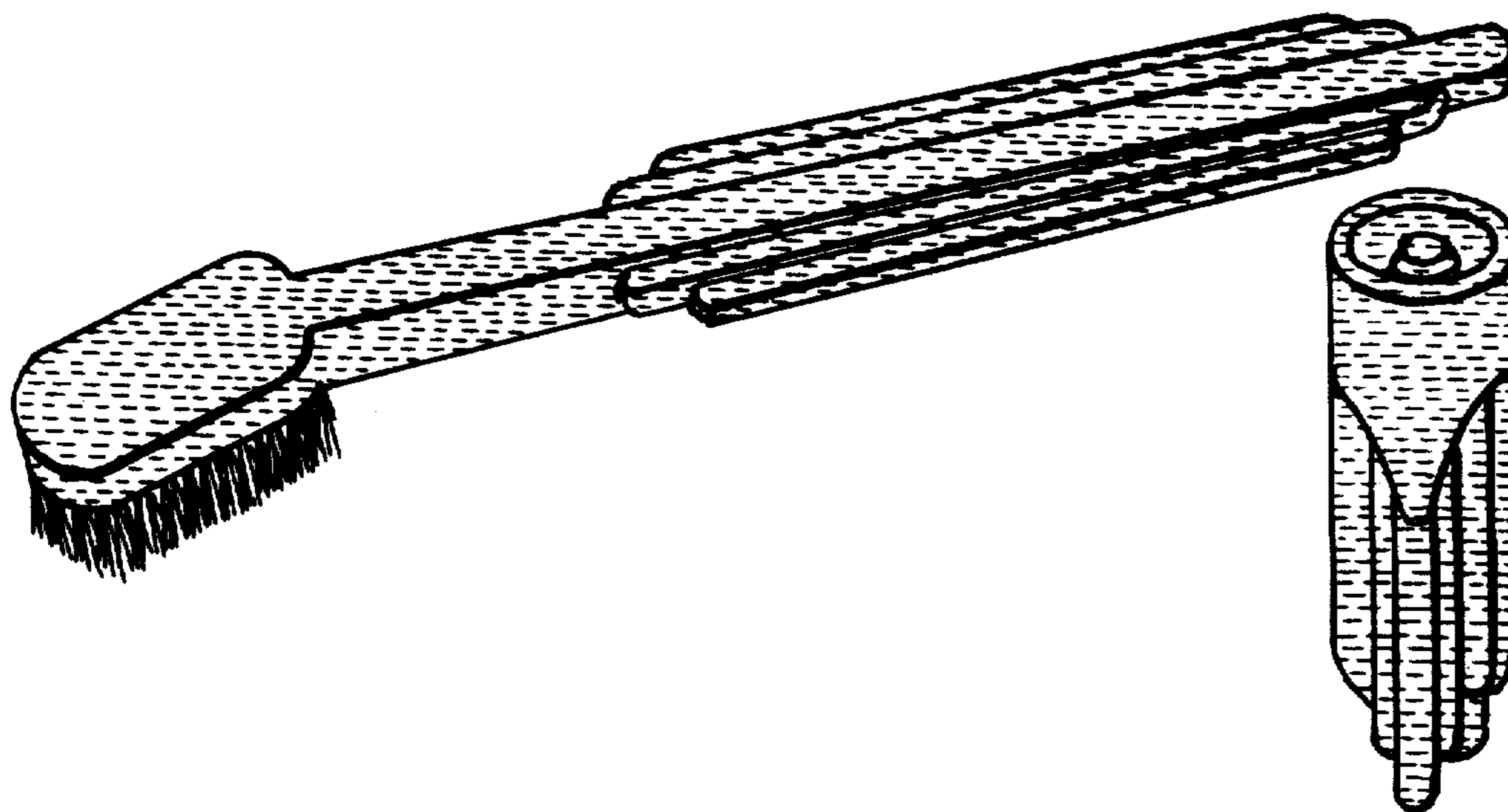


FIG. 1.

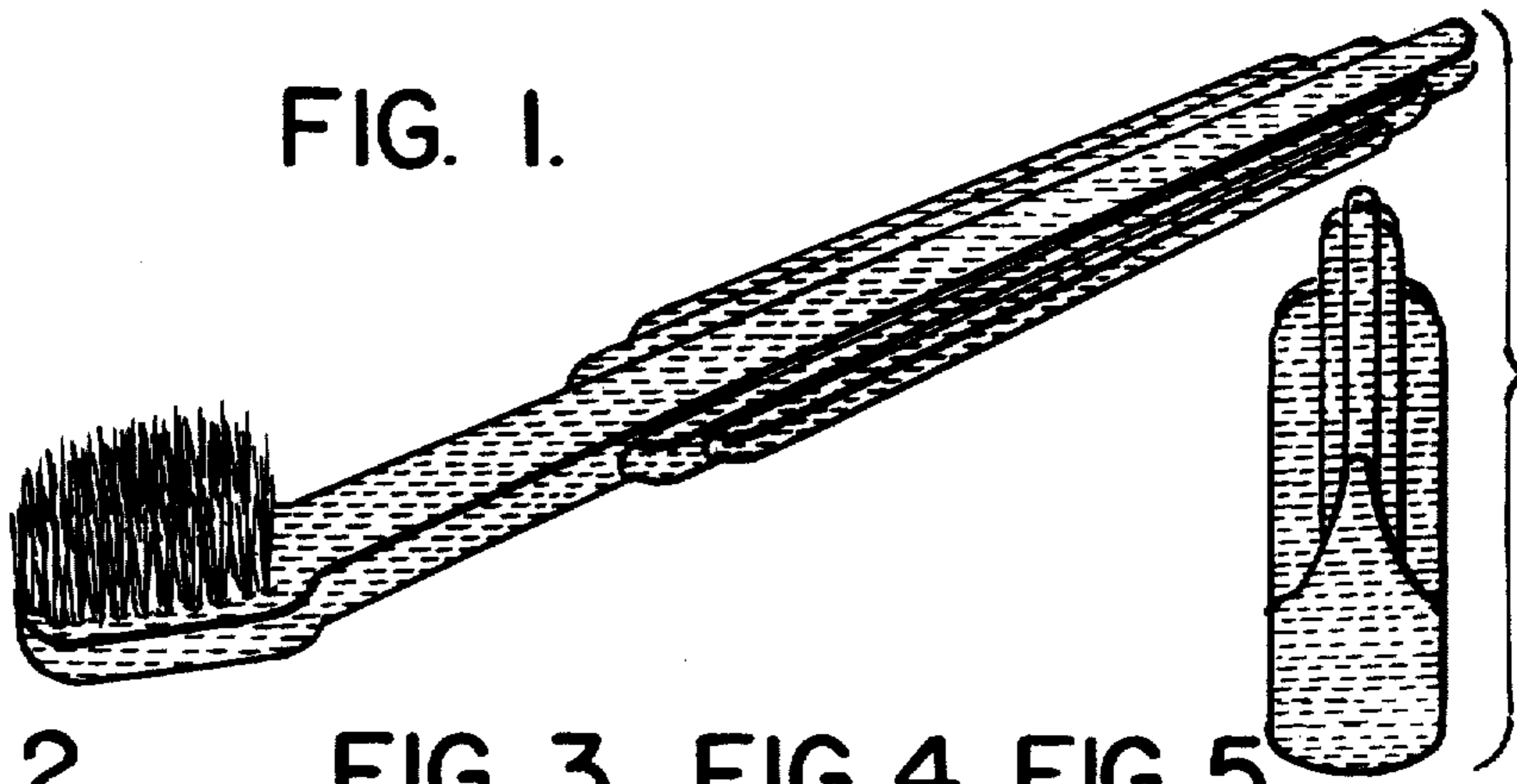


FIG. 2.




FIG. 3. FIG. 4. FIG. 5.

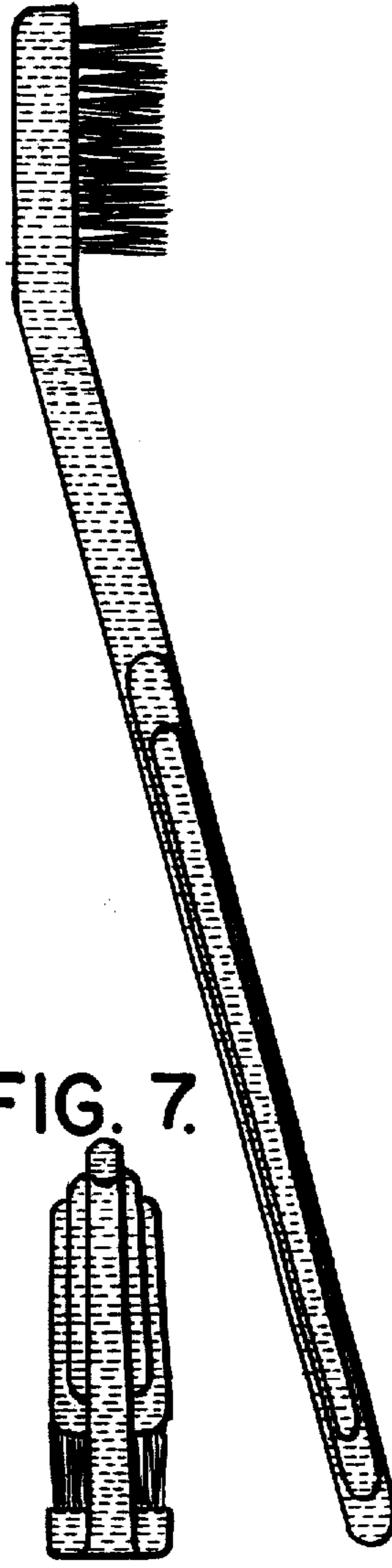




FIG. 6.

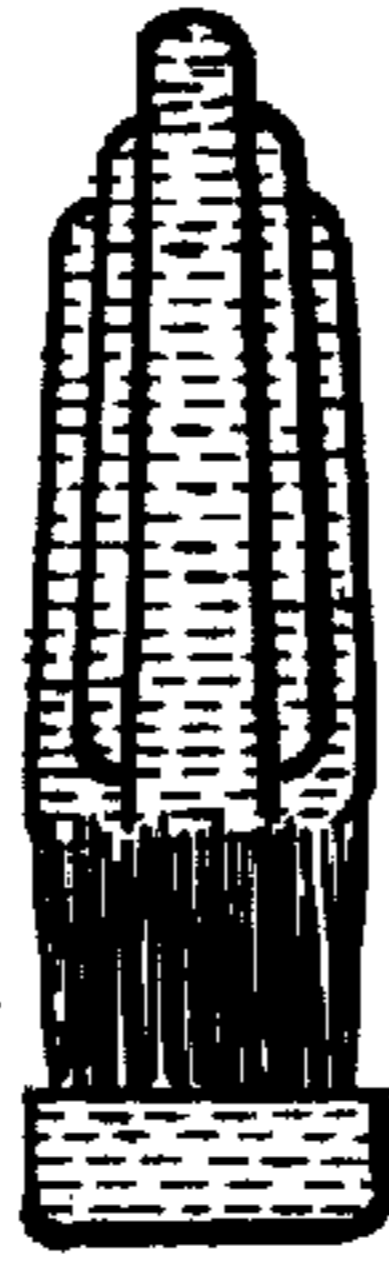


FIG. 7.




FIG. 8.

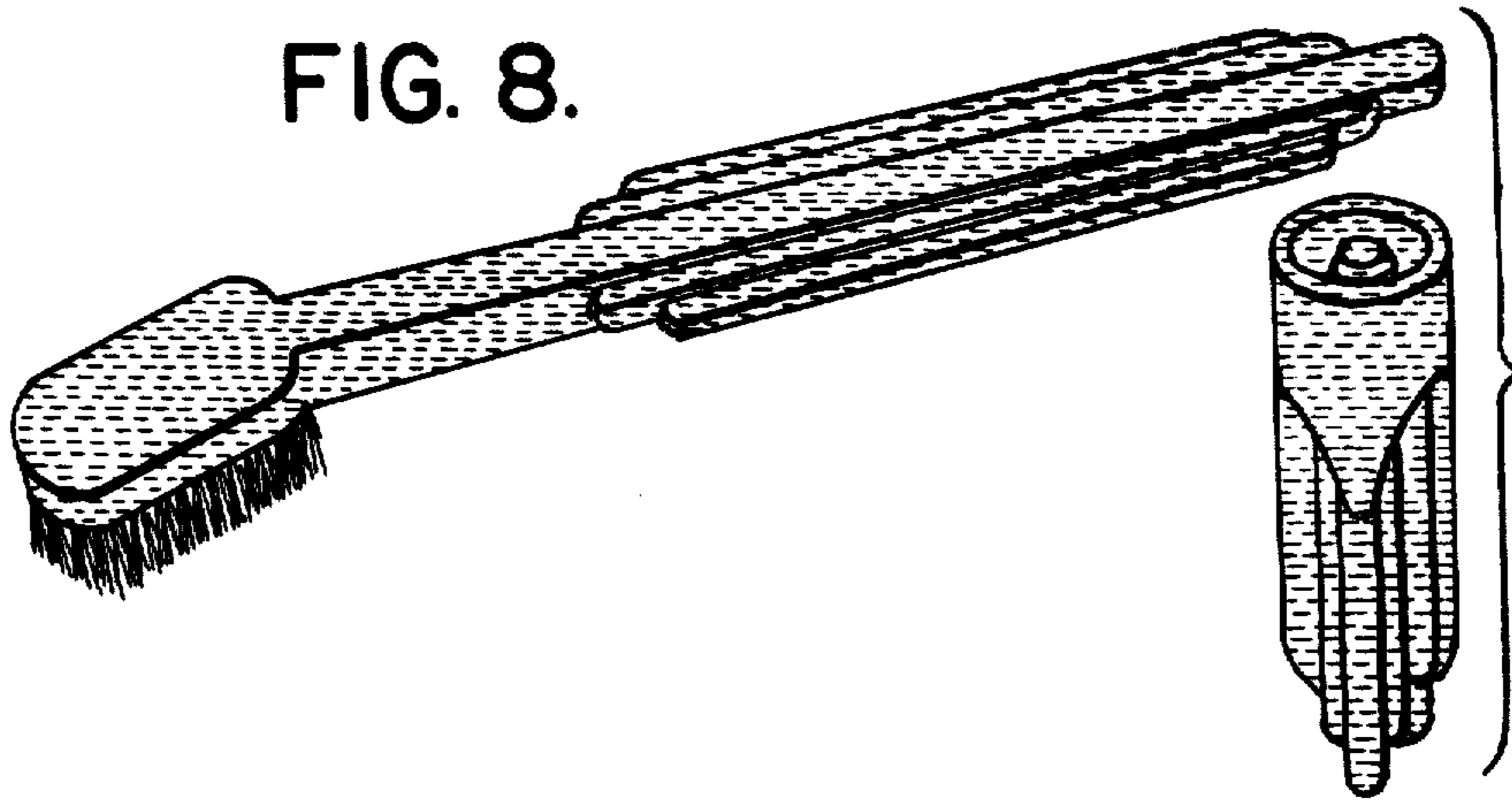


FIG. 9. FIG. 10. FIG. 11. FIG. 12.

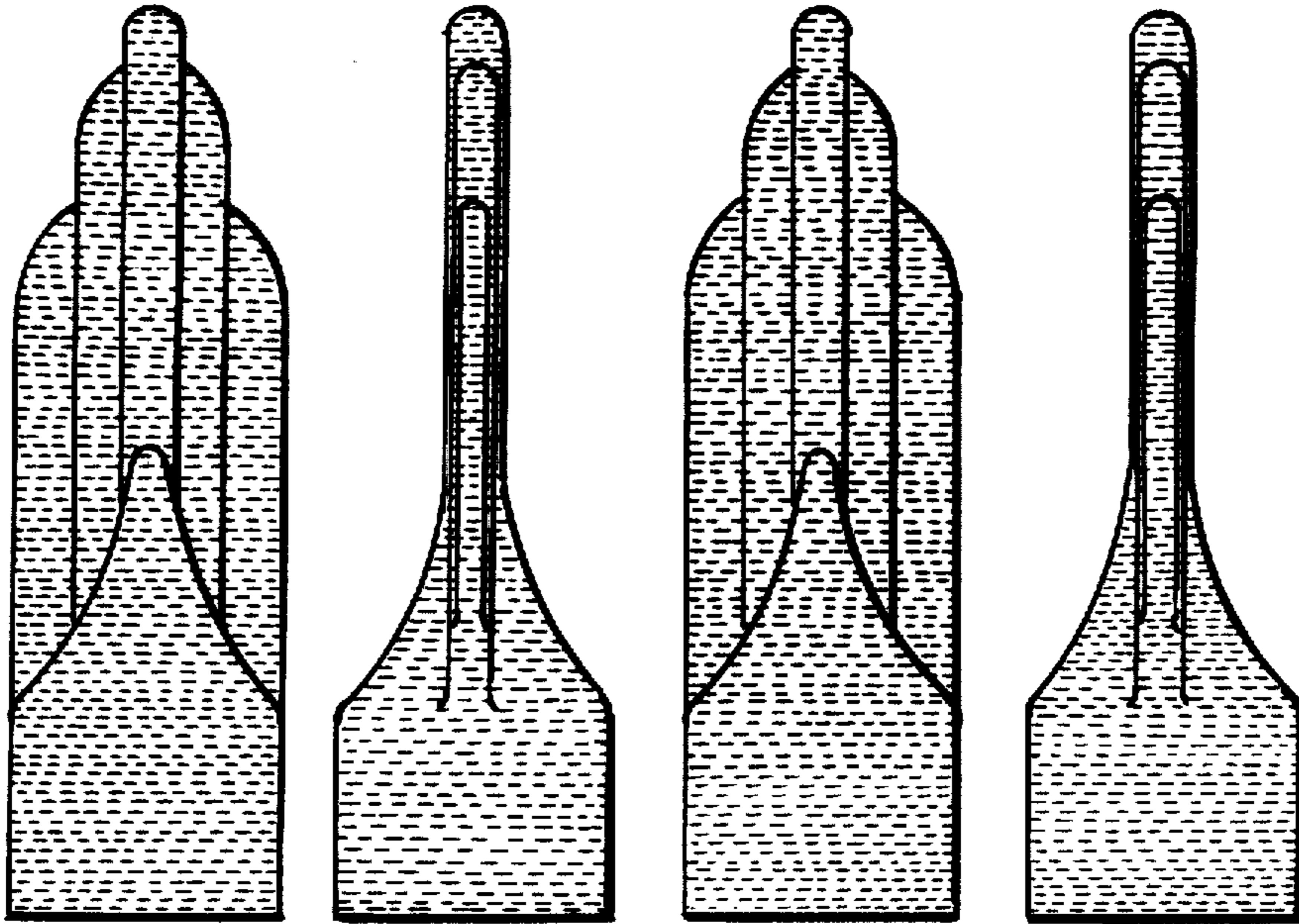


FIG. 13.

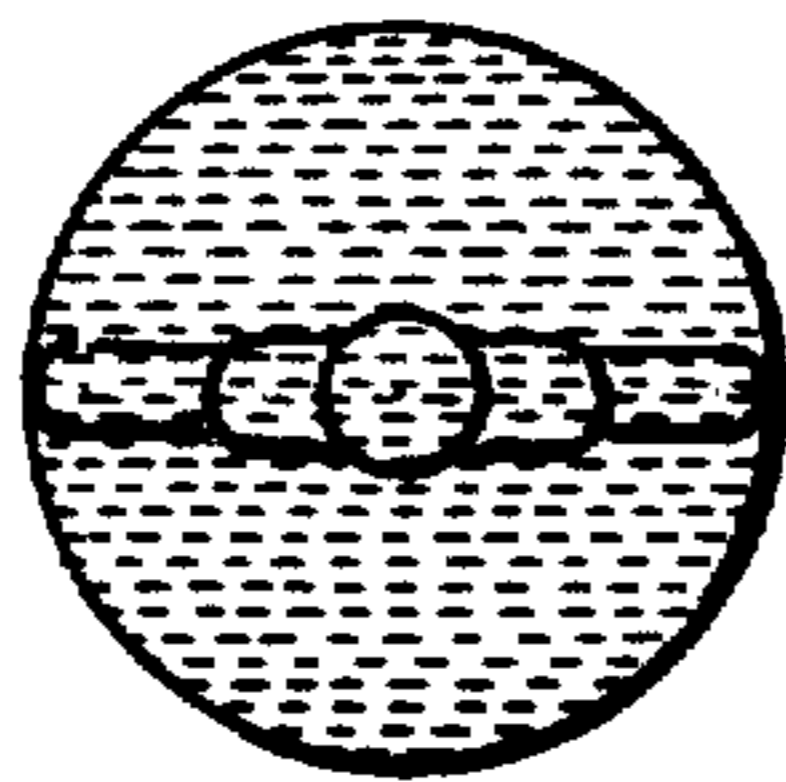


FIG. 14.

