

[54] **SHOE SOLE**

[76] **Inventor:** Jerry D. Stubblefield, 11725 NW.  
 Damascus, Portland, Oreg. 97229

[\*\*] **Term:** 14 Years

[21] **Appl. No.:** 203,068

[22] **Filed:** Nov. 3, 1980

[51] **Int. Cl.** ..... D2-04

[52] **U.S. Cl.** ..... D2/320

[58] **Field of Search** ..... D2/319-320,  
 D2/309-311; 36/32 R, 25 R, 59 C, 113-115,  
 128-129

[56] **References Cited**

**U.S. PATENT DOCUMENTS**

D. 15,185	8/1884	Brooks	.....	36/32 R X
D. 25,594	6/1896	Plant	.....	D2/320
D. 73,143	7/1927	Oakley	.....	D2/320
D. 81,915	9/1930	Burchfield	.....	D2/320
D. 171,130	12/1953	Gruner	.....	D2/320

1,524,782 2/1925 Clarke ..... 36/32 R X

**FOREIGN PATENT DOCUMENTS**

466446 5/1914 France ..... 36/29

*Primary Examiner*—Nelson C. Holtje  
*Attorney, Agent, or Firm*—Saidman & Sterne

[57] **CLAIM**

The ornamental design for a shoe sole, as shown and described.

**DESCRIPTION**

FIG. 1 is a bottom plan view of a shoe sole showing my new design;

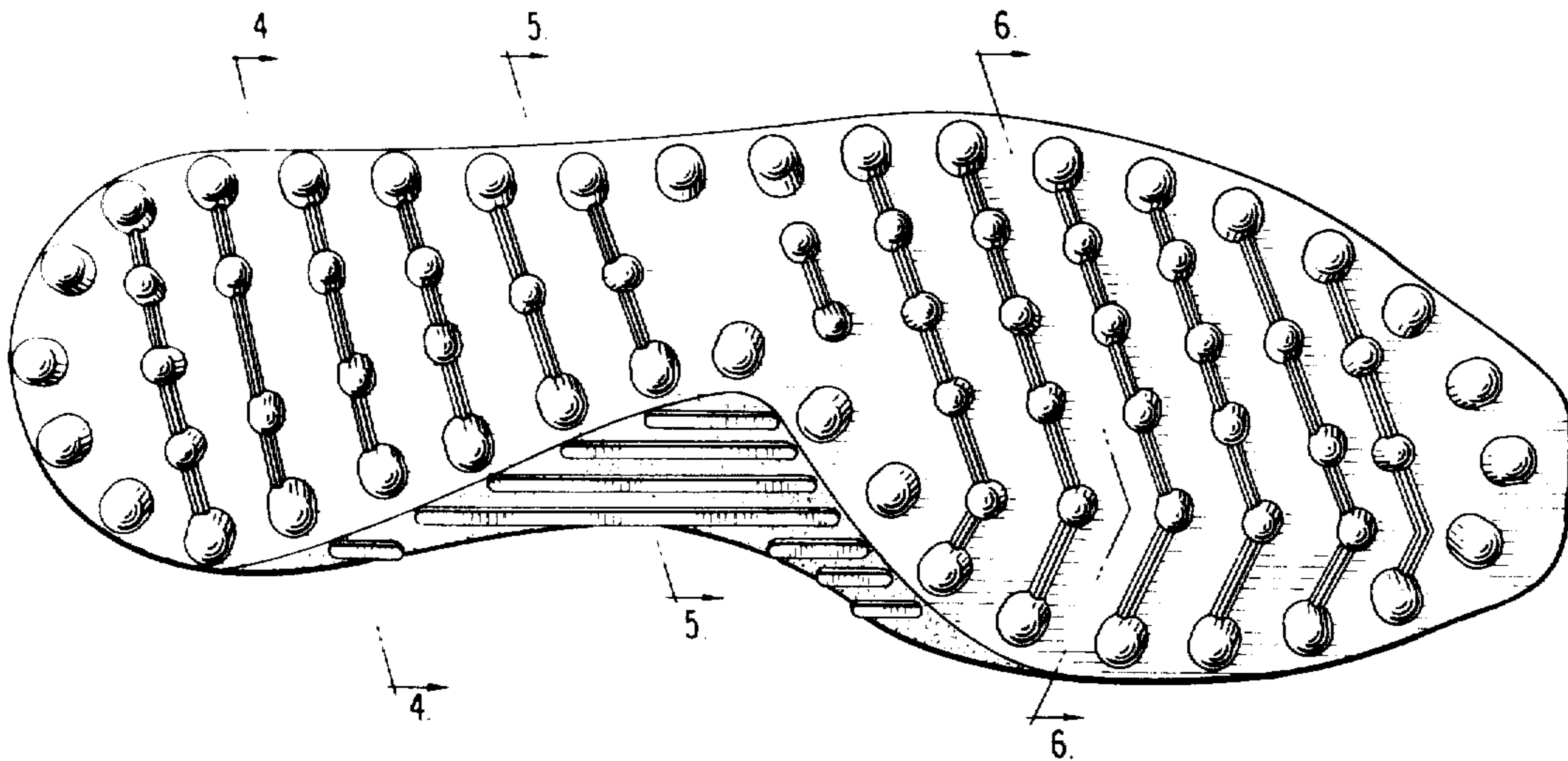
FIG. 2 is a side elevational view thereof;

FIG. 3 is a top plan view thereof;

FIG. 4 is a sectional view thereof taken along line 4—4 of FIG. 1;

FIG. 5 is a sectional view thereof taken along line 5—5 of FIG. 1; and

FIG. 6 is a sectional view thereof taken along line 6—6 of FIG. 1.



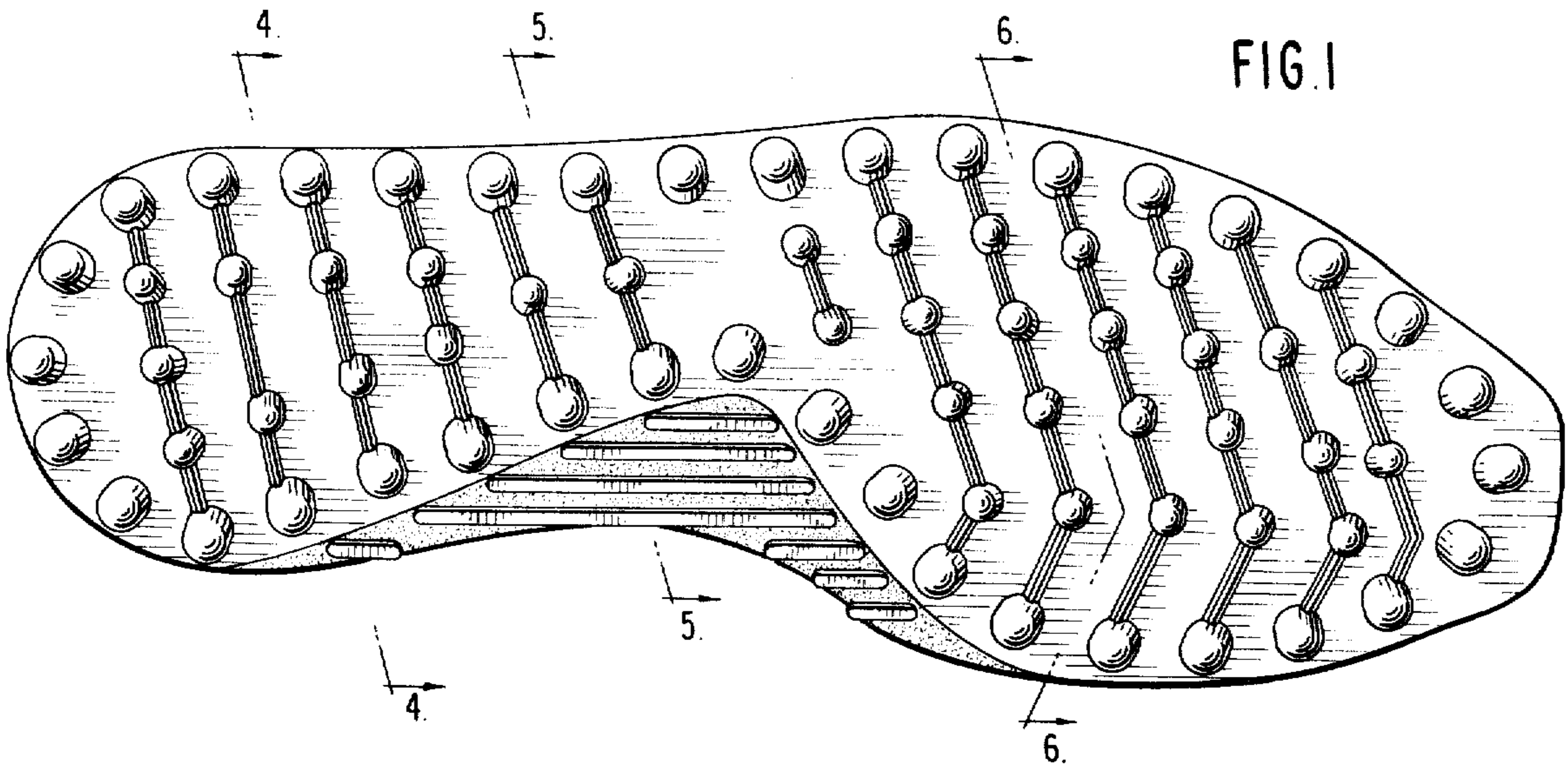


FIG. 2



FIG. 3

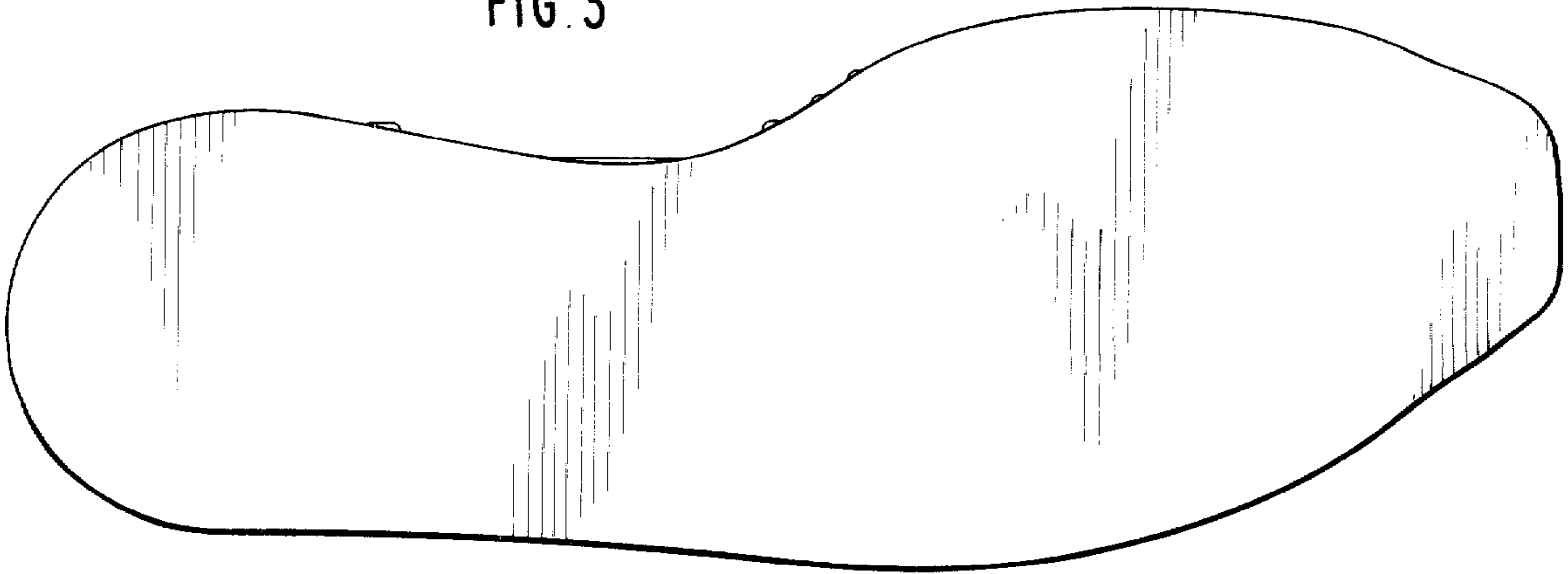


FIG. 4



FIG. 5



FIG. 6