

[54] SHOE SOLE

[76] Inventor: Jerry D. Stubblefield, 11725 NW. Damascus, Portland, Oreg. 97229

[\*\*] Term: 14 Years

[21] Appl. No.: 203,067

[22] Filed: Nov. 3, 1980

[51] Int. Cl. .... D2-04

[52] U.S. Cl. .... D2/320

[58] Field of Search ..... D2/309-311, D2/319-320; 36/32 R, 113-115, 128-129, 84, 25 R

[56] References Cited

U.S. PATENT DOCUMENTS

- D. 94,080 12/1934 Fowler ..... D2/320
- D. 113,620 3/1939 Cairns ..... D2/320
- D. 200,846 4/1965 Bovay ..... D2/320
- D. 236,563 9/1975 Wunsch ..... D2/320

- D. 256,179 8/1980 Famolare ..... D2/320
- D. 257,647 12/1980 Combaret ..... D2/320
- 1,988,784 1/1935 Carrier ..... 36/59 C
- 2,722,756 11/1955 Ecclesine ..... 36/32 R X

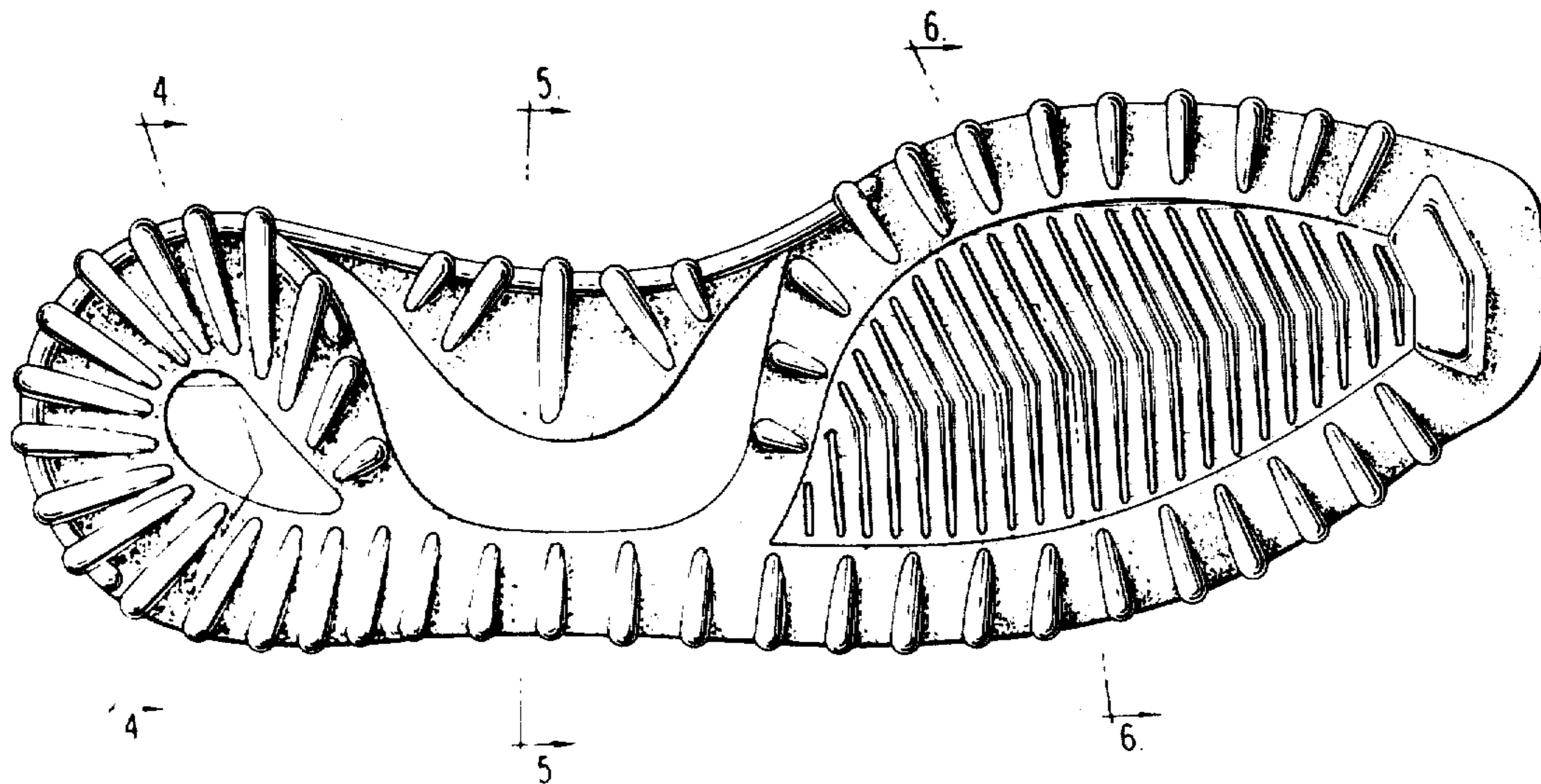
Primary Examiner—Nelson C. Holtje  
Attorney, Agent, or Firm—Saidman & Sterne

[57] CLAIM

The ornamental design for a shoe sole, as shown and described.

DESCRIPTION

FIG. 1 is a bottom plan view of a shoe sole showing my new design;  
FIG. 2 is a side elevational view thereof;  
FIG. 3 is a top plan view thereof;  
FIG. 4 is a sectional view thereof taken along line 4—4 of FIG. 1;  
FIG. 5 is a sectional view thereof taken along line 5—5 of FIG. 1; and  
FIG. 6 is a sectional view thereof taken along line 6—6 of FIG. 1.



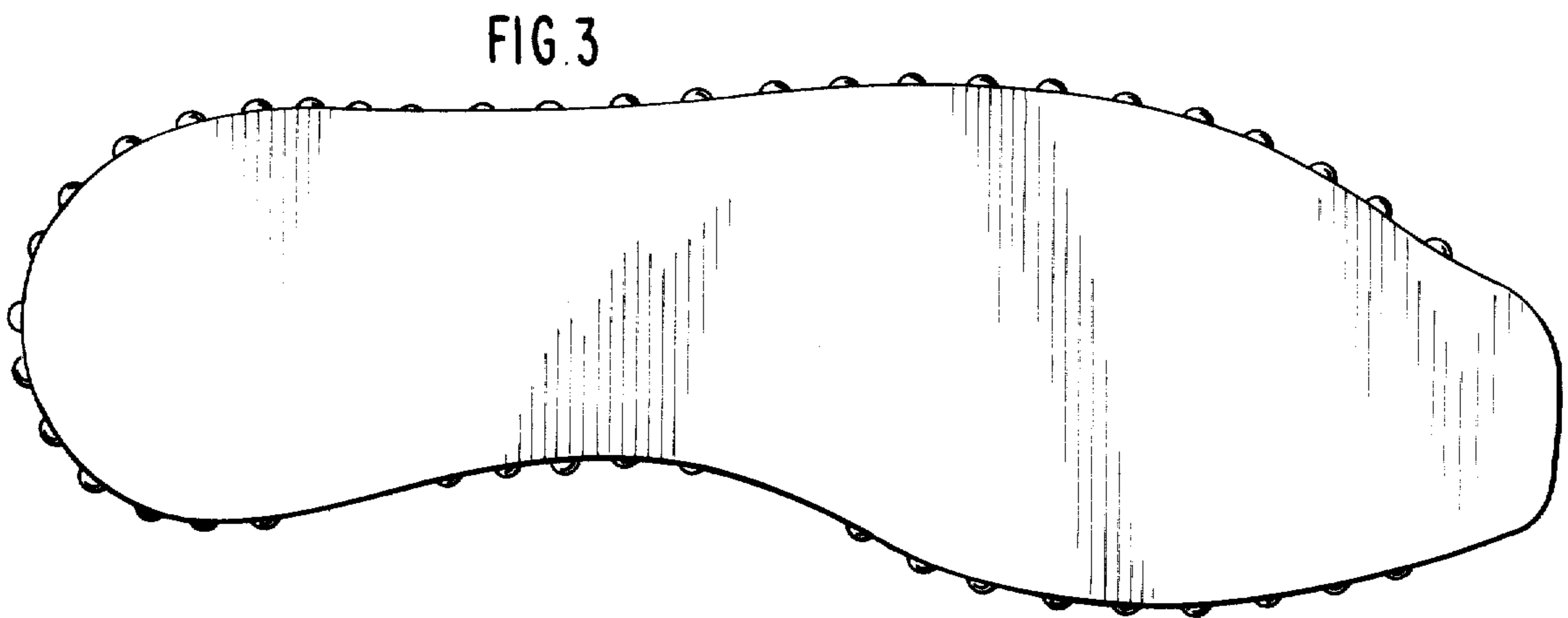
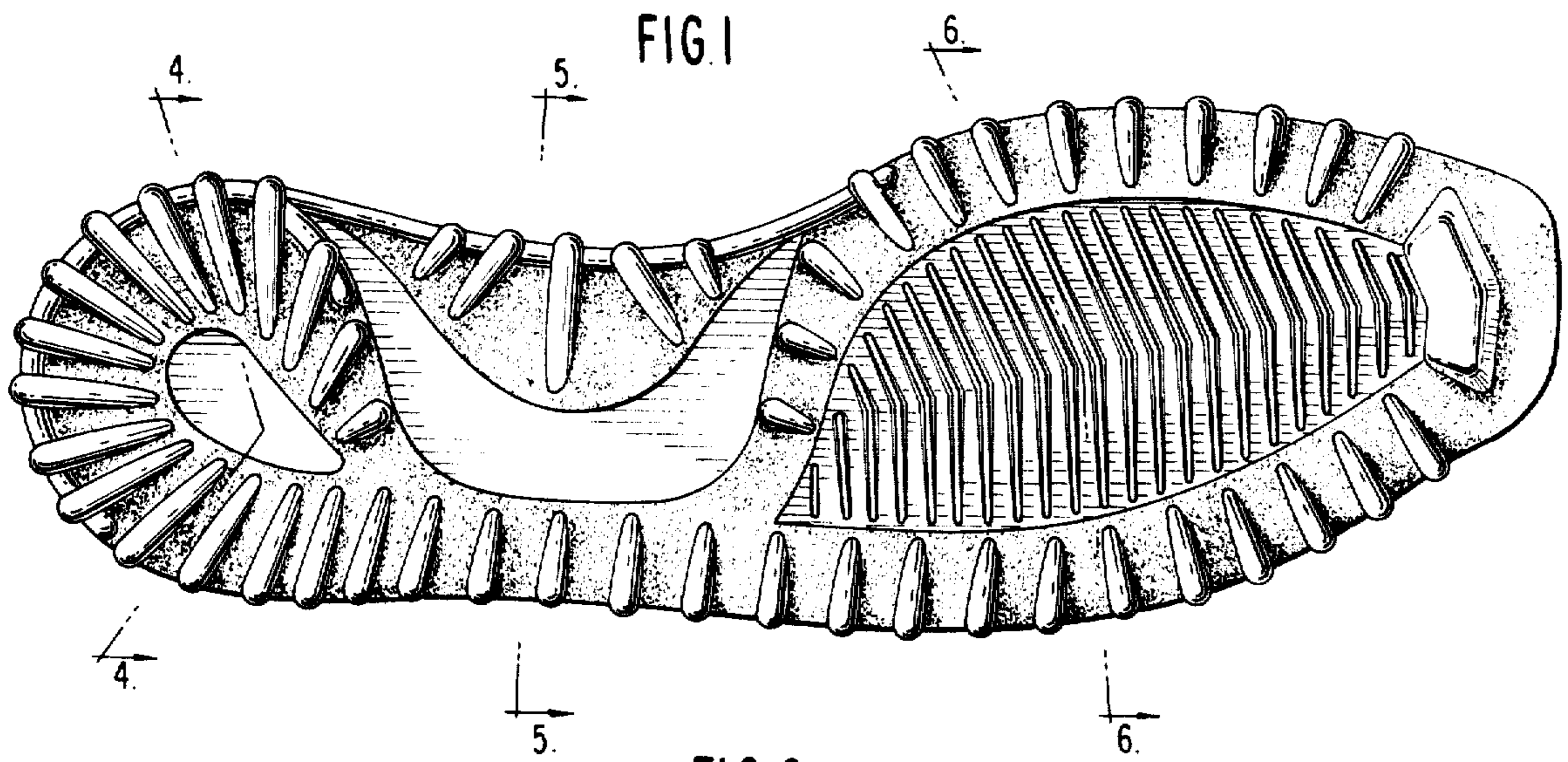


FIG. 4

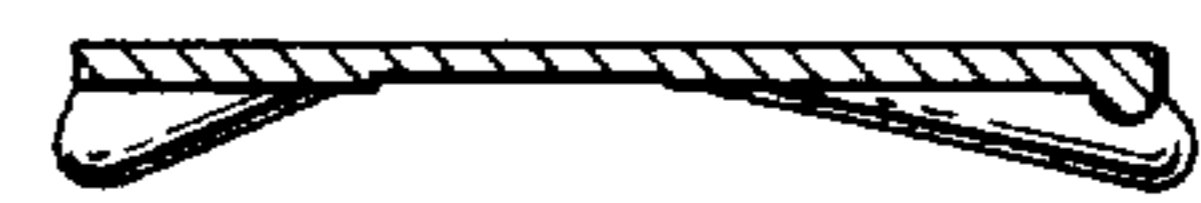


FIG. 5



FIG. 6