

[54] SAMPLE CUP

[75] Inventor: **Ralph M. Kerns**, Arlington, Tex.

[73] Assignee: **Abbott Laboratories**, North Chicago, Ill.

[\*\*] Term: **14 Years**

[21] Appl. No.: **155,285**

[22] Filed: **Jun. 2, 1980**

[51] Int. Cl. .... **D24-02**

[52] U.S. Cl. .... **D24/56; D24/21; D9/398; D9/399**

[58] Field of Search ..... **D9/398, 399; D24/21, D24/56; 215/347; 23/259, 253 R**

[56] **References Cited**

**U.S. PATENT DOCUMENTS**

- D. 209,447 12/1967 Grimshaw ..... D24/56
- D. 209,822 1/1968 Alliger ..... D24/56

- D. 222,352 10/1971 Ferro et al. .... D24/21
- D. 246,800 12/1977 Wong ..... D24/56
- D. 249,708 9/1978 Smith et al. .... D24/56
- D. 259,440 6/1981 Martin et al. .... D24/56
- D. 260,843 9/1981 Laird et al. .... D9/399
- 3,017,050 1/1962 Barr, Sr. et al. .... 215/347
- 3,958,944 5/1976 Wong ..... 23/259
- 3,980,436 9/1976 Greenfield ..... 23/253 R

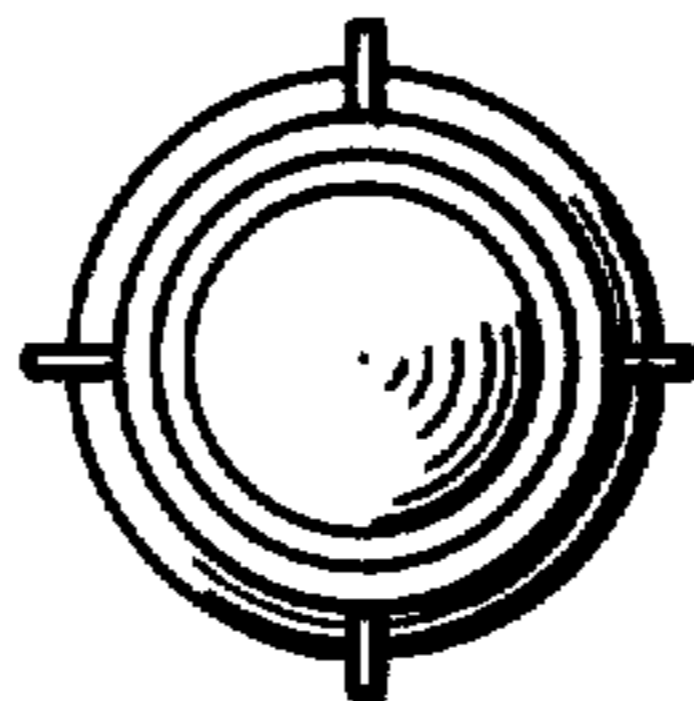
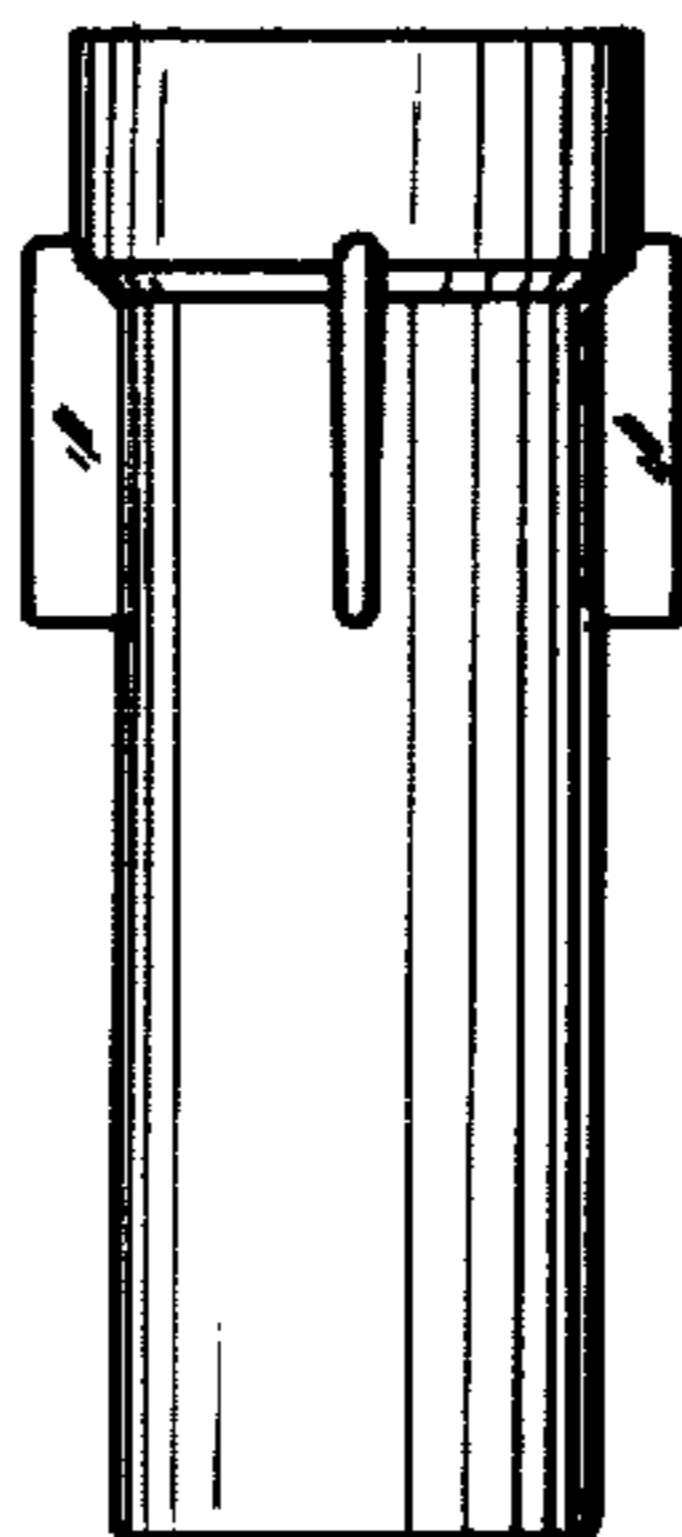
*Primary Examiner*—Bernard Ansher  
*Attorney, Agent, or Firm*—John J. McDonnell

[57] **CLAIM**

The ornamental design for a sample cup, or the like, substantially as shown and described.

**DESCRIPTION**

FIG. 1 is a perspective view from the top front of the sample cup showing my new design; FIG. 2 is a front elevation view thereof; FIG. 3 is a top plan view thereof; and FIG. 4 is a bottom plan view thereof.



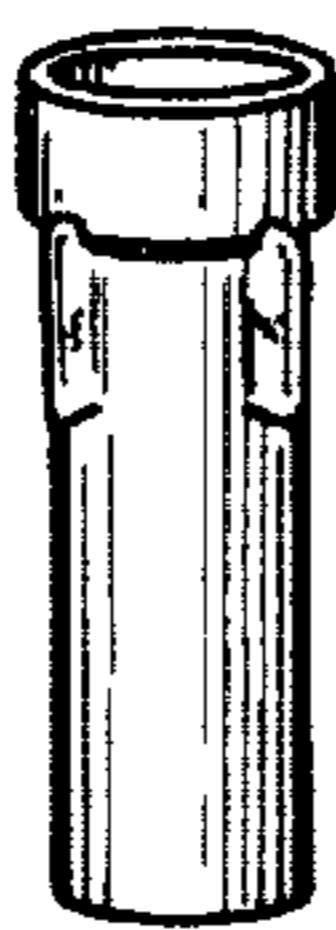


FIG. 1

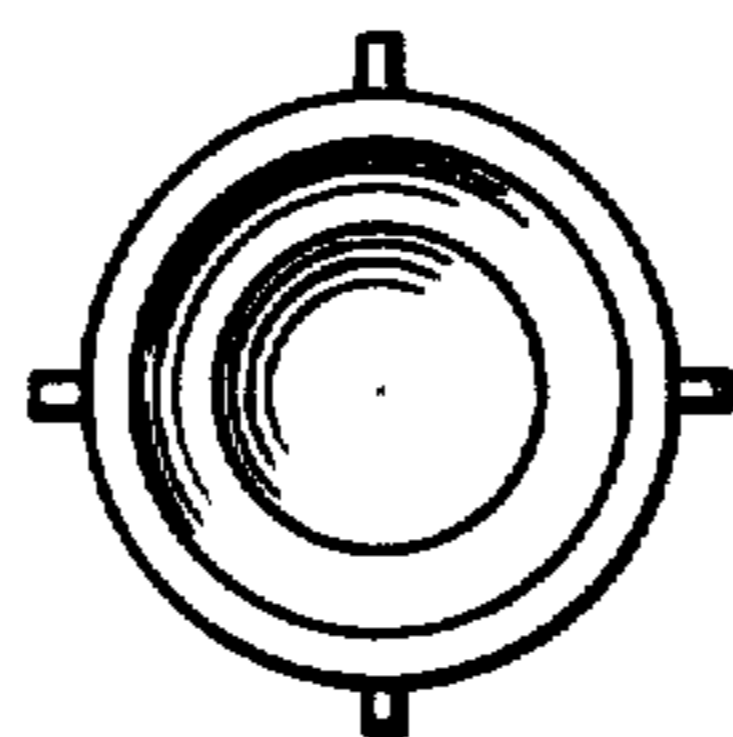


FIG. 3

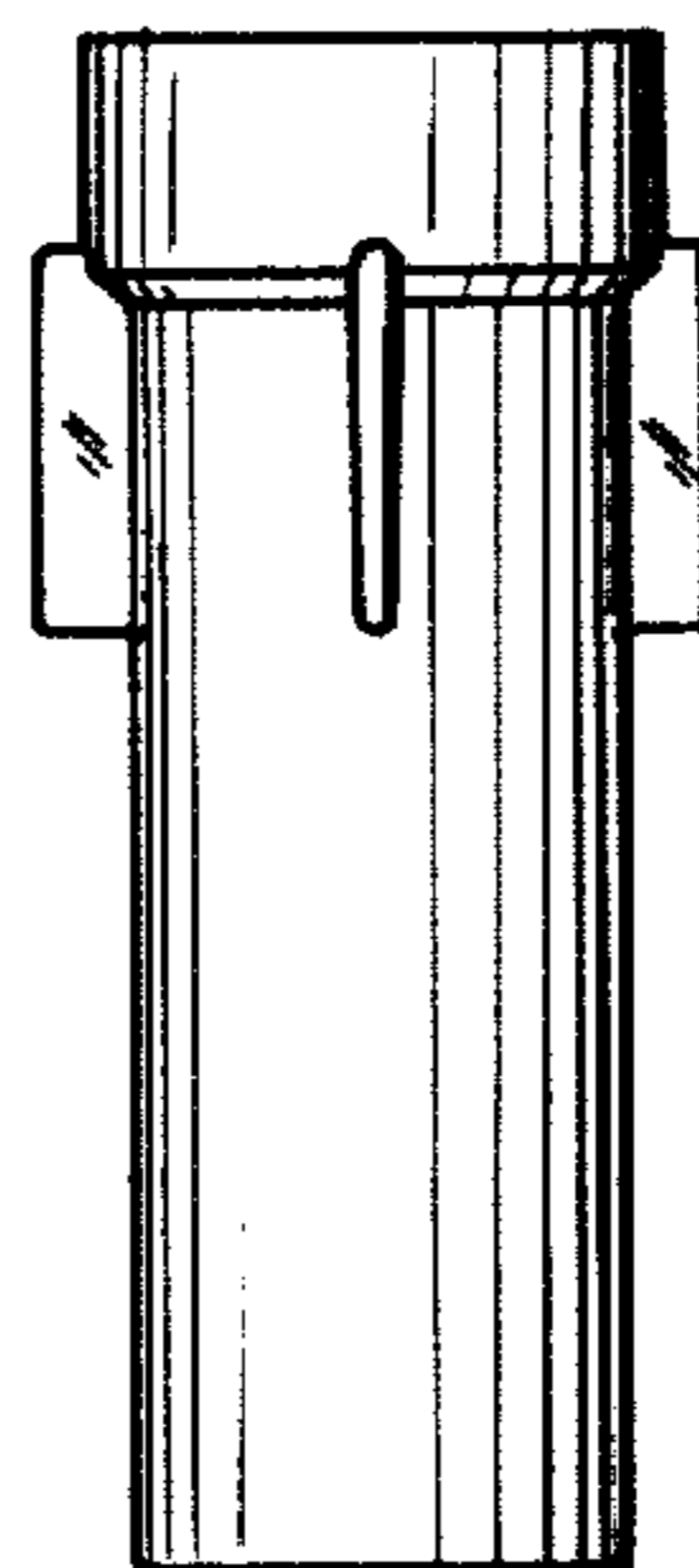


FIG. 2

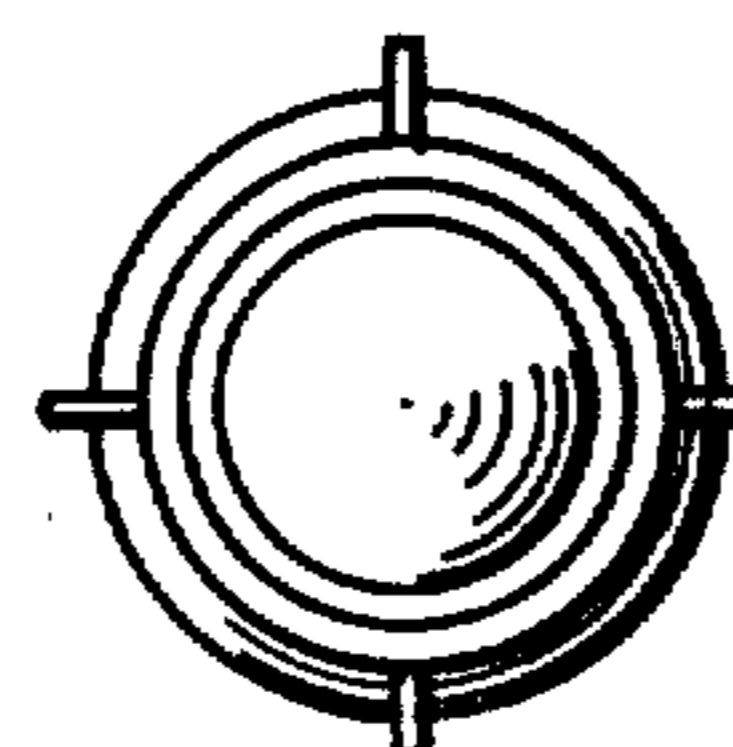


FIG. 4