

[54] **BLANK FOR A COMBINED VENT AND BAFFLE**

[76] Inventor: **Bruce K. Ward**, 2904 Virginia Ave. South, St. Louis Park, Minn. 55426

[**] Term: **14 Years**

[21] Appl. No.: **144,646**

[22] Filed: **Apr. 28, 1980**

[51] Int. Cl. **D23-04**

[52] U.S. Cl. **D23/163**

[58] Field of Search **D23/139, 140, 151-154, D23/163, 167; 52/94, 95, 198, 199; 98/35, 37, 8, DIG. 6**

[56] **References Cited**

U.S. PATENT DOCUMENTS

D. 247,628	3/1978	Ward	D23/139
D. 255,925	7/1980	Ward	D23/139
3,160,987	12/1964	Pinkley	52/95
3,683,785	8/1972	Grange	98/35
3,863,553	2/1975	Koontz	98/37
3,972,164	8/1976	Grange	52/95
4,069,628	1/1978	Kreimer	52/94
4,096,790	6/1978	Curran	98/37
4,102,092	7/1978	Ward	52/95 X

4,125,971	11/1978	Ward	52/95 X
4,184,416	1/1980	Koontz	52/95 X
4,185,433	1/1980	Cantrell	52/94
4,189,878	2/1980	Fitzgerald	52/95
4,214,510	7/1980	Ward	98/37
4,237,672	12/1980	Peterson	52/95 X

Primary Examiner—James R. Largen
Attorney, Agent, or Firm—Burd, Bartz & Gutenkauf

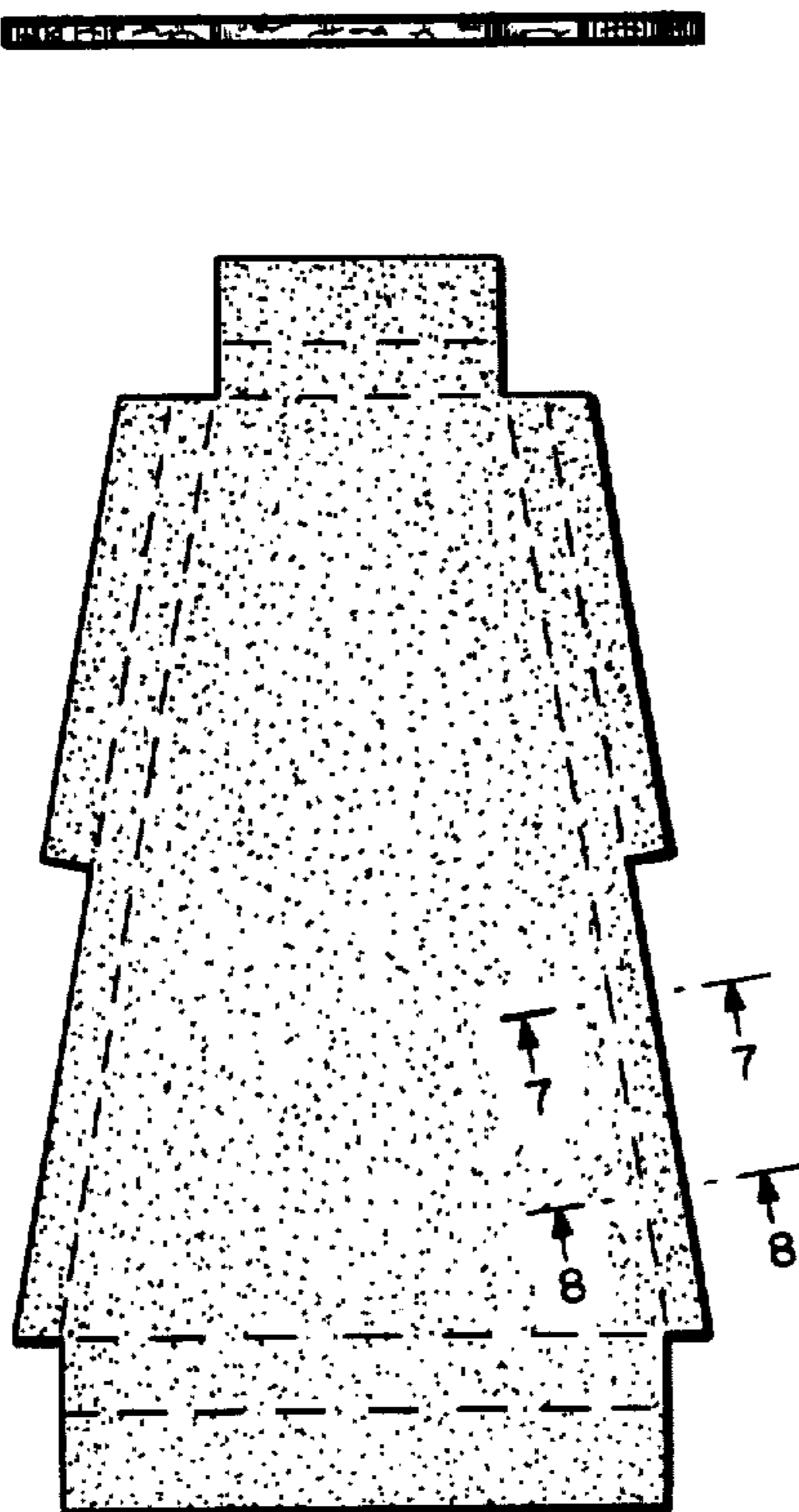
[57] **CLAIM**

The ornamental design for a blank for a combined vent and baffle, substantially as shown and described.

DESCRIPTION

FIG. 1 is a front elevational view of a blank for a combined vent and baffle showing my new design; FIG. 2 is a top plan view thereof; FIG. 3 is a left side elevational view thereof; FIG. 4 is a right side elevational view thereof; FIG. 5 is a bottom plan view thereof; FIG. 6 is a rear elevational view thereof; FIG. 7 is an enlarged cross sectional view taken on line 7-7 of FIG. 1; and FIG. 8 is an enlarged cross sectional view taken on line 8-8 of FIG. 1.

It is to be understood that the dash lines in FIG. 1 represent slits in the blank as indicated in FIG. 7.



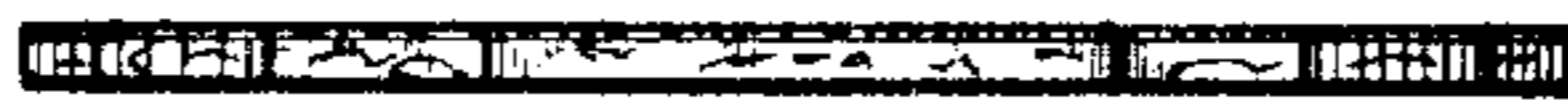


FIG. 2



FIG. 3

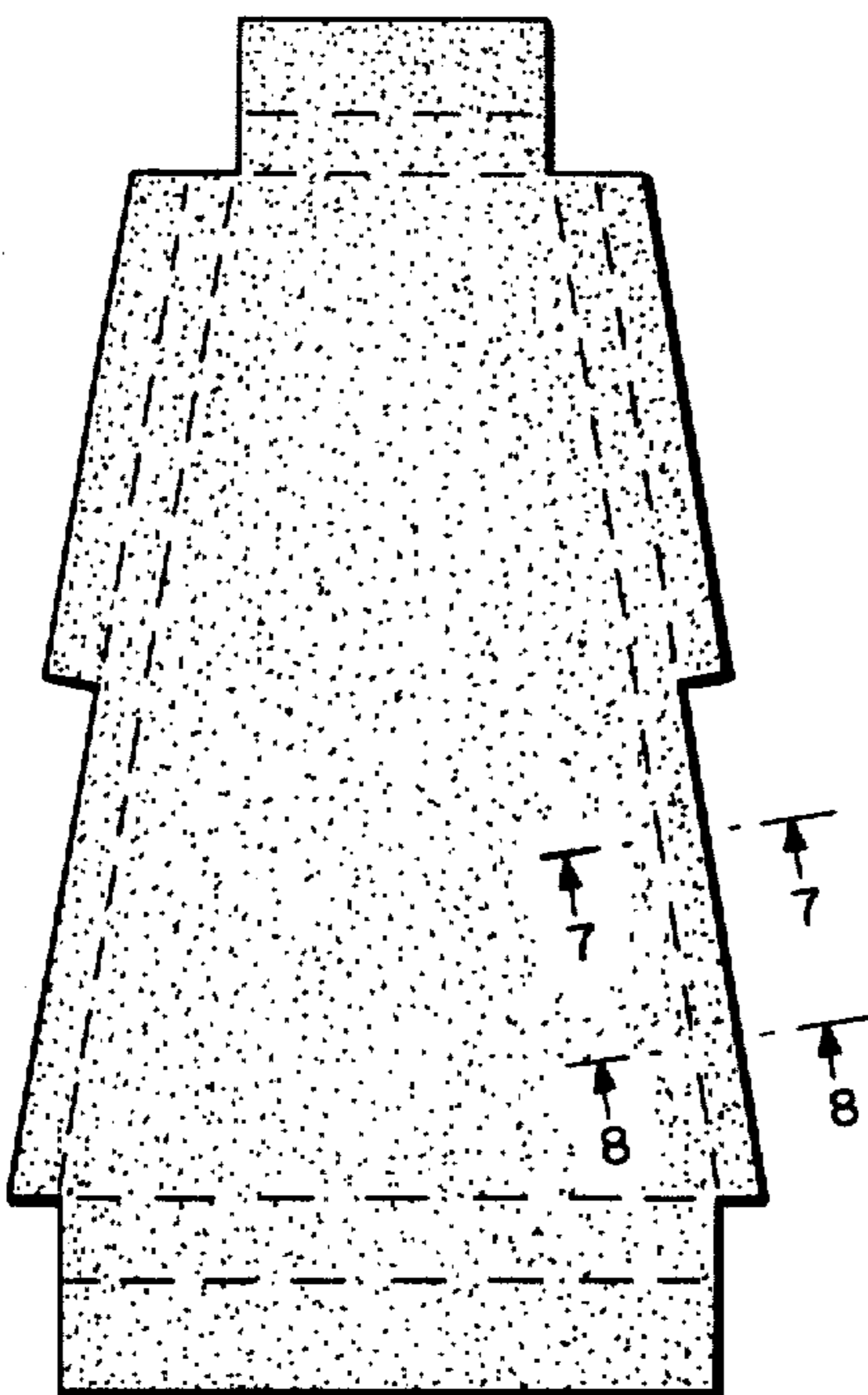


FIG. 1



FIG. 4



FIG. 5

FIG. 6




FIG. 7



FIG. 8