

[54] **BLANK FOR A COMBINED VENT AND BAFFLE**

[76] Inventor: **Bruce K. Ward**, 2904 Virginia Ave. South, St. Louis Park, Minn. 55426

[\*\*] Term: **14 Years**

[21] Appl. No.: **140,671**

[22] Filed: **Apr. 15, 1980**

[51] Int. Cl. .... **D23-04**

[52] U.S. Cl. .... **D23/163**

[58] Field of Search ..... **D23/139, 140, 151-154, D23/163, 167; 52/94, 95, 198, 199; 98/35, 37, DIG. 6**

4,125,971 11/1978 Ward ..... 52/95 X

4,184,416 1/1980 Koontz ..... 52/95 X

4,185,433 1/1980 Cantnell ..... 52/94

4,189,878 2/1980 Fitzgerald ..... 52/95

4,214,510 7/1980 Ward ..... 98/37

4,237,672 12/1980 Peterson ..... 52/95 X

Primary Examiner—James R. Largen  
 Attorney, Agent, or Firm—Burd, Bartz & Gutenkauf

[57] **CLAIM**

The ornamental design for a blank for a combined vent and baffle, substantially as shown and described.

**DESCRIPTION**

FIG. 1 is a front elevational view of a blank for a combined vent and baffle showing my new design;  
 FIG. 2 is a top plan view thereof;  
 FIG. 3 is a left side elevational view thereof;  
 FIG. 4 is a right side elevational view thereof;  
 FIG. 5 is a bottom plan view thereof;  
 FIG. 6 is a rear elevational view thereof;  
 FIG. 7 is an enlarged cross sectional view taken on line 7-7 of FIG. 1; and  
 FIG. 8 is an enlarged cross sectional view taken on line 8-8 of FIG. 1.  
 It is to be understood that the dash lines in FIG. 1 represent slits in the blank as indicated in FIG. 7.

[56] **References Cited**  
**U.S. PATENT DOCUMENTS**

D. 247,628	3/1978	Ward	.....	D23/139
D. 255,925	7/1980	Ward	.....	D23/139
3,160,987	12/1964	Pinkley	.....	52/95
3,683,785	8/1972	Grange	.....	98/35
3,863,553	2/1975	Koontz	.....	98/37
3,972,164	8/1976	Grange	.....	52/95
4,069,281	1/1978	Kreimer	.....	52/94
4,096,790	6/1978	Curran	.....	98/37
4,102,092	7/1978	Ward	.....	52/95 X

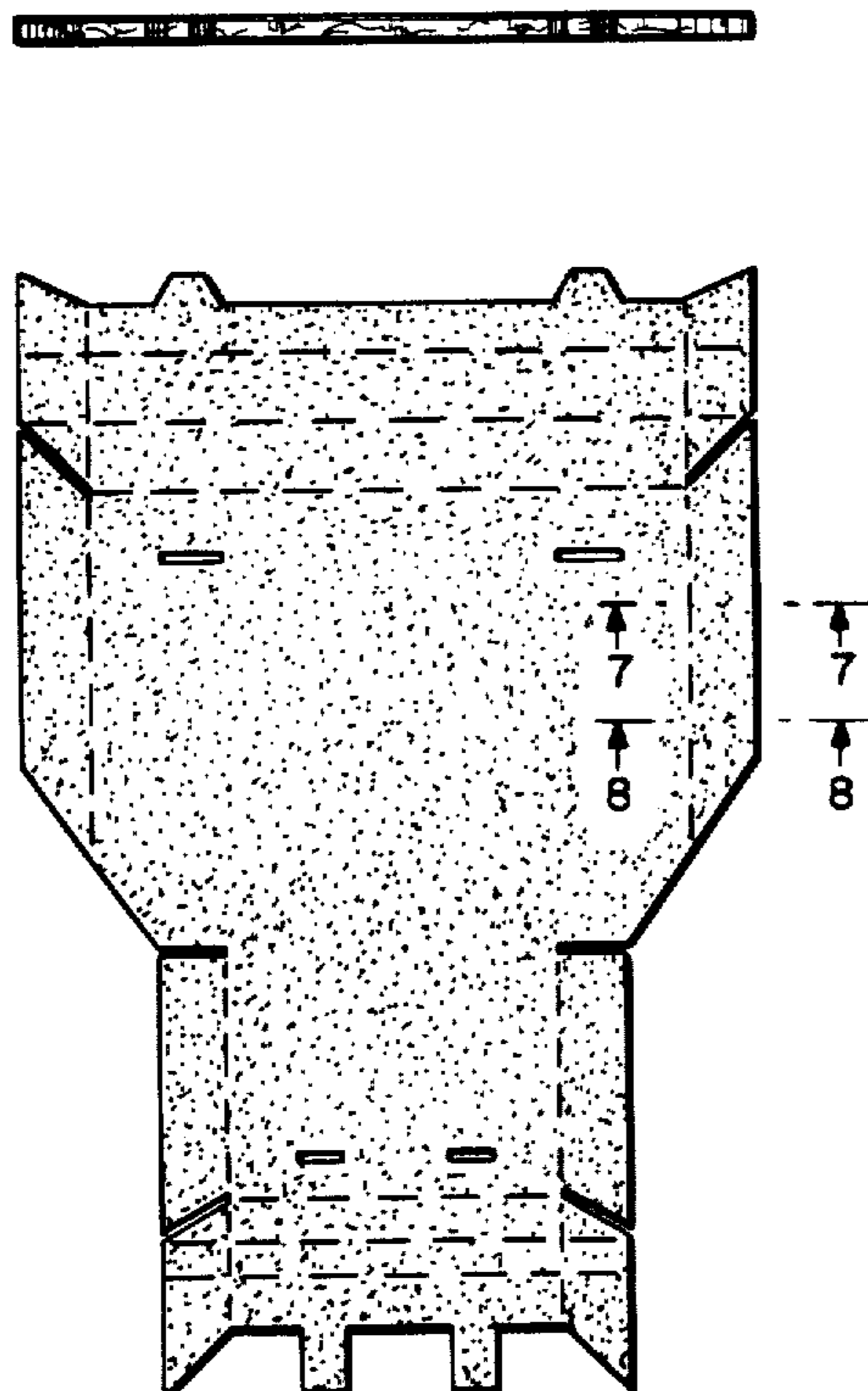




FIG. 2



FIG. 3

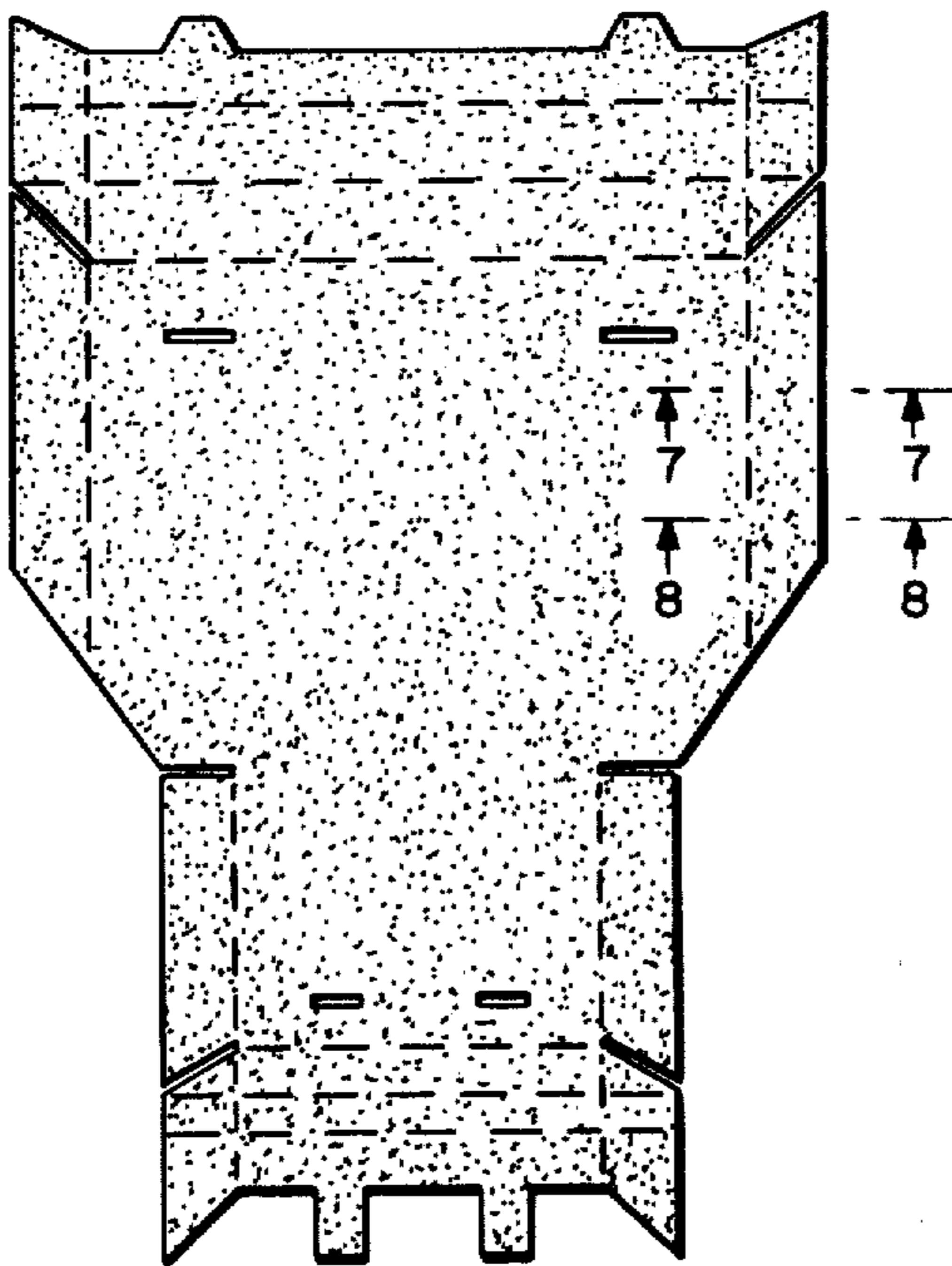


FIG. 1



FIG. 4



FIG. 5

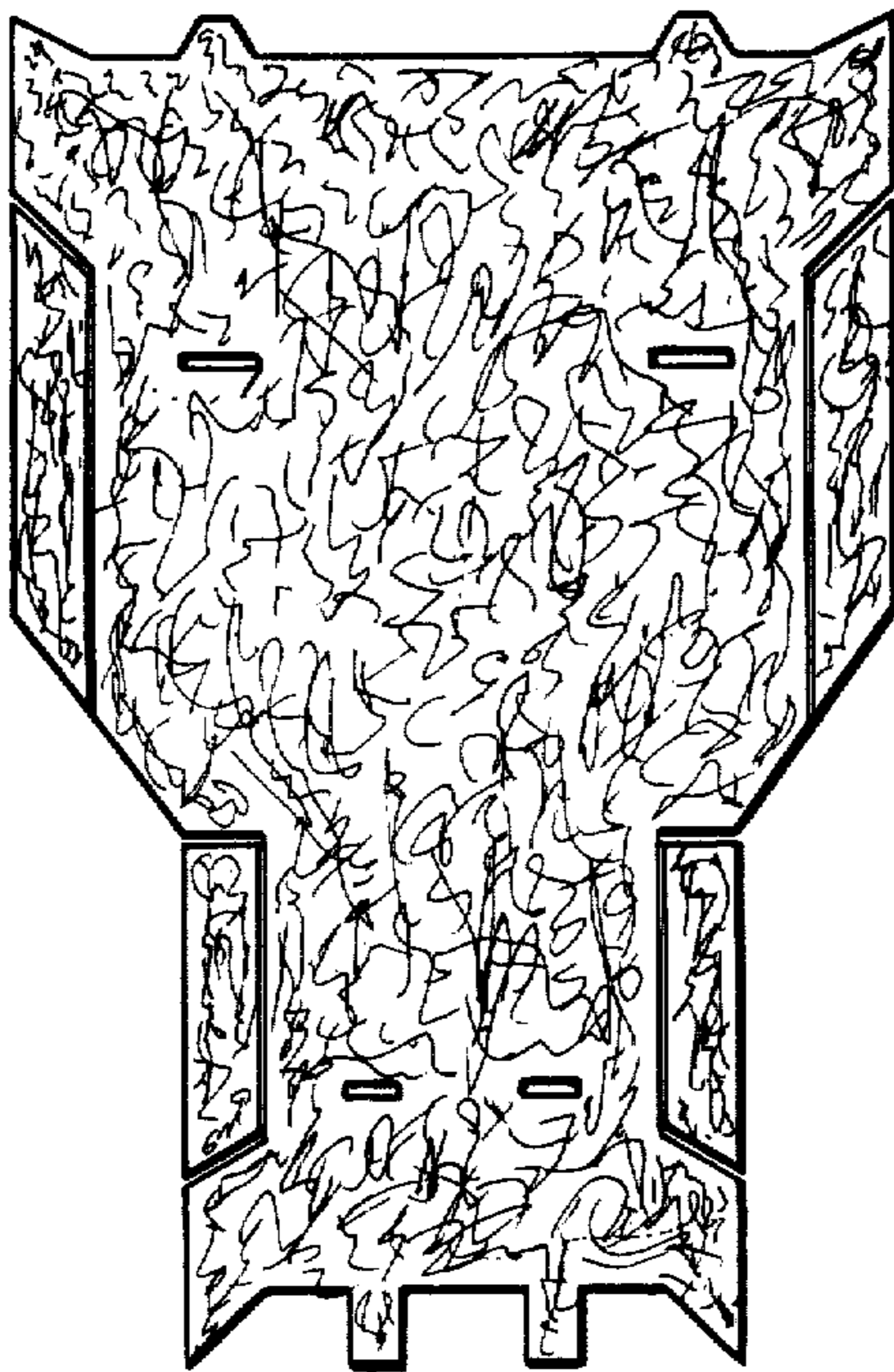


FIG. 6



FIG. 7



FIG. 8