

[54] PHOTOGRAPHIC CAMERA

4,299,465 11/1981 Chan 354/145

[75] Inventors: **Herbert Schultes**, Fürstfeldbruck;
Karl-Heinz Rubner, Munich, both of
Fed. Rep. of Germany

OTHER PUBLICATIONS

Minolta Contact Sheet #19-f/w 1979—Camera at upper
left of bottom half of cover.

[73] Assignee: **AGFA-Gevaert AG**, Leverkusen,
Fed. Rep. of Germany

Primary Examiner—Nelson C. Holtje
Attorney, Agent, or Firm—Michael J. Striker

[**] Term: **14 Years**

[57] CLAIM

[21] Appl. No.: **175,191**

The ornamental design for a photographic camera,
substantially as shown and described.

[22] Filed: **Jul. 31, 1980**

DESCRIPTION

[51] Int. Cl. **D16-01**
[52] U.S. Cl. **D16/1**
[58] Field of Search **D16/1-10,**
D16/38; 354/288, 202, 170-173, 152-163, 145,
126

FIG. 1 is a left front perspective view of a photographic
camera showing our new design in an inoperative con-
dition;

FIG. 2 is a left front perspective view thereof in an
operative condition;

FIG. 3 is a front elevational view thereof;

FIG. 4 is a rear elevational view thereof;

FIG. 5 is a top plan view thereof;

FIG. 6 is a bottom plan view thereof;


FIG. 7 is a left side elevational view thereof;

FIG. 8 is a right side elevational view thereof.

[56] References Cited

U.S. PATENT DOCUMENTS

D. 181,682 12/1957 Stein D16/8
D. 205,323 7/1966 Claar D16/6
D. 247,852 5/1978 Fukuda D16/6






Fig. 2




Fig. 1




Fig. 3




Fig. 4

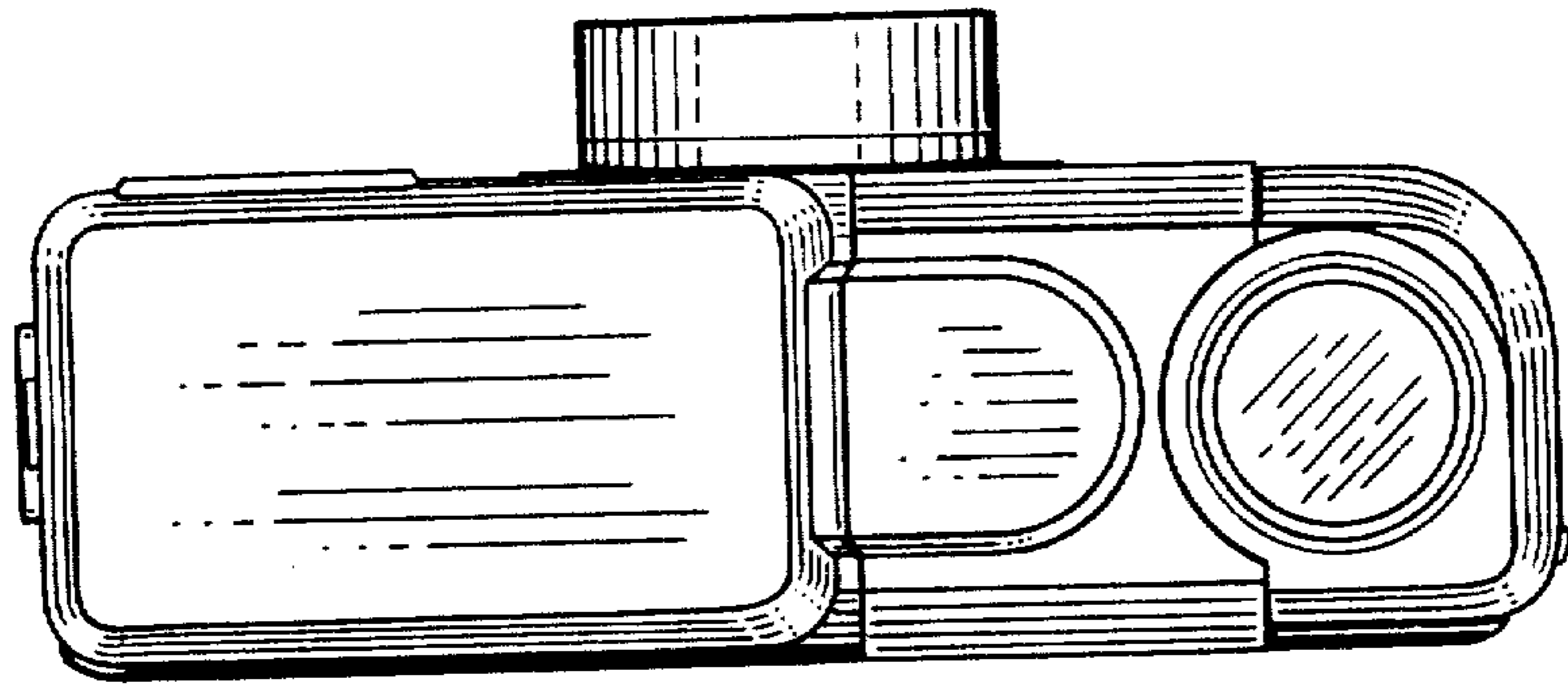


Fig. 5

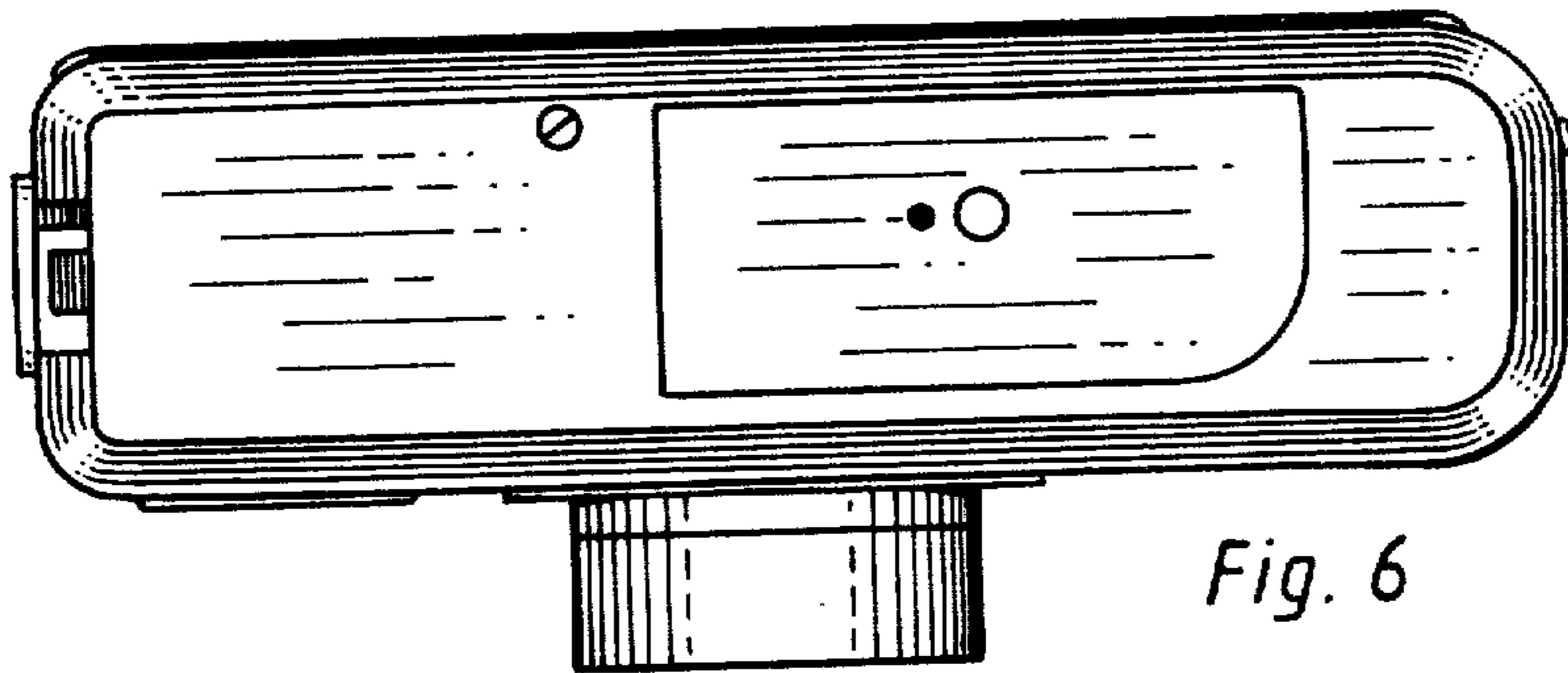


Fig. 6

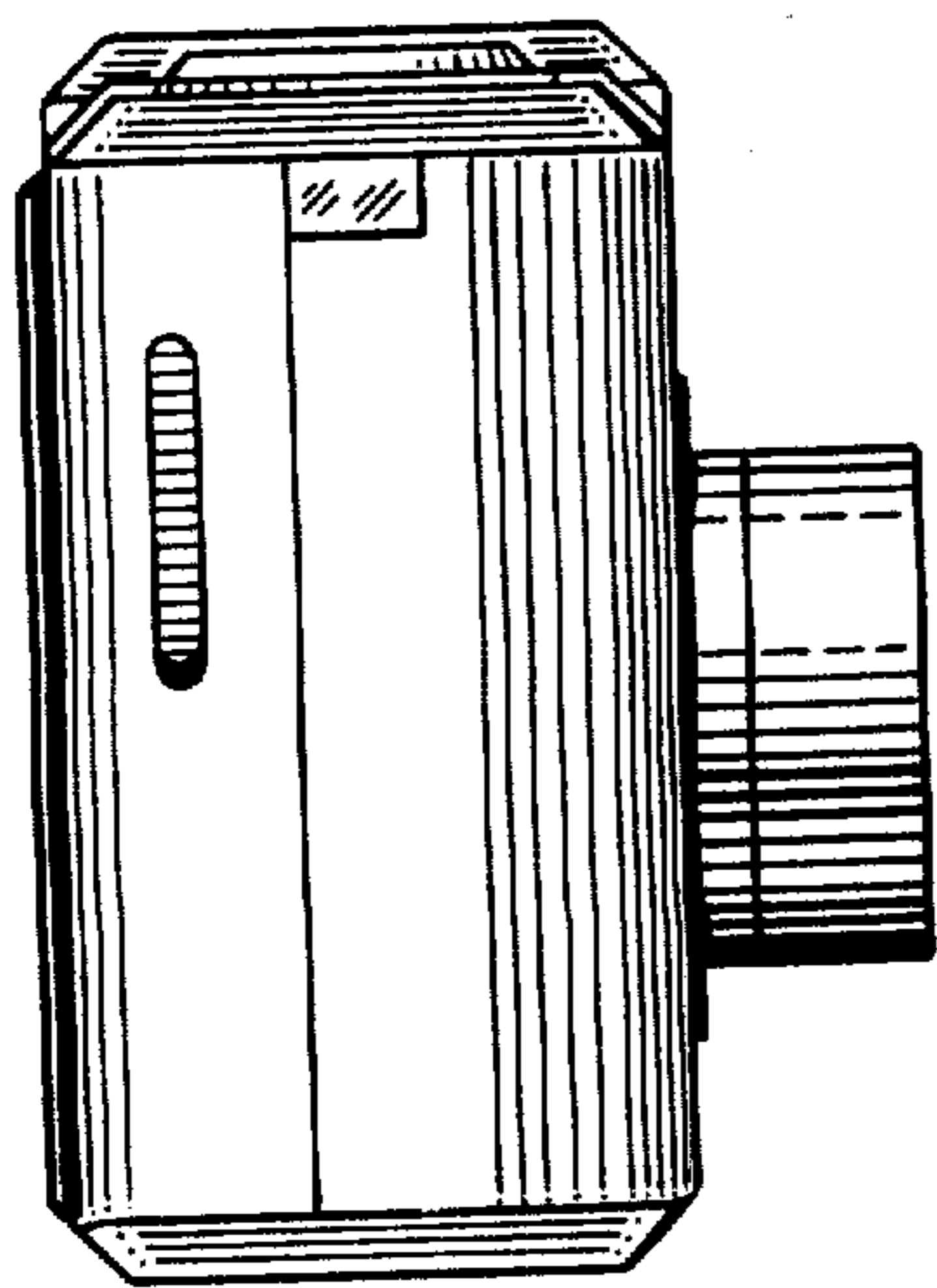


Fig. 7




Fig. 8