

[54] HANDYMAN TRAY

[76] Inventor: Ardal F. Hall, 4007 W. Glenn Dr.,  
Phoenix, Ariz. 85021

[\*\*] Term: 14 Years

[21] Appl. No.: 197,230

[22] Filed: Oct. 15, 1980

[51] Int. Cl. .... D7-99

[52] U.S. Cl. .... D7/19; D7/37;  
D7/68; D15/140

[58] Field of Search ..... D7/37, 19, 5, 1, 68;  
D9/307; D15/140; 141/98; 294/55

[56] References Cited

U.S. PATENT DOCUMENTS

D. 248,078 6/1978 Warnekros ..... D7/37  
D. 262,507 1/1982 Wooldrige ..... D7/37 X  
3,255,570 6/1966 Weimer ..... 294/55 X

3,747,756 7/1973 Wheeler ..... D7/37 X  
4,273,318 6/1981 Crowhurst ..... 141/98 X

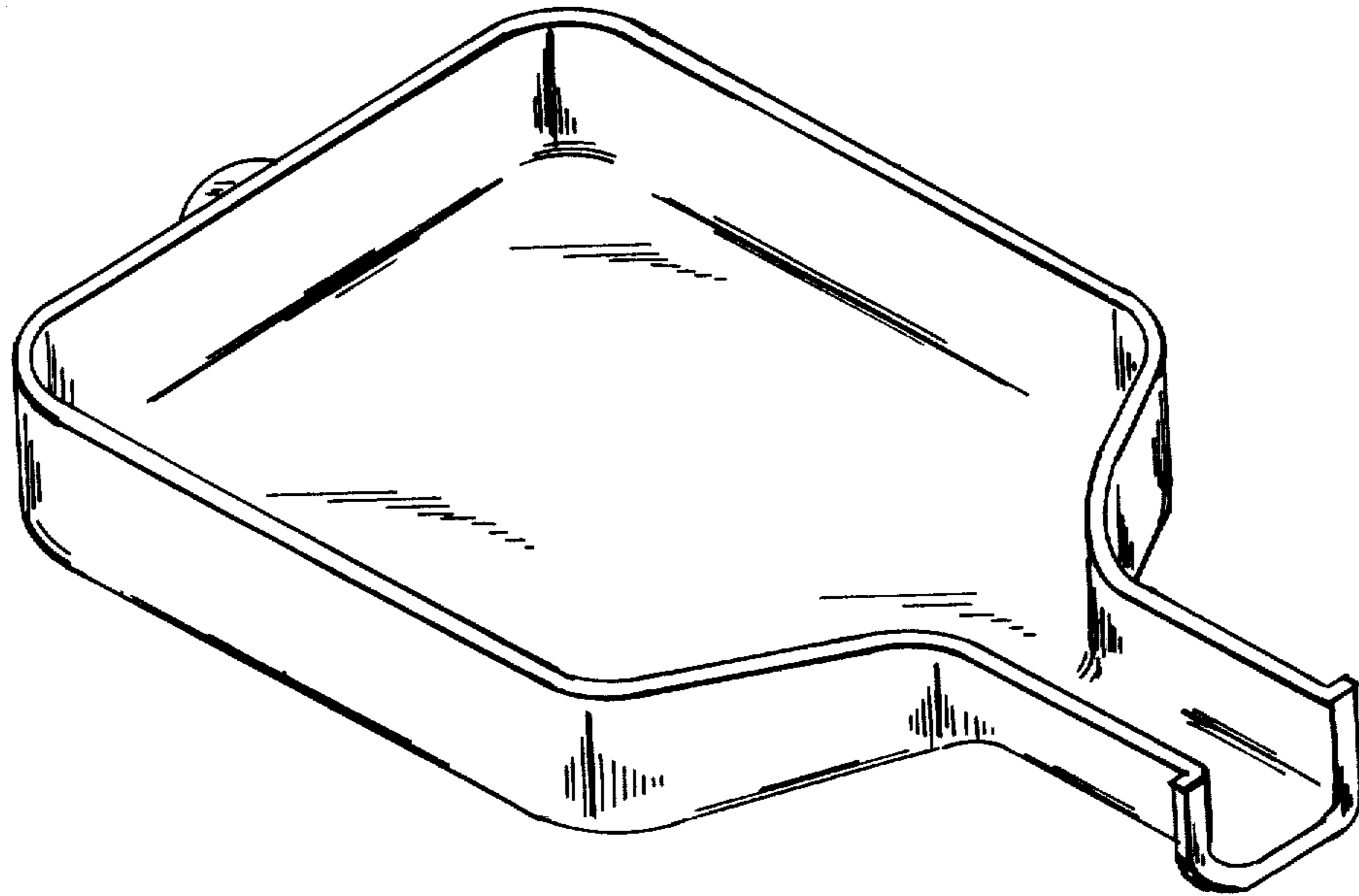
Primary Examiner—Winifred E. Herrmann  
Attorney, Agent, or Firm—Buell, Blenko, Ziesenheim &  
Beck

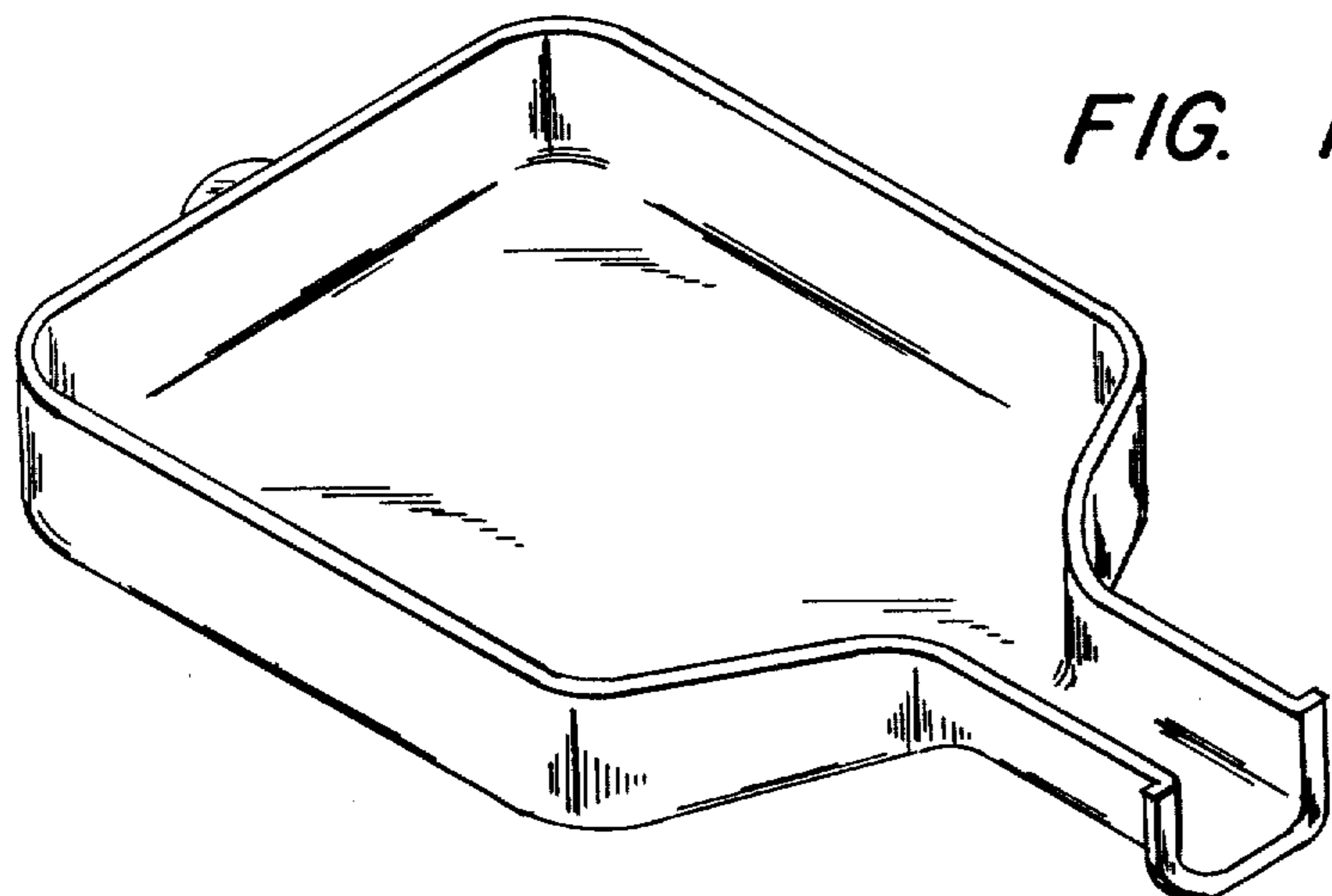
[57] CLAIM

The ornamental design for a handyman tray, substan-  
tially as shown and described.

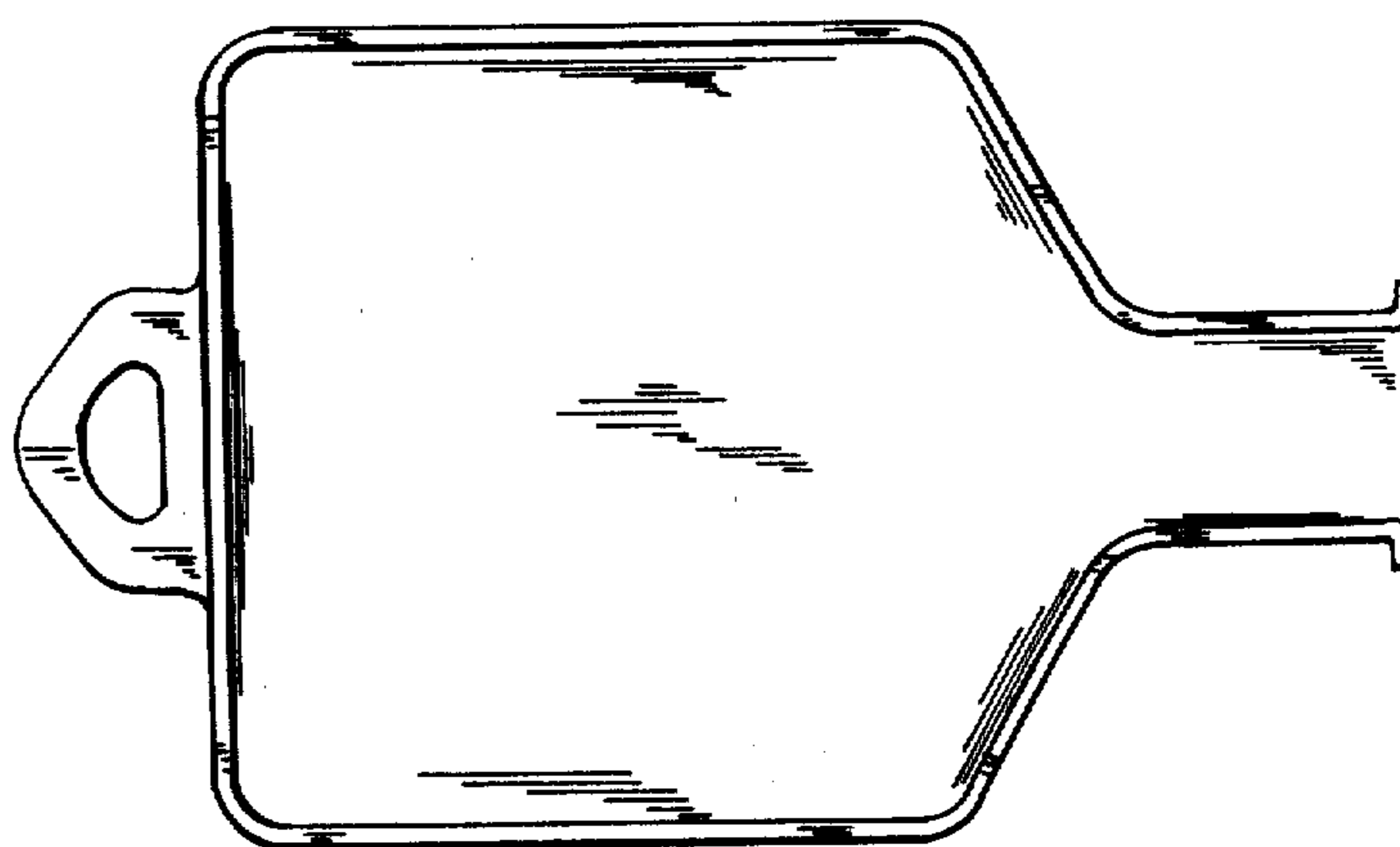
DESCRIPTION

FIG. 1 is a top perspective view of a handyman tray  
showing my new design;  
FIG. 2 is a top plan view thereof. The bottom plan view  
is essentially identical in outline configuration except  
for the absence of the upstanding peripheral wall;  
FIG. 3 is a left side elevational view of FIG. 1;  
FIG. 4 is a front elevational view of FIG. 1;  
FIG. 5 is a rear elevational view of FIG. 1; and  
FIG. 6 is a right side elevational view of FIG. 1.






*FIG. 1*



*FIG. 2*



*FIG. 3*



*FIG. 4*



*FIG. 5*



*FIG. 6*