

[54] SHOE SOLE

[75] Inventors: Malcolm G. Blissett, Grand Rapids, Mich.; Arthur W. Bowen, Quechee; James H. Lucarelli, Brownsville, both of Vt.

[73] Assignee: The Goodyear Tire & Rubber Company, Akron, Ohio

[\*\*] Term: 14 Years

[21] Appl. No.: 178,198

[22] Filed: Aug. 14, 1980

[51] Int. Cl. .... D2-04

[52] U.S. Cl. .... D2/320

[58] Field of Search ..... D2/319, 320, 321, 272, D2/274; 36/24.5, 25 R, 32 R, 59 C

[56] References Cited

U.S. PATENT DOCUMENTS

D. 185,462 6/1959 Ratner ..... D2/320

OTHER PUBLICATIONS

Boot & Shoe Recorder-2/1/64, p. 8, Shoe Sole.

Austrian Export-2/17/64, p. 28, Shoe Sole at bottom-left.

Boot & Shoe Recorder-6/58, p. 10, Shoe sole at right.

Primary Examiner—Nelson C. Holtje  
Attorney, Agent, or Firm—D. M. Ronyak

[57] CLAIM

The ornamental design for a shoe sole, as shown and described.

DESCRIPTION

FIG. 1 is a bottom plan view of a shoe sole showing our new design, the top, not shown, being flat, plain and unornamented;

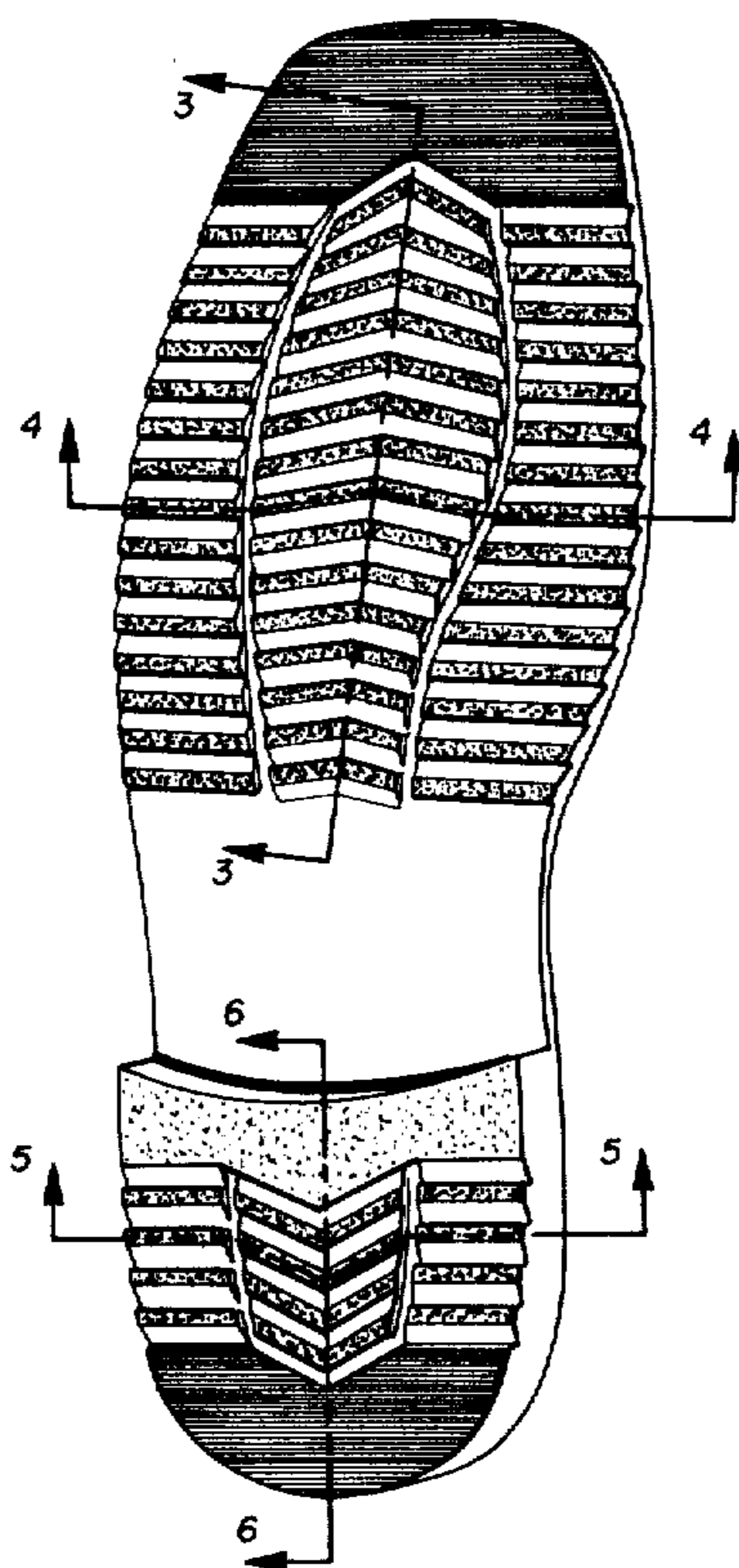
FIG. 2 is a right side elevational view thereof, the left side being a mirror image thereof;

FIG. 3 is a cross-sectional view as taken from line 3—3 of FIG. 1;

FIG. 4 is a cross-sectional view as taken from line 4—4 of FIG. 1;

FIG. 5 is a cross-sectional view as taken from line 5—5 of FIG. 1;

FIG. 6 is a partial cross-sectional view of the heel portion as taken from line 6—6 of FIG. 1.



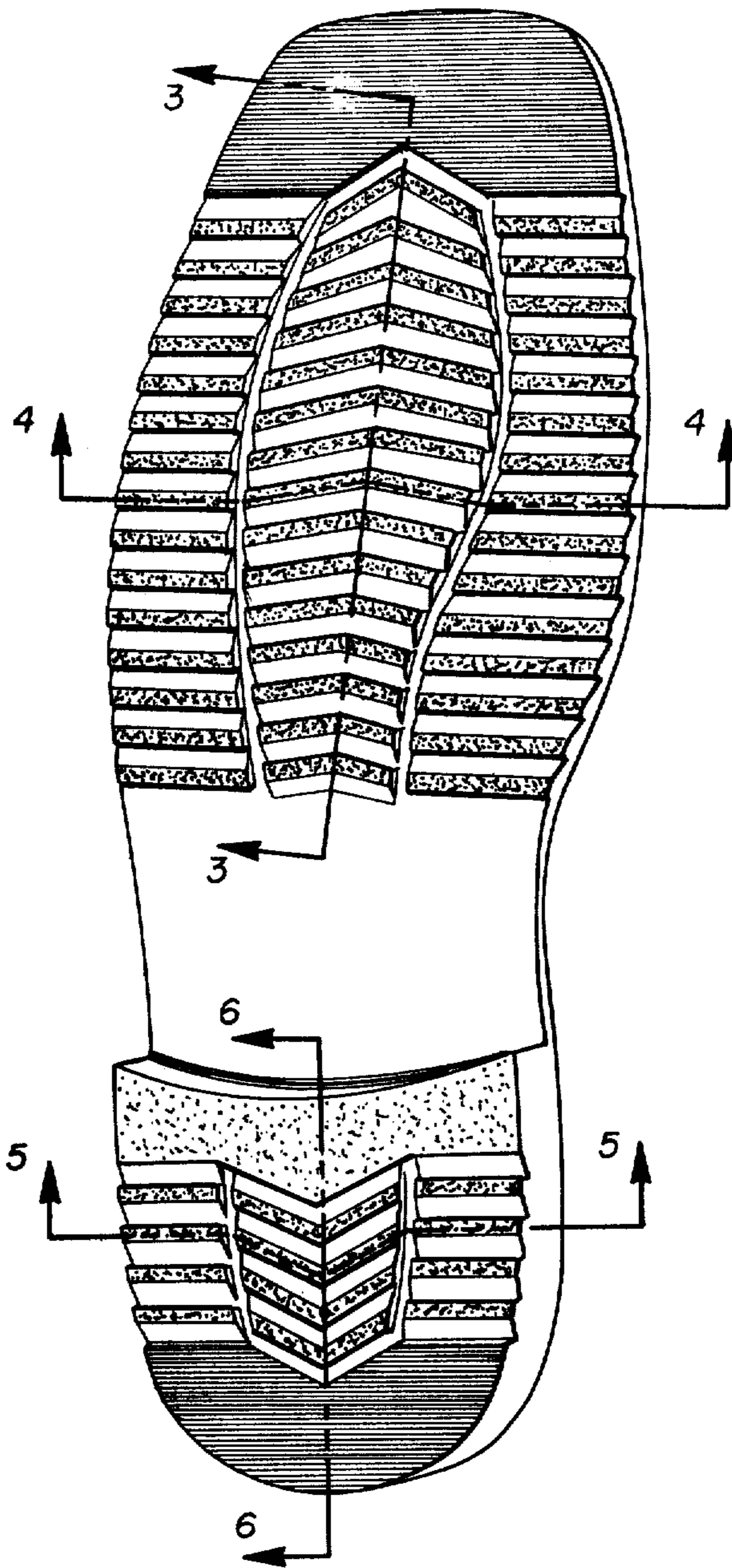


FIG. 1




FIG. 2



FIG. 3



FIG. 4



FIG. 5



FIG. 6