

[54] KITCHEN DRAINBOARD

[76] Inventors: William H. Ellis, 107 University Pl., New York, N.Y. 10003; Donald L. Clay, 34 W. 10th St., New York, N.Y. 10011

[**] Term: 14 Years

[21] Appl. No.: 136,000

[22] Filed: Mar. 31, 1980

[51] Int. Cl. D7-05

[52] U.S. Cl. D32/56; D7/46

[58] Field of Search D12/53; D25/80, 85; 211/41; 217/5, 36, 40, 43 R, 17; 434/172, 175, 195, 196, 204; D7/37, 46; D32/58, 55, 56, 57

[56] References Cited

U.S. PATENT DOCUMENTS

D. 20,922 7/1891 Coben D32/56
1,224,838 5/1917 Bussman et al. 211/41 R

1,836,870 12/1931 Quer 434/195
2,494,469 1/1950 Booth 434/196

FOREIGN PATENT DOCUMENTS

20127 of 1914 United Kingdom 211/41

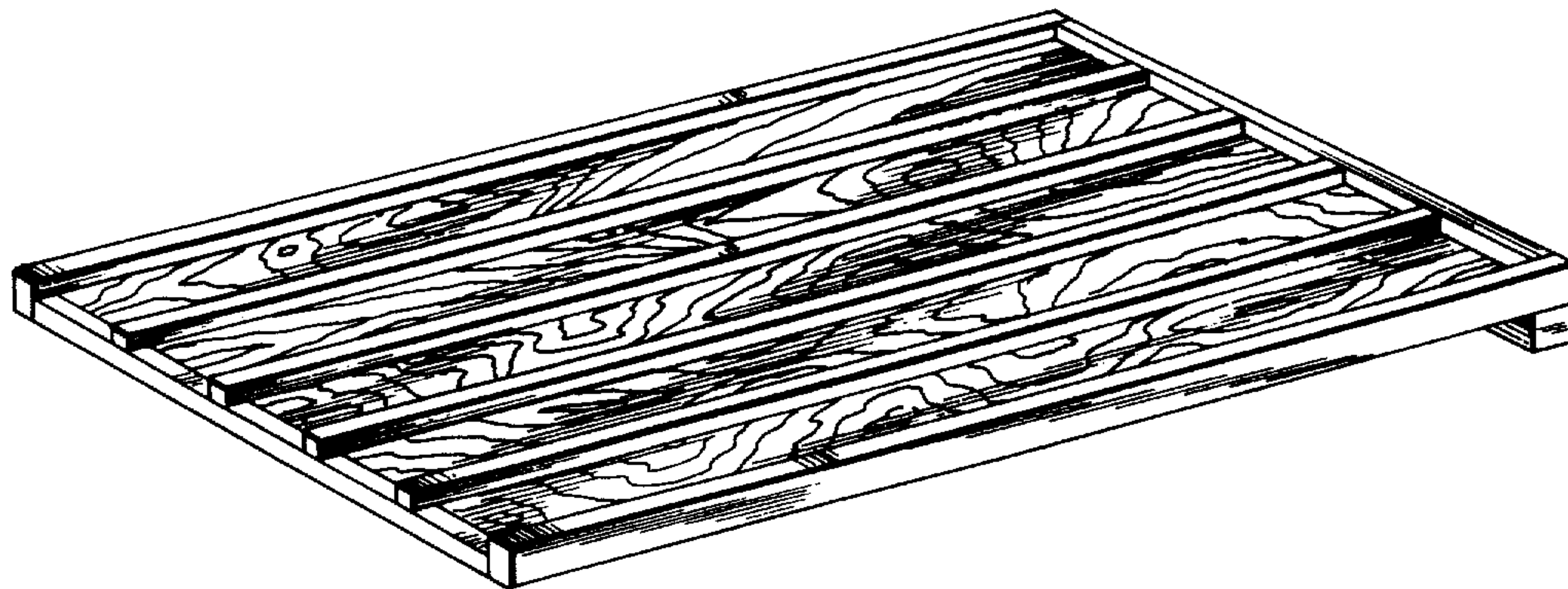
Primary Examiner—Catherine E. Kemper
Attorney, Agent, or Firm—McAulay, Fields, Fisher,
Goldstein & Nissen

[57] CLAIM

The ornamental design for a kitchen drainboard, as shown and described.

DESCRIPTION

FIG. 1 is a perspective view of a kitchen drainboard, showing my new design;
FIG. 2 is a top view thereof;
FIG. 3 is a front view thereof; the rear view being a mirror image of the front view;
FIG. 4 is a left side edge view thereof;
FIG. 5 is a right side edge view thereof; and
FIG. 6 is a bottom view thereof.



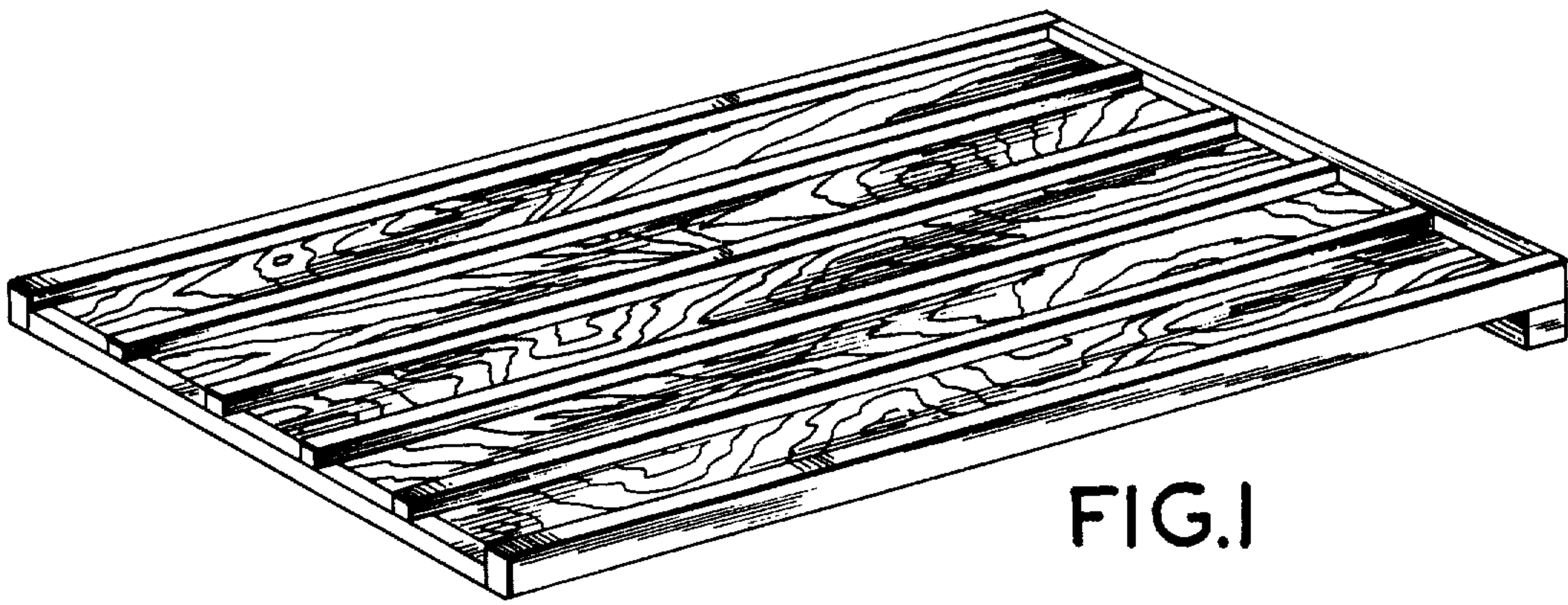


FIG. 1

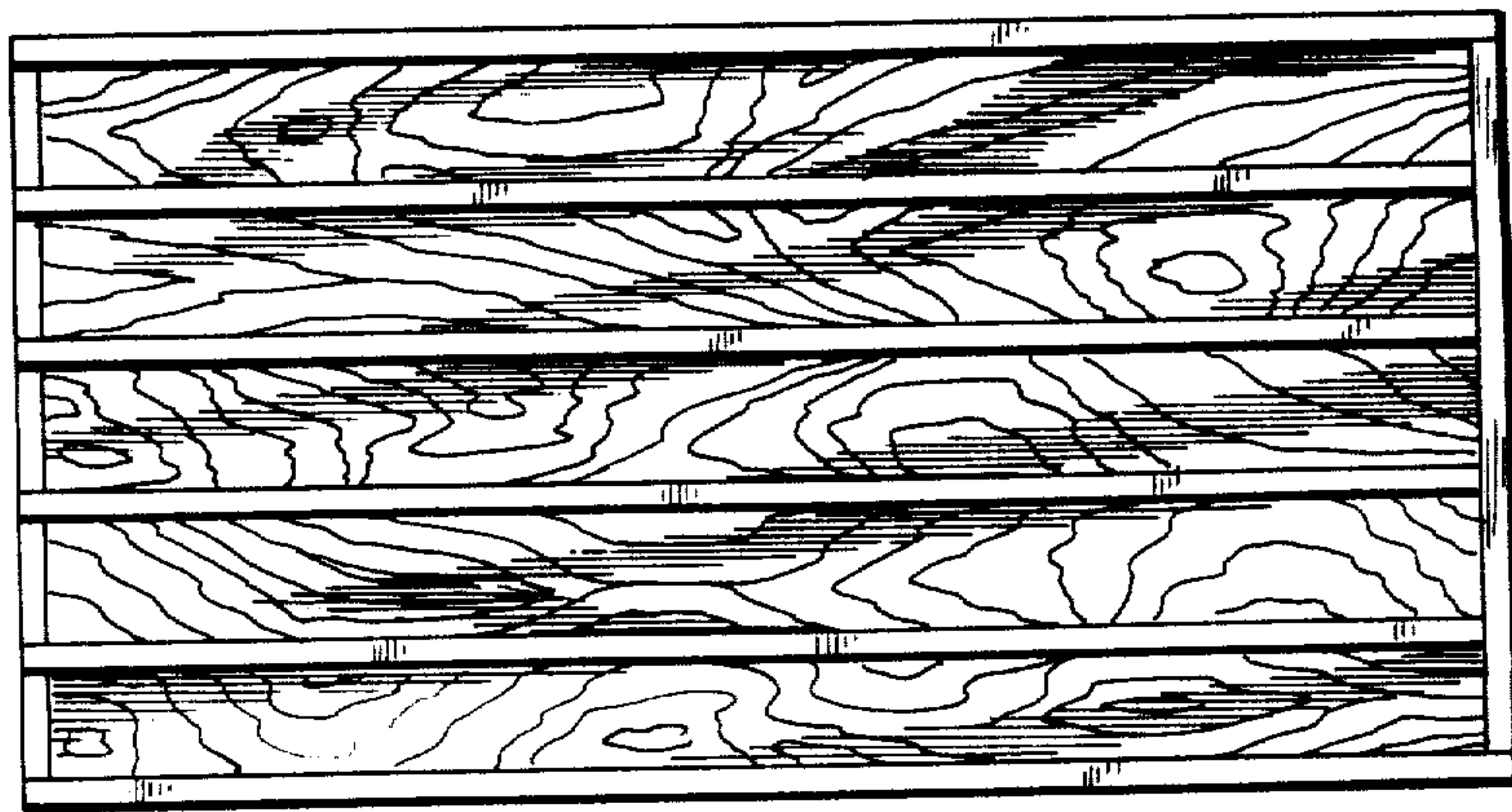


FIG. 2




FIG. 3




FIG. 4




FIG. 5




FIG. 6